



**OFFICE FURNITURE
TECH LTD**

BOARDROOM

TABLES

Boardroom tables provide modern executives with the distinctive impression of quality, precision & strength that makes a bold, visual statement in any boardroom. Table tops are designed to incorporate power and data capabilities, embracing the latest technology so you can break away from the predictable, old fashioned conference rooms and create new dimensions in boardroom design.



PRODUCT SPECS

BS EN15372:2016 (selected products)



Product guarantee



Designed & manufactured

OPTIONS



Available from stock



4 week lead time



Electrical accessories

STYLES



Collection of tables shapes designed for each range



ELEV8² TOUCH PAGE 210



ADAPT PAGE 212



FUZE PAGE 214



ARROW HEAD PAGE 216



TRUMPET BASE PAGE 218



ETERNAL PAGE 220




RADIAL LEG PAGE 222




ANSON PAGE 223

WOOD FINISHES


(Selected products)



Beech
(B)



Barcelona Walnut
(BW)




Oak
(O)




White
(WH)

MADE-TO-ORDER

(Selected products)



Grey Oak
(GO)



Walnut
(W)


ELEV82 TOUCH

SIT-STAND BOARDROOM TABLES


The Elev8² Touch height adjustable tables combine unique design with versatility to transform corporate spaces like boardrooms into flexible meeting places. The majority of boardroom meeting are sedentary environments, so you can vary your position from sitting to standing allowing for a variety of postures to be more physically active throughout the meeting.



STOCKED TOP FINISHES



Beech (B)




Oak (O)




White (WH)

MADE-TO-ORDER TOP FINISHES



Grey Oak (GO)



Walnut (W)

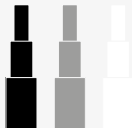
WHY OPT FOR A SIT-STAND SOLUTION?



Twin Motors



Touch button



3 part leg



650-1250



39db

ELEV82 TOUCH

SIT-STAND BOARDROOM TABLES

Rectangular Boardroom Table



CODE	W	D	H	STOCKED	MTO
EVTBT18	1800	1000	650-1250	£1633	£1683

- Rectangular table 1800mm long with adjustability from 650mm-1250mm
- Powerful twin motors raise and lower the table top at a 39db noise level

Add-on Unit



CODE	W	D	H	STOCKED	MTO
EVTBT18-AB	1800	1000	650-1250	£1451	£1496

- Extend into a modular boardroom table system with single add-on unit and brackets
- The three base columns of the straight and add-on table stay perfectly synced

Rectangular Boardroom Table



CODE	W	D	H	STOCKED	MTO
EVTBT20	2000	1000	650-1250	£1764	£1818

- Rectangular table 2000mm long with adjustability from 650mm-1250mm
- Powerful twin motors raise and lower the table top at a 39db noise level

Add-on Unit



CODE	W	D	H	STOCKED	MTO
EVTBT20-AB	2000	1000	650-1250	£1580	£1629

- Extend into a modular boardroom table system with single add-on unit and brackets
- The three base columns of the straight and add-on table stay perfectly synced

Boat Shape Boardroom Table



CODE	W	D	H	STOCKED	MTO
EVTBT24R	2400	800-1300	650-1250	£1828	£1884

- Radial boardroom table with 25mm tops available in a choice of five wood finishes
- Powerful twin motors raise and lower the table top at a 39db noise level

Radial End Boardroom Table



CODE	W	D	H	STOCKED	MTO
EVTBT24	2400	1000	650-1250	£1828	£1884

- Radial end boardroom table with 25mm tops and impact resistant ABS edging
- Powerful twin motors with a max weight loading of 160kg

FRAMES



Black (K)

Silver (S)

White (WH)

STOCKED



Beech (B)

Oak (O)

White (WH)

MTO



Grey Oak (GO)

Walnut (W)

3 week lead time

Please add frame finish followed by table top colour when ordering eg. EVTBT18 with Silver frame in Oak = EVTBT18-S-O

ADAPT

BENCH BOARDROOM TABLES

Beautifully designed and aesthetically pleasing, the Adapt boardroom table comprises a sturdy steel subframe and table tops which take on a floating appearance. Table legs can be shared, making it a cost effective and practical conference collection with robust customisable options for meeting room and boardroom needs.



STOCKED TOP FINISHES




Beech (B)




White (WH)


MADE-TO-ORDER TOP FINISHES



Grey Oak (GO)



Oak (O)



Walnut (W)

POWER READY



ECLIPSE - ENDD1
RRP £570



AERO - APD2PINF/1S/1D/1T-K
RRP £330



THOLUS - THL-2
RRP £1680

Boardroom table tops with the suffix '-CO' are supplied with rectangular cutouts 132mm x 272mm routed into the tops in a central position on the Adapt range of boardroom tables, suitable for the above power modules (mains leads to be ordered separately). See pages 187-189 for more information.

ADAPT

MODULAR BOARDROOM TABLES

Square Boardroom Tables



CODE	W	D	H	STOCKED	MTO
EBT1212	1200	1200	725	£799	£840
EBT1616	1600	1600	725	£981	£1007
EBT1616-CO	1600	1600	725	£981	£1007



-CO with 132mm x 272mm cutout

- Single square boardroom table with 25mm tops & impact resistant ABS edging
- Sturdy steel framework and bench tops which take on a floating appearance

Add-on Units



CODE	W	D	H	STOCKED	MTO
EBT1212-AB	1200	1200	725	£526	£539
EBT1616-AB	1600	1600	725	£687	£705
EBT1616-AB-CO	1600	1600	725	£687	£705



-CO with 132mm x 272mm cutout

- Single straight add-on table with 25mm tops & impact resistant ABS edging
- Recessed leg is positioned in the centre of the tables and can be extended

Rectangular Boardroom Tables



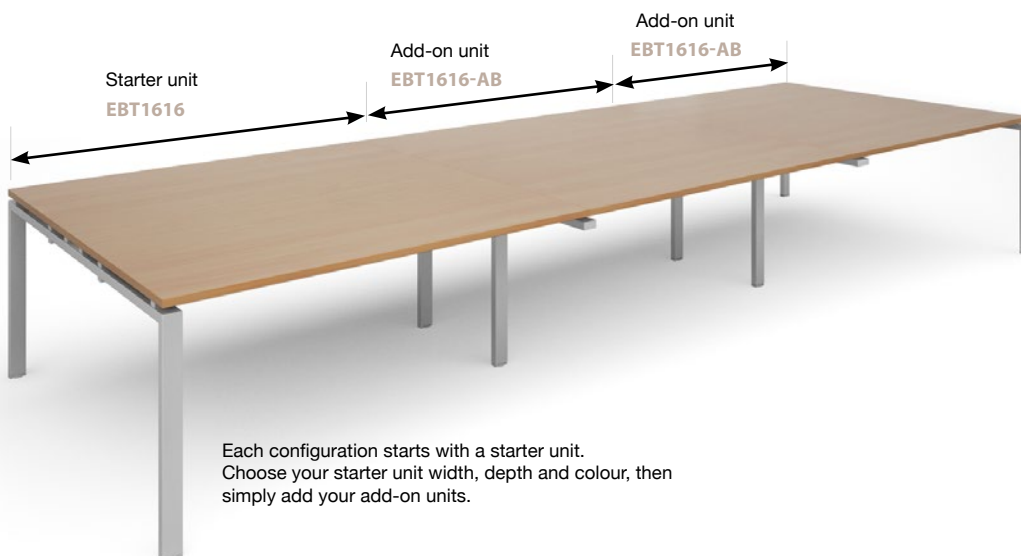
CODE	W	D	H	STOCKED	MTO
EBT2412	2400	1200	725	£1241	£1359
EBT3216	3200	1600	725	£1568	£1710
EBT3216-CO	3200	1600	725	£1568	£1710




-CO with 132mm x 272mm cutouts

- Rectangular boardroom table with 25mm tops & impact resistant ABS edging
- Extended sturdy steel framework and bench tops which take on a floating appearance

How-to-guide



Each configuration starts with a starter unit. Choose your starter unit width, depth and colour, then simply add your add-on units.



FRAMES			STOCKED		MTO			
Black (K)	Silver (S)	White (WH)	Beech (B)	White (WH)	Grey Oak (GO)	Oak (O)	Walnut (W)	

3 week lead time

Please add frame finish followed by table top colour when ordering eg. EBT1616 with Silver frame in Beech = EBT1616-S-B

FUZE

MODULAR BOARDROOM TABLES

Fuze exemplifies elegance, providing a sophisticated boardroom table design which is the perfect answer for a less corporate modern office. The simple, flexible design naturally assimilates to the task or application at hand and the solid oak legs are built to last. Fuze's clean, functional lines and co-ordinated table top finish options offer everything you need to be inspired and productive.




STOCKED TOP FINISHES




White (WH)

MADE-TO-ORDER TOP FINISHES



Grey Oak (GO)



Oak (O)



White/Oak Edge (WO)

POWER READY



ECLIPSE - ENDD1
RRP £570



AERO - APD2PINF/1S/1D/1T-K
RRP £330



THOLUS - THL-2
RRP £1680

Boardroom table tops with the suffix '-CO' are supplied with rectangular cutouts 132mm x 272mm routed into the tops in a central position on the Fuze range of boardroom tables, suitable for the above power modules (mains leads to be ordered separately). See pages **187-189** for more information.

FUZE

MODULAR BOARDROOM TABLES

Square Boardroom Tables



CODE	W	D	H	STOCKED	MTO
FZBT1616	1600	1600	725	£1090	£1124
FZBT1616-CO	1600	1600	725	£1090	£1124

-CO with 132mm x 272mm cutout

- Single square boardroom table with 25mm tops and steel framework
- Solid oak leg frame provides a modern, stylish twist on boardroom tables

Add-on Units



CODE	W	D	H	STOCKED	MTO
FZBT1616-AB	1600	1600	725	£682	£704
FZBT1616-AB-CO	1600	1600	725	£682	£704

-CO with 132mm x 272mm cutout

- Single straight add-on unit square table with 25mm tops & solid oak leg frame
- Recessed leg is positioned in the centre of the tables and can be extended

Rectangular Boardroom Tables

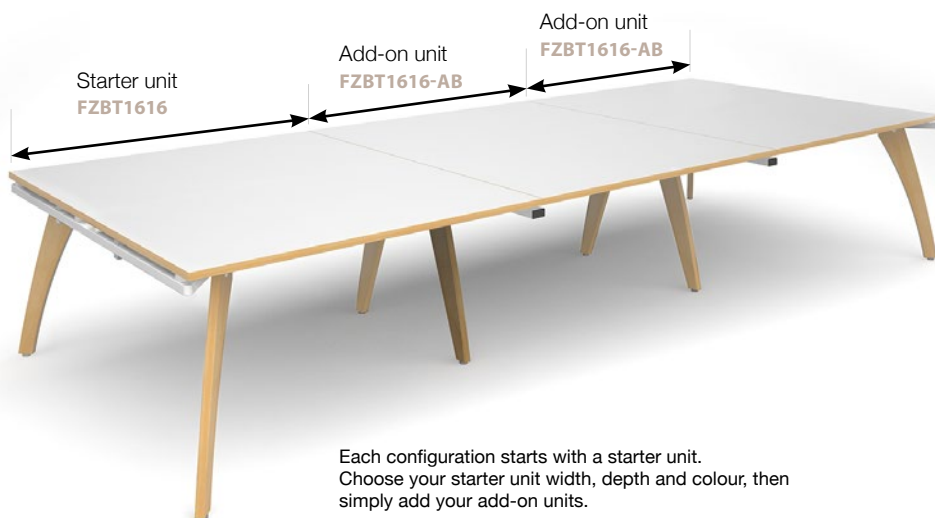


CODE	W	D	H	STOCKED	MTO
FZBT3216	3200	1600	725	£1770	£1825
FZBT3216-CO	3200	1600	725	£1770	£1825

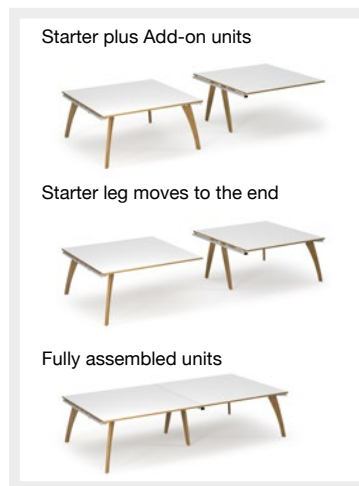
-CO with 132mm x 272mm cutouts

- Rectangular boardroom table with 25mm tops and steel framework
- Solid oak leg frame provides a modern, stylish twist on boardroom tables

How-to-guide



Each configuration starts with a starter unit. Choose your starter unit width, depth and colour, then simply add your add-on units.



FRAMES



White (WH)

STOCKED



White (WH)

3 week lead time

MTO



Grey Oak (GO)



Oak (O)



White/Oak (WO)

Please add frame finish followed by table top colour when ordering eg. FZBT1616 with White frame in White/Oak = FZBT1616-WH-WO

ARROW HEAD

ARROW HEAD BOARDROOM TABLES

Simply designed to ensure core functionality, Arrow Head offers versatile tables in a variety of shapes and finishes to suit any boardroom or meeting setting. The Arrow Head leg design offers rigidity and strength with its clean cut lines and balanced proportions. Single tables can be used individually for meetings, or several tables can be grouped together to achieve various room layouts.



STOCKED TOP FINISHES




Beech (B)




White (WH)


MADE-TO-ORDER TOP FINISHES



Grey Oak (GO)



Oak (O)



Walnut (W)

POWER READY



ECLIPSE - ENDD1
RRP £570



AERO - APD2PINF/1S/1D/1T-K
RRP £330



THOLUS - THL-2
RRP £1680

Boardroom table tops with the suffix '-CO' are supplied with rectangular cutouts 132mm x 272mm routed into the tops in a central position on the Arrow Head range of boardroom tables, suitable for the above power modules (mains leads to be ordered separately). See pages 187-189 for more information.

ARROW HEAD

BOARDROOM TABLES

Rectangular Boardroom Tables



CODE	W	D	H	STOCKED	MTO
EB18	1800	1000	725	£572	£590
EB20	2000	1000	725	£611	£631
EB18-CO	1800	1000	725	£572	£590
EB20-CO	2000	1000	725	£611	£631



-CO with 132mm x 272mm cutout

- Rectangular boardroom table with 25mm tops & impact resistant ABS edging
- Additional modular extensions enable a variety of configurations

Boat Shape Boardroom Table



CODE	W	D	H	STOCKED	MTO
ERB24	2400	800-1300	725	£817	£840

- Radial boardroom table with 25mm tops & impact resistant ABS edging
- Boat shaped table top available in a choice of five wood finishes

Radial End Boardroom Table



CODE	W	D	H	STOCKED	MTO
EB24	2400	1000	725	£785	£808
EB24-CO	2400	1000	725	£785	£808



-CO with 132mm x 272mm cutout

- Radial end boardroom table with 25mm tops & impact resistant ABS edging
- Curved table top with arrow head panel legs and adjustable foot levellers

Circular Meeting Table



CODE	W	D	H	STOCKED	MTO
RT12	1200	1200	725	£329	£338

- Circular meeting table with 25mm tops & impact resistant ABS edging
- Free standing table with cruciform legs

Radial Extension Table



CODE	W	D	H	STOCKED	MTO
EB10D	1000	1000	725	£328	£338

- Radial boardroom extension table with 25mm tops & ABS edging
- To be used together with the rectangular boardroom table and square extensions

Square Extension Table



CODE	W	D	H	STOCKED	MTO
EB10	1000	1000	725	£294	£338

- Square boardroom extension table with 25mm tops & ABS edging
- To be used together with the rectangular boardroom table and radial extensions

STOCKED

MTO



Beech (B)

White (WH)

3 week lead time



Grey Oak (GO)

Oak (O)

Walnut (W)

Please add table top colour when ordering eg. EB18 in Grey Oak = EB18GO

TRUMPET BASE

TRUMPET BASE BOARDROOM TABLES

Our trumpet base tables are a modern solution for any boardroom featuring a robust, weighted circular base available in silver, white or chrome that offers the ultimate in strength and durability. Curved and straight table tops are available in a choice of five colour finishes to present your company in the best possible way, whether the need calls for impromptu meetings or creative collaboration.



STOCKED TOP FINISHES




Beech (B)




White (WH)


MADE-TO-ORDER TOP FINISHES



Grey Oak (GO)



Oak (O)



Walnut (W)

POWER READY



ECLIPSE - ENDD1
RRP £570



AERO - APD2PINF/1S/1D/1T-K
RRP £330



THOLUS - THL-2
RRP £1680

Boardroom table tops with the suffix '-CO' are supplied with rectangular cutouts 132mm x 272mm cutouts routed into the tops in a central position on the Trumpet Base range of boardroom tables, suitable for the above power modules (mains leads to be ordered separately). See pages 187-189 for more information.

TRUMPET BASE

BOARDROOM TABLES

Rectangular Boardroom Tables



CODE	W	D	H	STOCKED	MTO
TB18	1800	1000	725	£820	£840
TB20	2000	1000	725	£860	£880
TB18-CO	1800	1000	725	£820	£840
TB20-CO	2000	1000	725	£860	£880



-CO with 132mm x 272mm cutout

- Rectangular tables 1000mm with 25mm tops & impact resistant ABS edging
- Additional modular extensions enable a variety of configurations

Radial End Boardroom Table



CODE	W	D	H	STOCKED	MTO
TB24	2400	1000	725	£1117	£1150
TB24-CO	2400	1000	725	£1117	£1150



-CO with 132mm x 272mm cutout

- Radial end table 1000mm with 25mm tops & impact resistant ABS edging
- Curved table top with steel trumpet base weighted for stability

Circular Boardroom Table



CODE	W	D	H	STOCKED	MTO
TB10C	1000	1000	725	£550	£570

- Circular tables with 25mm tops & impact resistant ABS edging
- Free standing table 1000mm with 680mm diameter, weighted trumpet base

Circular Boardroom Table



CODE	W	D	H	STOCKED	MTO
TB12C	1200	1200	725	£605	£620

- Circular tables with 25mm tops & impact resistant ABS edging
- Free standing table 1200mm with 680mm diameter, weighted trumpet base

Radial Extension Table



CODE	W	D	H	STOCKED	MTO
TB10D	1000	1000	725	£460	£470

- Radial end extension table with 25mm tops & impact resistant ABS edging
- To be used together with the rectangular boardroom table and square extensions

Square Extension Table



CODE	W	D	H	STOCKED	MTO
TB10	1000	1000	725	£425	£440

- Square extension table 1000mm with 25mm tops & impact resistant ABS edging
- Can be used as a stand alone table or as a table extension

FRAMES



Chrome (C)



Silver (S)



White (WH)

STOCKED



Beech (B)



White (WH)

3 week lead time



Grey Oak (GO)



Oak (O)



Walnut (W)

Please add frame finish followed by table top colour when ordering eg. TB10 with Silver frame in Oak = TB10-S-O

ETERNAL

BOARDROOM TABLES

Eternal is a sophisticated boardroom table collection with robust customisable options for all your meeting room needs. Many sizes, shapes, and details let you tailor the look for formal or casual settings, with stylish flat circular bases and cylindrical columns, tops available in five finishes, and integrated power options which makes Eternal a practical choice for supporting technology.



STOCKED TOP FINISHES




Beech (B)




White (WH)


MADE-TO-ORDER TOP FINISHES



Grey Oak (GO)



Oak (O)



Walnut (W)

POWER READY



ECLIPSE - ENDD1
RRP £570



AERO - APD2PINF/1S/1D/1T-K
RRP £330



THOLUS - THL-2
RRP £1680



PIXEL - PX-1
RRP £330



PLUTO - PL-2
RRP £525



INCA - 79-1
RRP £550

Boardroom table tops with the suffix '-CO' are supplied with either a rectangular 272mm x 132mm cutout or 80mm diameter cutout routed into the tops in a central position on the Eternal range of boardroom tables, suitable for the above power modules (mains leads to be ordered separately). See pages 182-189 for more information.

Rectangular Boardroom Tables



CODE	W	D	H	STOCKED	MTO
ETN18	1800	1000	725	£815	£840
ETN20	2000	1000	725	£860	£890
ETN18-CO	1800	1000	725	£815	£840
ETN20-CO	2000	1000	725	£860	£890



-CO with 132mm x 272mm cutout

- Rectangular tables 1000mm with 25mm tops & impact resistant ABS edging
- Additional modular extensions enable a variety of configurations

Radial End Boardroom Tables



CODE	W	D	H	STOCKED	MTO
ETN24	2400	1000	725	£1117	£1150
ETN24-CO	2400	1000	725	£1117	£1150



-CO with 132mm x 272mm cutout

- Radial end table 1000mm with 25mm tops & impact resistant ABS edging
- Curved table top with steel trumpet bases weighted for stability

Circular Boardroom Tables



CODE	W	D	H	STOCKED	MTO
ETN10C	1000	1000	725	£550	£570
ETN10C-CO	1000	1000	725	£665	£680



-CO with 80mm diameter cutout

- Circular tables with 25mm tops & impact resistant ABS edging
- Free standing table 1000mm with flat circular 680mm diameter base

Circular Boardroom Tables



CODE	W	D	H	STOCKED	MTO
ETN12C	1200	1200	725	£610	£625
ETN12C-CO	1200	1200	725	£720	£740



-CO with 80mm diameter cutout

- Circular tables with 25mm tops & impact resistant ABS edging
- Free standing table 1200mm with flat circular 680mm diameter base

Radial Extension Table



CODE	W	D	H	STOCKED	MTO
ETN10D	1000	1000	725	£460	£477

- Radial end extension table with 25mm tops & impact resistant ABS edging
- To be used together with the rectangular boardroom table and square extensions

Square Extension Tables



CODE	W	D	H	STOCKED	MTO
ETN10	1000	1000	725	£425	£450
ETN10-CO	1000	1000	725	£540	£560



-CO with 80mm diameter cutout

- Square extension table 1000mm with 25mm tops & ABS edging
- Can be used as a stand alone table or as a table extension

FRAMES



Black (K) Brushed Steel (BS)

STOCKED



Beech (B) White (WH)

3 week lead time

MTO



Grey Oak (GO) Oak (O) Walnut (W)

Please add frame finish followed by table top colour when ordering eg. ETN18 with Black frame in Grey Oak = ETN18-K-GO

RADIAL LEG

BOARDROOM TABLES



Radial leg tables are defined by clean lines and a simple leg design which provide a place to gather, an area to create, or a spot to focus. Simplistic yet robust, the round tubular screw in legs, available in chrome, silver, black and white, complement the 25mm table tops to suit any intended space, with a choice of 3 boardroom tables sizes to meet the demands of any user group.

Circular and radial end meeting tables with radial screw-in legs

Can also be used as a cafe/dining table in any workplace setting

Curved table top for boardrooms with six radial screw-in legs

Radial end table with 25mm tops & impact resistant ABS edging



CODE	DESCRIPTION	W	D	H	RRP
DRL1000C	Circular	1000	1000	725	£387
DRL1200C	Circular	1200	1200	725	£414
DRL2400	Radial end	2400	1000	725	£493



Please add leg finish followed by table top colour when ordering eg. **DRL2400** with Black legs in Oak = **DRL2400-K-O**

ANSON

BOARDROOM TABLES



The boardroom is an integral part of any office and it's the room where it all happens and the Anson range of boardroom tables provide attendees with the distinctive impression of quality, precision & strength that makes a bold, visual statement in any conference room. Create the right impression for customers, employees, important business contacts, interviewees, and showcase the business in the best possible way with Anson tables.

Makes a bold, visual statement in any conference room and create a space with a beautiful aesthetic

Circular, square and rectangular table top options with clean lines and an elegant, sleek design

Offer a versatile whole room solution and bring a timeless appeal to the executive space

Two-tone designer leg frames complement the stylish Barcelona Walnut table tops



ANS-TBC12

ANS-TBS12

ANS-TBR22

CODE	DESCRIPTION	W	D	H	RRP
ANS-TBC12	Circular	1200	1200	725	£1200
ANS-TBS12	Square	1200	1200	725	£1200
ANS-TBR22	Rectangular	2200	1200	725	£1400



Barcelona Walnut (BW)

Please add table top colour when ordering eg. **ANS-TBS12** in Barcelona Walnut = **ANS-TBS12-BW**

did you know ...

...how quick, simple and easy it is to place your order online with us?

select your products

office tech

CATEGORIES ▾

DESKS TABLES SEATING SOFT SEATING SCREENS STEEL STORAGE WOODEN STORAGE HOME OFFICE POWER MODULES

Our Products

- Vivo straight desk 600mm deep: £385.00 – £445.00
- Vivo right hand ergonomic desk: £639.00 – £752.00
- Vivo left hand ergonomic desk: £639.00 – £752.00
- Vivo straight desk 800mm deep: £434.00 – £559.00
- Vantage 200 3 lever asynchro operators chair: £220.00 – £278.00
- Vantage 100 2 lever PCB operators chair: £185.00 – £256.00

select your specification and add it to the cart

office tech

Vivo left hand ergonomic desk

£639.00 – £752.00

Width: 1600

Depth: 800

Height: 725

Colour: Walnut

Desk Shape: Ergonomic

£682.00

Add To Cart Buy Now

and fill in the form with your invoice details

office tech

Buy with Pay

Billing details

Ship to a different address?

ORDER NOTES (OPTIONAL)

Your order

Width:	1600
Depth:	800
Height:	725
Colour:	Walnut
Desk Shape:	Ergonomic
Price:	£682.00

Subtotal: £682.00

TOTAL: £682.00

Place Order