
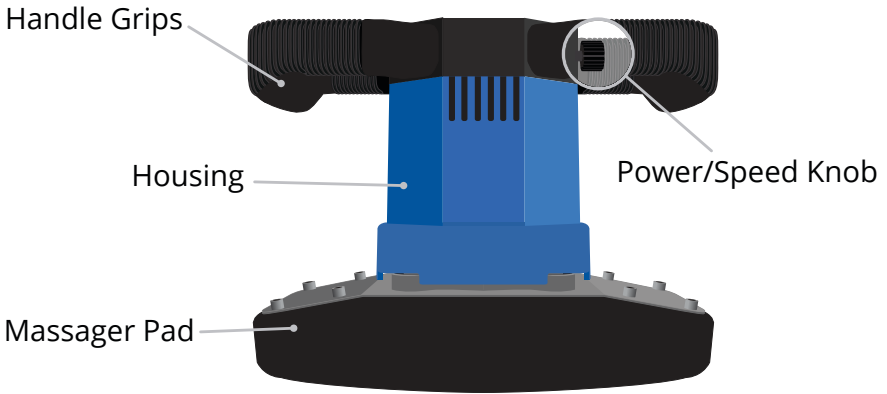


BODY BACK VIBE




OWNER'S MANUAL

YOUR VIBE MASSAGER




OPERATING INSTRUCTIONS



1. Plug power cord into grounded 120-volt wall outlet.



2. Grasp grips firmly with both hands.



3. Rotate power knob clockwise to activate massager; adjust speed by turning knob. Rotate knob counter-clockwise until you hear a “click” to stop operation.

PRODUCT FEATURES

- Weight: 5.5 lbs
- Dimensions: 9.5x7.4x5 in
- Voltage: 120v
- Wattage: 140w
- Speed Control: Rotary Switch Knob
- Motor Type: AC Motor
- Model: BB-Vibe2.0
- Cord Length: 12 feet
- Housing: Cast Aluminium
- Handles: Synthetic Rubber
- Pad: Synthetic leather, foam, stainless steel
- Range: 2330-4040 RPM

SAFETY INFORMATION

This product is designed to operate using a standard, grounded 120-volt outlet. Use this massager only for its intended use as described in this manual.

- Do not use the VIBE with any object blocking or filling the vents
- Do not use the VIBE under a blanket or other covering, near liquids or damp surfaces, or outdoors
- Do not use the VIBE on or near heated surfaces or elements
- Do not use the VIBE if the cord or any other part of the product is damaged
- To prevent overheating, do not use the VIBE in sessions longer than 20 minutes
- Unplug the VIBE when not in use; this product should not be operated by children
- Do not use the VIBE if it becomes hot to the touch or is smoking, or is making grinding or whining noises
- USE CAUTION if operating the VIBE wearing loose clothing and/or jewelry

Discontinue use if abnormal discomfort is experienced. Do not use directly on agitated or sensitive skin surfaces. Do not use if you have lung or heart conditions. Warning: Excessive pressure may result in overheating of the motor.

BODYBACK

MESSAGE TOOLS FOR EVERY BODY

Body Back Company strives to offer the best quality products and service. We are committed to providing the best massage tools for every body.

www.bodyback.com | customerservice@bodyback.com | 1-800-285-8957

CARE & MAINTENANCE

1. Unplug massager before cleaning surfaces
2. Wipe the massage pad with a mild disinfectant or detergent; do not use products containing alcohol
3. Allow massager to cool for 15 minutes before storing
4. Store in an area free of dust and moisture
5. The VIBE does not require lubrication or servicing

LIMITED 1 YEAR WARRANTY

The Vibe Massager is backed by a limited 1 Year Warranty*. Defective products reported within one year of date of purchase will be replaced or repaired. This warranty covers mechanical or structural defects in workmanship. To register your VIBE visit: www.bodyback.com/vibe-warranty

*Registration and proof of purchase required

REVIEW YOUR PRODUCT



1. Go to the product page for the item on Amazon.com
2. Click 'Write a customer review' in the 'Customer Reviews' section
3. Write your review and click Submit



1. Sign in to Your Account
2. Click on the order number for the product
3. Click 'Review this product' link under the item name
4. Write your review and submit



1. Visit the product page for the item you want to review
2. Click the 'Write a review' button
3. Enter your first name, write your review and submit