

# Mantarraya NYC

*Ring*  
**Size Guide**

---



# Ring Sizer Guide



## STEP 1

1. Print this document out ensuring the page scaling is set to 100% for a full A4 page. When printed, check the line below – it should measure exactly 5 cm.

## STEP 2

2. Select an existing ring that fits the desired finger and measure the internal diameter, or place the ring on the chart below and match the inside edge to the circle nearest in size.

## STEP 3

3. Use the chart to determine your ring size. If you are undecided between two sizes, we suggest you choose the larger one.

5cm



12.84 mm




13.57 mm




13.97 mm




14.38 mm




14.88 mm



15.10 mm



15.49 mm



15.90 mm



16.31 mm



16.71 mm



17.12 mm




17.53 mm



17.93 mm




18.34 mm



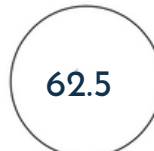
18.75 mm



19.15 mm



19.56 mm



19.81 mm



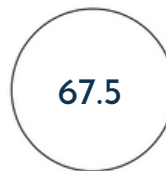
20.17 mm




20.61 mm



20.99 mm



21.32 mm



21.71 mm



22.10 mm

# Size Conversion Chart

INSIDE DIAMETER				
MM	INCHES	EU	UK	US
12.84	0.52	41	D	2.25
13.57	0.53	42	E	2.75
13.97	0.55	44	F	3.25
14.38	0.56	45	G	3.75
14.88	0.58	46.5	H	4.25
15.10	0.59	47	I	4.5
15.49	0.60	48.5	J	5
15.90	0.62	50	K	5.5
16.31	0.64	51	L	6
16.71	0.65	52	M	6.5
17.12	0.67	53.5	N	6.75
17.53	0.69	55	O	7
17.93	0.70	56	P	7.5
18.34	0.72	57	Q	8
18.75	0.73	58.5	R	8.5
19.15	0.75	59.5	S	9
19.56	0.77	61	T	9.5
19.81	0.78	62.5	U	10
20.17	0.79	63	V	10.5
20.61	0.81	65	W	11
20.99	0.83	66	X	11.5
21.32	0.84	67.5	Y	12
21.71	0.85	69	Z	12.5
22.10	0.87	70.5	Z+1	13