

Name

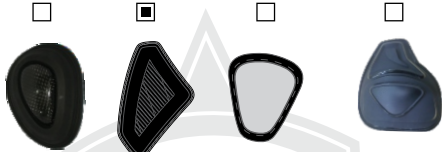
Sex : Male Female Date

Size

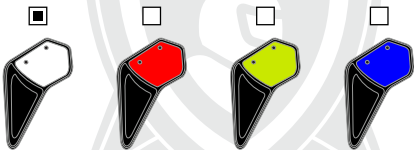
Colours GENUINE LEATHER GENUINE COWHIDE LEATHER

- | | | | |
|---|--|--|--|
| 1- <input type="checkbox"/> Black | 9- <input type="checkbox"/> Race Red | 17- <input type="checkbox"/> Flou Yellow | 25- <input type="checkbox"/> Purple |
| 2- <input type="checkbox"/> Pearl white | 10- <input type="checkbox"/> K. Green | 18- <input type="checkbox"/> White | 26- <input type="checkbox"/> Light Grey |
| 3- <input type="checkbox"/> Pale Blue | 11- <input type="checkbox"/> Silver | 19- <input type="checkbox"/> Green | 27- <input type="checkbox"/> Blue 300C |
| 4- <input type="checkbox"/> Flou Green | 12- <input type="checkbox"/> Deep Yellow | 20- <input type="checkbox"/> Paper Gold | 28- <input type="checkbox"/> Green 342C |
| 5- <input type="checkbox"/> 5-Flou Red | 13- <input type="checkbox"/> Gunmetal Grey | 21- <input type="checkbox"/> Gold | 29- <input type="checkbox"/> Royal Blue |
| 6- <input type="checkbox"/> Orange | 14- <input type="checkbox"/> Yellow | 22- <input type="checkbox"/> Green 320C | 30- <input type="checkbox"/> Neon Green |
| 7- <input type="checkbox"/> Pearl Blue | 15- <input type="checkbox"/> Flou Orange | 23- <input type="checkbox"/> Pink | 31- <input type="checkbox"/> Mate F.Orange |
| 8- <input type="checkbox"/> Dunlop Blue | 16- <input type="checkbox"/> Light Blue | 24- <input type="checkbox"/> Flou Pink | 32- <input type="checkbox"/> Tiff Blue |

SHOULDER MOLDS



ELBOW MOLDS



INSIDE Protections

- Flyingbats Smoothways



MEASUREMENT DATA

RIDER'S NAME

HEIGHTcm (Center back of the neck to ankle)

WEIGHTKG

1-CHEST (Round)= cm

2- WAISTLINE(Round) (your Navel) = cm

3-SHOULDER TO SHOULDER = cm

4-NECK = cm

5- COMPLETE OUTSIDE SLEEVE LENGTH = cm

6- SHOULDER TO ELBOW = cm

7-ELBOW TO WRIST =

8- BICEPS =

9-FOREARM cm

10-WRIST =cm

11-NECK TO NAVEL = cm

12- NECK TO WAISTLINE BACK = cm

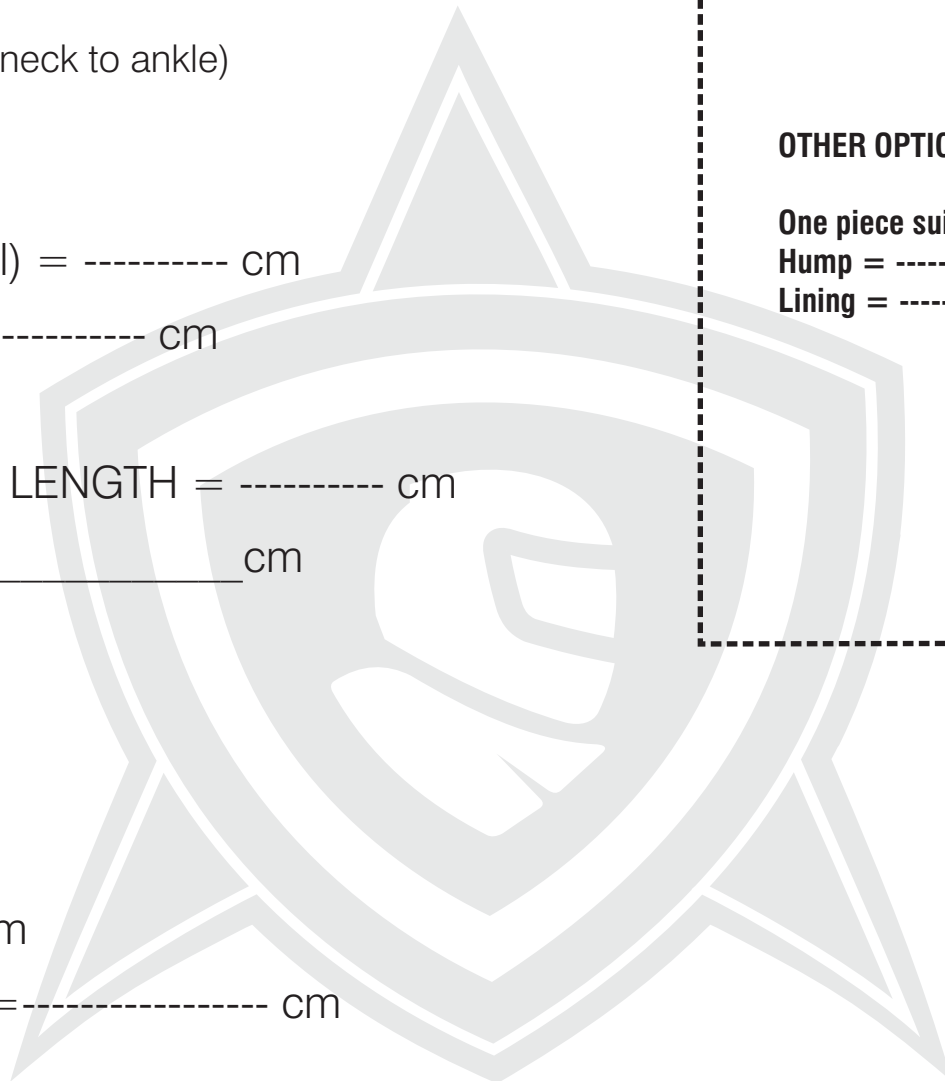
OTHER OPTIONS

One piece suit /Two piece suit =

Hump = **(Large / Small)**

Lining = **(Fixed / Removable)**

NO REFUND ON CUSTOM ITEM!



MOTORCYCLE LEATHER JACKETSS SIZE MEASUREMENTS GUIDE

PLEASE FOLLOW THE INSTRUCTIONS CAREFULLY AND USE THE PHOTOS. TAKE ALL MEASUREMENTS IN CENTIMETERS.

		 <p>Shoulder Width: Measure straight across from shoulder bone to shoulder bone. It can be difficult to locate the shoulder</p>
<p>1-CHEST (Round)= _____</p>	<p>2-WAISTLINE(Round) (your Navel) = ----- ---</p>	<p>3- Shoulder Bone To Shoulder Bone----- -----</p>
		
<p>4-NECK = _____</p>	<p>5-COMPLETE OUTSIDE SLEEVE LENGTH = _____</p>	<p>6-SHOULDER TO ELBOW = _____</p>
		
<p>7-ELBOW TO WRIST = _____</p>	<p>8-BICEPS = _____</p>	<p>9-FOREARM = _____</p>
		
<p>10-WRIST = _____</p>	<p>11-NECK TO NAVEL = _____</p>	<p>12- NECK TO WAISTLINE BACK = _____</p>