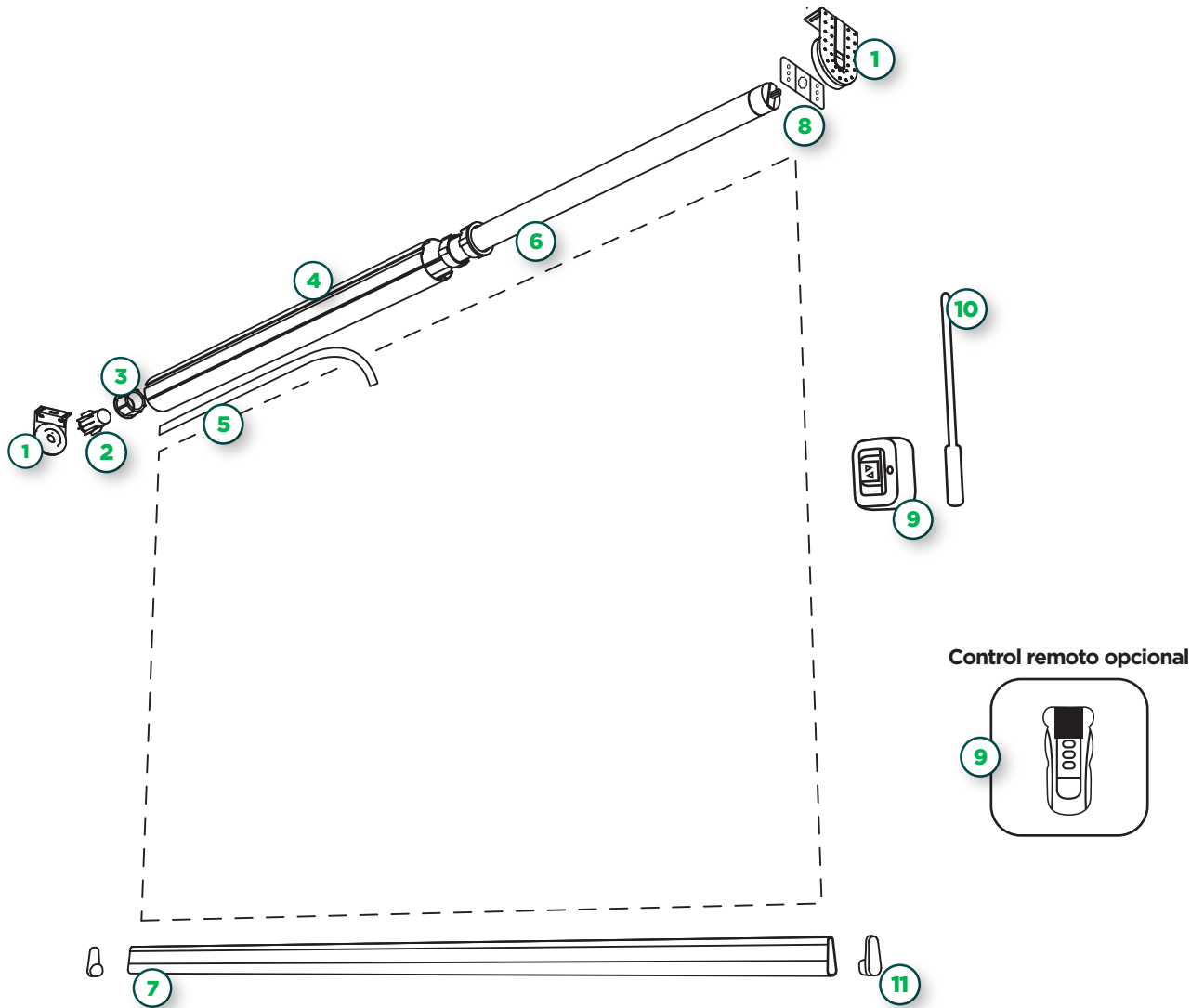


# »» CORTINA ROLLER MOTORIZADA



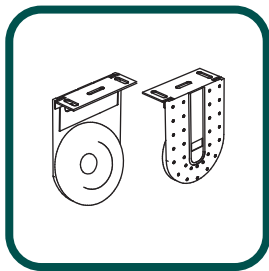
## » Cortina Roller Motor Despiece



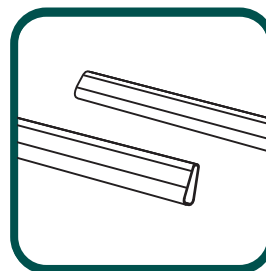
### Componentes

- |          |  |           |   |
|----------|--|-----------|---|
| <b>1</b> | Escuadra lateral (dentro del kit de motor)               | <b>8</b>  | Soporte motor                               |
| <b>2</b> | Rodillo de tracción secundario (dentro del kit de motor) | <b>9</b>  | Tecla para motor /control remoto (opcional) |
| <b>3</b> | Buje adaptador 41/58 mm (dentro del kit de motor)        | <b>10</b> | Destornillador plástico                     |
| <b>4</b> | Tubo aluminio nervado 58 mm                              | <b>11</b> | Tapas perfil CP1/CP2/CP3                    |
| <b>5</b> | Cinta doble faz  | <b>12</b> | Kit fijación para cortina roller            |
| <b>6</b> | Motor  |           |   |
| <b>7</b> | Perfil CP1/CP2/CP3                                       |           |   |

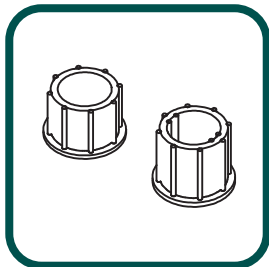
## » Cortina Roller Motor Componentes



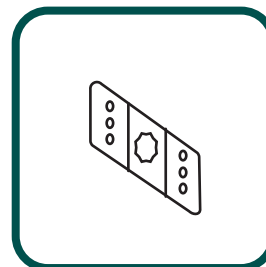
1 Escuadras laterales




7 Perfil  
CP1/CP2/CP3



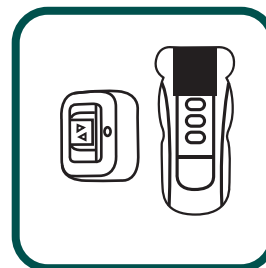
3 Buje adaptador  
41/58 mm




8 Soporte motor



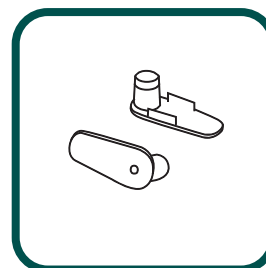
4 Tubo  
Nervado 58mm



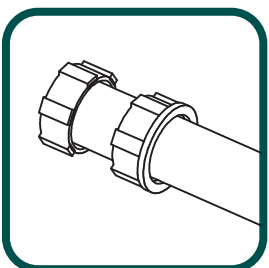
9 Tecla p/motor



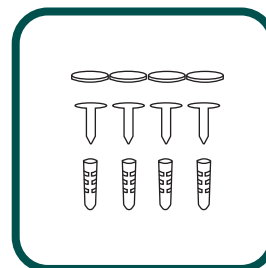
5 Cinta doble  
faz



11 Tapa para  
perfil CP1/CP2/CP3



6 Motor



12 Kit fijación para  
cortina roller

