







CORDLESS

LED BALLOON LIGHT

VT-100W-G1







13,000 LM
7,500 ft²

LED BALLOON LIGHT

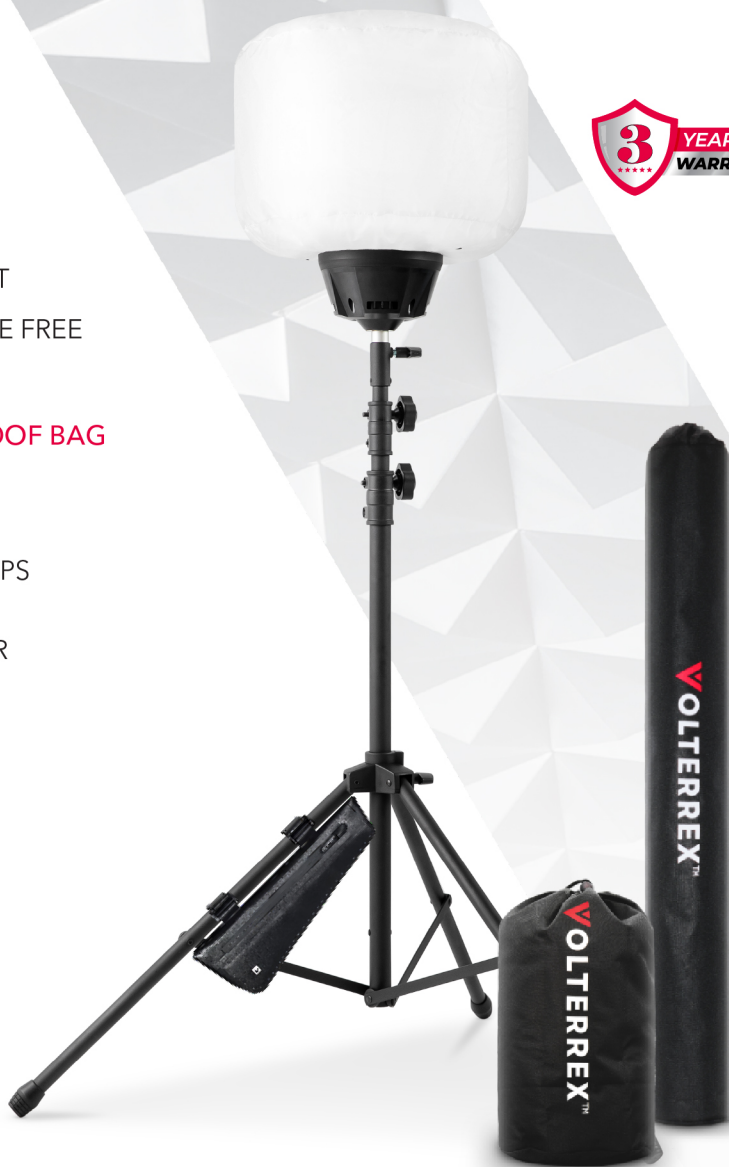
-  HIGH LUMEN OUTPUT OF 13,000LM
-  CARRY BAGS INCLUDED
-  MULTIPLE MOUNTING OPTIONS INCLUDED
-  6FT / 2-STAGE ADJUSTABLE MAST
-  RF REMOTE DOZENS OF SETTINGS
-  360 DEGREE GLARE FREE DIFFUSED LIGHT



RECHARGEABLE 48V LI-ON BATTERY WITH WATERPROOF BAG

-  DETACHABLE WATERPROOF BAG
-  CORDLESS BATTERY PACK
-  HIGH CAPACITY ENERGY STORAGE
-  ADJUSTABLE STRAPS FOR MOUNTING
-  RECHARGEABLE LI-ON CELLS
-  BATTERY CHARGER INCLUDED

ACCESSORIES INCLUDED



SPECIFICATIONS

| | |
|-----------------------------|-------------------------------|
| Fixture Design | 8-Sided extrusion + Top panel |
| Power Consumption | 100 W |
| Spec LED Wattage (W) | Samsung 100 W |
| Luminous Flux (Lumen) | 13,000 Lumens |
| Color Temperature (Kelvin) | 5,000K |
| Color Rendering Index (CRI) | >80 |
| Lamp Life (Hrs) | 50,000 Hrs |
| Voltage (V) | DC 48V (40V -56V) |
| Safety Certifications | UL, CE, FCC, RoHs |

DIMENSION & WEIGHT

| | |
|--------------------------------|--|
| Diffuser Inflated (L"x W"x H") | 5.7 x 5.7 x 9.8 (40 x 40 x 25cm) |
| Fixture Weight | 6.6 lbs (2.99 kg) |
| Fixture (L"x W"x H") | 7 x 7 x 11.5 (18 x 18 x 29 cm) |
| Power Cable | 15' ft (457 cm) <small>SJOW 3*18 AWG CORE G US Stnd Plug</small> |
| Tripod Dimensions (Collapsed) | 34 in. (86 cm) |
| Tripod Dimensions (Extended) | 79 in. (198 cm) |
| Tripod Weight | 7.1lb (3.2 kg) |
| Tripod Footprint L"xW"xH" | 31 x 31 x 78 (79 x 79 x 198cm) |
| Ingress Protection | IP44 |

BATTERY PERFORMANCE

| 10Ah Rechargeable 48V Li-on Battery w/ Waterproof Bag (480W) | | | |
|--|-------------------|------------|------------|
| Brightness Setting (%) | Max (100%) | Half (50%) | Min (10%~) |
| Runtime (Hrs) | 4.5 | 9.0 | 40.0 |
| Rated Capacity | 10Ah 480W | | |
| Dimensions (L"xW"xH") | 13.7 x 12.9 x 5.1 | | |
| Weights (lbs) | 11 | | |
| Charging Time (Hrs) | 5 | | |

| 14Ah Rechargeable 48V Li-on Battery w/ Waterproof Bag (672W) | | | |
|--|-------------------|------------|------------|
| Brightness Setting (%) | Max (100%) | Half (50%) | Min (10%~) |
| Runtime (Hrs) | 6.5 | 13.0 | 60.0 |
| Rated Capacity | 14Ah 672W | | |
| Dimensions (L"xW"xH") | 13.7 x 12.9 x 5.1 | | |
| Weights (lbs) | 14 | | |
| Charging Time (Hrs) | 7 | | |

BATTERY SPECIFICATIONS

| | |
|----------------------------------|-------------------|
| Battery Type | Li-on 18650 Cells |
| Rated Voltage | 48V |
| Rated Capacity | 10/14Ah |
| Cycles Life | ≥1000 |
| Constant Discharge Current (Max) | 30A |
| Discharge Cut-off Voltage | 36.4V |
| Discharge Connectors | Anderson 50A |
| USB Output | 5V/2A |

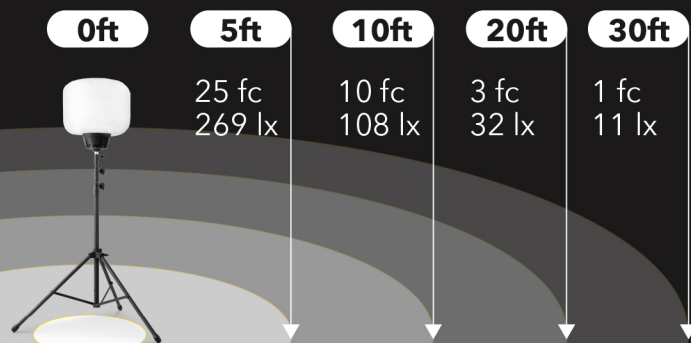
BATTERY CHARGER SPECIFICATIONS

| | |
|----------------------|----------|
| Battery Charger | 54.6V/2A |
| Charge Current (Max) | 5A |
| Charge Voltage (Max) | 54.6V |



100W LIGHT KIT POLAR LIGHTING DIAGRAM

Ground Coverage of Illumination:
Footcandles/Lux (fc/lx) vs. Distance (ft)



CONTACT

Volterrex powered
by ISM Lighting

866-765-VOLT
www.volterrex.com
info@ismlighting.com
300 Wampanoag Trail,
Riverside, RI 02915

