








# Application Instructions & Amounts

**CAUTION:**  
REDUCE WATER AND FERTILIZER APPLICATION  
HGO ENHANCES ABSORPTION RATES

## Potted Plants

- 1  Add HGO to any new or existing soil (Espoma brand recommended)
- 2  Stir HGO into the soil or add a layer around surrounding plants (mix 3 inches down)
- 3  HGO is safe to handle with your hands (use gloves when handling fertilizer or soil with a fertilizer mix)
- 4  Transfer plant into pot with new soil mix or add HGO around existing plant
- 5  Add water, use fertilizer sparingly

Pot / Container Size » Volume	Application Rates		Order # of 3lb Needed
	Application	Alternate Application	
6" » 1 qt.	7 tbsp.	-	1
8" » 1 gal.	1.5 cups	-	1
10" » 3 gal.	4.5 cups	1.25 qt.	1
12" » 5 gal.	7.5 cups	4.87 qt.	2
14" » 7 gal.	10.5 cups	2.63 qt.	3
16" » 10 gal.	4 qt.	1 gal.	4
20" » 18 gal.	7 qt.	2 gal.	7
24" » 25 gal.	10 qt.	3 gal.	9

## Raised Beds

- 1  Start with quality organic soil (Espoma brand recommended)
- 2  Add **Harvest Gold Premium Soil Conditioner**
- 3  Stir until Soil Conditioner is mixed in
- 4  Fill raised bed with new mixture
- 5  Transfer plants into filled, raised bed
- 6  Add water, use fertilizer sparingly

X	2 ft.	3 ft.	4 ft.	5 ft.	6 ft.	7 ft.	8 ft.	9 ft.	10 ft.
2 ft	6	9	12	15	18	21	24	27	30
3 ft	9	13.5	18	22.5	27	31.5	36	40.5	45
4 ft	12	18	24	30	36	42	48	54	60
5 ft	15	22.5	30	37.5	45	52.5	60	67.5	75
6 ft	18	27	36	45	54	63	72	81	90
7 ft	21	31.5	42	52.5	63	73.5	84	94.5	105
8 ft	24	36	48	60	72	84	96	105	120
9 ft	27	40.5	54	67.5	81	94.5	108	121.5	135
10 ft	30	45	60	75	90	105	120	135	150

**IMPORTANT:** The values above are based on raised beds with a height of 1 foot. Multiply the lbs (pounds) given in the chart by the height/ depth (in feet) given by the customer.

**EXAMPLE:** The weight given above for a raised bed that is 2 ft x 2 ft is 6 lbs, which applies to a raised garden with a height/ depth of 1 ft. However, if the customer has a raised bed with a height/ depth of 2 feet, multiply 6 lbs x 2 ft to adjust our recommended application to 12 lbs for a 2 ft x 2 ft raised garden.



# Application Instructions & Amounts

## Lawn Rehabilitation

**CAUTION:**  
REDUCE WATER AND  
FERTILIZER APPLICATION  
HGO ENHANCES ABSORPTION RATES

X	4 ft	5 ft	6 ft	7 ft	8 ft	9 ft	10 ft	UNIT	Acreage	Application
4 ft	4/5	1	1 1/5	1 2/5	1 3/5	1 4/5	2	lbs.	1/16 acre	125 lbs.
	1 1/5	1 1/2	1 4/5	2 1/10	2 2/5	2 7/10	3	cups	1/8 acre	250 lbs.
5 ft	1	1 1/4	1 1/2	1 3/4	2	2 1/4	2 1/2	lbs.	1/4 acre	500 lbs.
	1 1/2	1 7/8	2 1/4	2 5/8	3	3 3/8	3 3/4	cups	1/2 acre	1,000 lbs.
6 ft	1 1/5	1 1/2	1 4/5	2 1/10	2 2/5	2 7/10	3	lbs.	1	1 ton
	1 4/5	2 1/4	2 7/10	3 3/20	3 3/5	4 1/20	4 1/2	cups		
7 ft	1 2/5	1 3/4	2 1/10	2 9/20	2 4/5	3 3/20	3 1/2	lbs.		
	2 1/10	2 5/8	3 3/20	3 27/40	4 1/5	4 29/40	5 1/4	cups		
8 ft	1 3/5	2	2 2/5	2 4/5	3 1/5	3 3/5	4	lbs.		
	2 2/5	3	3 3/5	4 1/5	4 4/5	5 2/5	6	cups		
9 ft	1 4/5	2 1/4	2 7/10	3 3/20	3 3/5	4 1/20	4 1/2	lbs.		
	2 7/10	3 3/8	4 1/20	4 29/40	5 2/5	6 3/40	6 3/4	cups		
10 ft	2	2 1/2	3	3 1/2	4	4 1/2	5	lbs.		
	3	3 3/4	4 1/2	5 1/4	6	6 3/4	7 1/2	cups		

It is safe to Round up HGO application rates, HGO works very well with increased application.

1

Top dress a thick layer of Harvest Gold to problem areas of lawn (no tilling necessary)



2

Water thoroughly and, continue to water as needed to keep soil moist and encourage seeds to grow ( if added )



MAY USE WITH NEW SEED TO ENCOURAGE GROWTH - PLEASE ALLOW UP TO ONE MONTH TO SEE RESULTS

BE CAREFUL TO NOT OVERWATER OR OVER FERTILIZE

HARVEST GOLD ORGANICS ENHANCES ABSORPTION  
REDUCE USE WATER AND PLANT ADDITIVES

