

KEJ™

BY

KEJ

AV900

USER MANUAL

YOU HAVE FANTASTIC TASTE YOU HAVE FANTASTIC TASTE YOU HAVE FANTASTIC TASTE YOU HAVE FANTASTIC TASTE

First off, you have impeccable taste in headphones.

Thank you for purchasing the AV900.

Please read this manual carefully before use and save it for future reference.

To learn more, visit www.kejbykej.com

IMPORTANT





- Do not use the headphones at a high volume for an extended period of time to prevent hearing damage.
- The active noise cancelling function is not to be used while driving or in any environment that requires your complete attention.
- The AV900 is powered by a built-in rechargeable battery, please charge the battery for at least 2 hours before first use.
- Do not attempt to remove the battery on your own.
- Do not expose the headphones to moisture, extreme temperatures or other adverse conditions. Clean the headphones with a soft cloth - never use solvents.
- Keep the headphones, accessories and packaging parts out of reach of children to prevent accidents & choking hazards.
- Do not drop or apply excessive force to the headphones.
- Warranty upto 1 year.

SPECIFICATIONS

1. Name: KEJBYKEJ™ AV900, Bluetooth headphone
2. Advanced reverse noise cancelling technology, reducing 85% unwanted background noise
3. Bluetooth version: Bluetooth V5.0
4. Bluetooth profiles supported: HSP, HFP, A2DP and AVRCP
5. Operating distance: 10m
6. Battery: 400mAh rechargeable polymer lithium-ion battery
7. Play time (ANC off): 20 hours
8. Play time (ANC on): 15 hours
9. Charging time: 1.5 hours
10. Noise cancelling sensitivity: 18dB-20dB
11. Noise cancelling frequency: 50-1,000Hz
12. SNR:<90dB
13. Max input power: 500mW
14. Max out power: 90mW
15. Driver: 40mm
16. Impedance: 32 ohms
17. Frequency range: 20-20KHz
18. Sensitivity: 105dB
19. Connector: 1*3.5mm plug

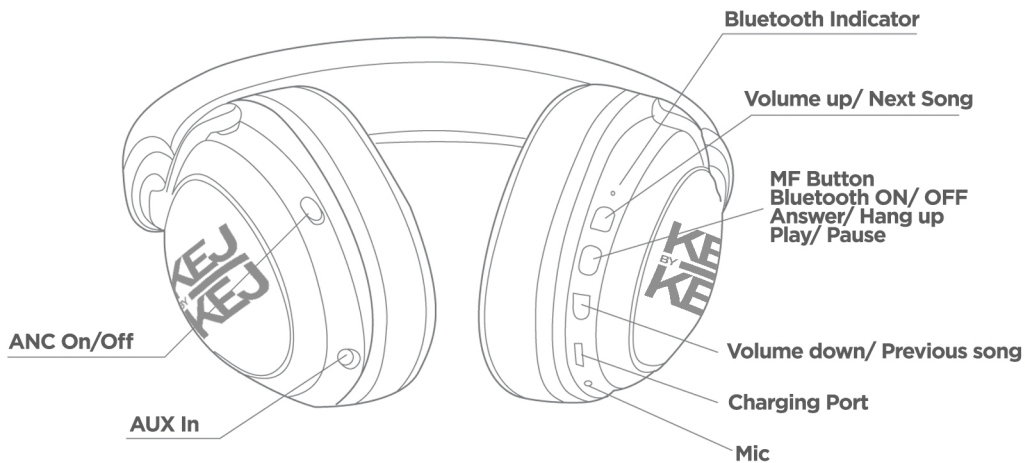
WHAT DO THE BUTTONS DO?

We know this can get tricky sometimes. Luckily, we like to help.

BUTTON	OPERATION	FUNCTION
	Short Press	Volume up
	Long Press	Next song
	Short Press	Volume down
	Long Press	Previous song
	Long Press	Bluetooth ON/ OFF, Pairing
	Short Press	Play/ Pause/ Answer call/ End call

	LED DISPLAY		LIGHT INDICATION
Right LED	Red & Blue	Alternate flashing	Power on, pairing
	Blue	Flash	Paired
	Red	On	Charging
Left LED	Blue	On	ANC on

**YOU'RE DOING GREAT SO FAR
BUT THERE'S MORE** 

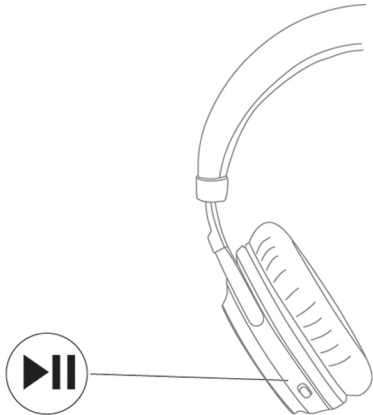
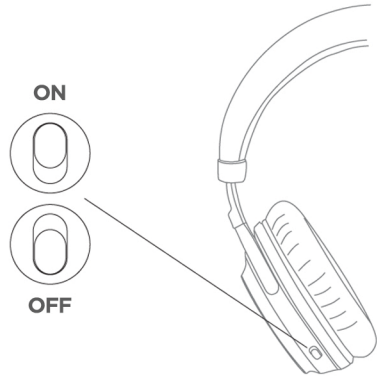


HOW DOES THIS WORK?

First time using ACTIVE NOISE CANCELLATION? We got your back.

TURN ON ANC

Push the ANC switch to turn on/off the ANC function. When switched on, the LED will be blue. The ANC function might take effect after about 5 seconds, and work on both wireless bluetooth mode and wired mode.



MF Button

BLUETOOTH POWER ON/ OFF

Press and hold the MF button for about 3 seconds to toggle the bluetooth ON/OFF

BLUETOOTH PAIRING & CONNECTION

It's super simple, we promise.


1. When the headphone is off, press and hold the MF button until blue & red light flash alternately. The headphone enters pairing mode.
2. Turn on Bluetooth function in your device and pair with the headphones.
3. If a password is requested, use the default: 0000
4. If pairing is not successful within 2 minutes, please repeat the above steps to pair again.
5. If the bluetooth on your device remains on, the headphones will be connected automatically when you restart it next time. There's no need to pair again.

USING THE AUX

We know you know how this works. Fugged we'll tell you anyway.

Use the 3.5mm audio cable to connect the headphone with your device.

NOTE: Please turn off the Bluetooth before using this cable.



CHARGING YOUR ULTRA-COOL HEADPHONES

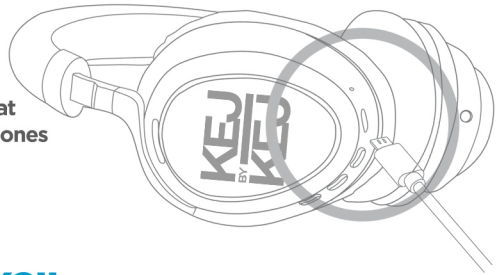
We know you're inseparable from your new friend. But you'll have to let it charge up.

The built-in battery is rechargeable. Please use the micro USB cable to charge the headphone.

Turn OFF the headphone before charging. Once fully charged, the LED will display a BLUE colour.

NOTE:

To prevent consumption of battery, ensure that the ANC is switched off too while the headphones is being powered off!




“WHAT’S IN THE BOX?”

Like in “SE7EN”? Brad Pitt? Get it?



Manual



Carry Bag



Audio Cable



USB Charging Cable



Airline Adapter

WE KNOW IT'S A BIG DEAL TO PICK A PAIR
OF HEADPHONES FROM A SEA OF OPTIONS

YOU TRUSTED US TO
GIVE YOU THAT EXPERIENCE
GIVE YOU THAT QUALITY
GIVE YOU THAT HONESTY

AND THAT MEANS THE WORLD TO US

THANK YOU

AUDIOVERSE
PVT. LTD.