



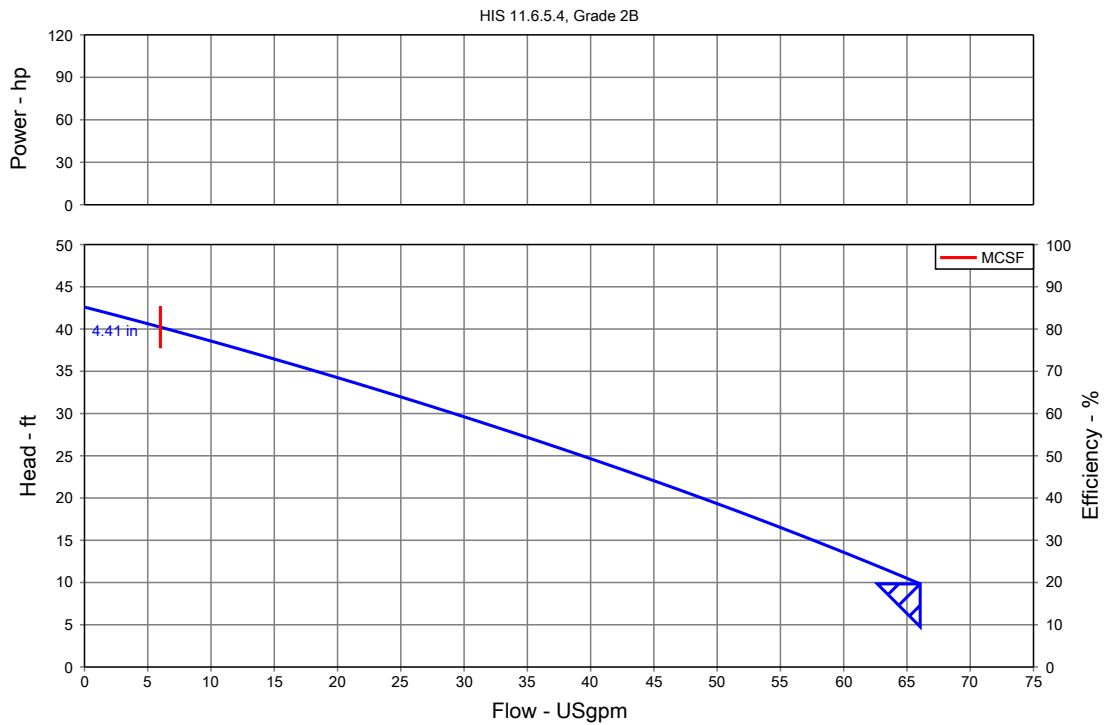
Customer :  
Reference :

# Pump Performance Datasheet

Ebara Quotation System 21.1.0

Item number	: 001	Product Description	: EPD-5MS1
Service	:	Stages	: 1
Quantity	: 1	Based on curve number	: EPD-5
Quote number	: 1017872	Date last saved	: 23 Apr 2021 1:09 PM

Operating Conditions		Liquid	
Flow, rated	: 66.05 USgpm	Liquid type	: Water
Differential head / pressure, rated (requested)	: 9.84 ft	Additional liquid description	:
Differential head / pressure, rated (actual)	: 9.84 ft	Solids diameter, max	: 0.00 in
Suction pressure, rated / max	: 0.00 / 0.00 psi.g	Solids concentration, by volume	: 0.00 %
NPSH available, rated	: Ample	Temperature, max	: 68.00 deg F
Site Supply Frequency	: 60 Hz	Fluid density, rated / max	: 1.000 / 1.000 SG
<b>Performance</b>		Viscosity, rated	: 1.00 cP
Speed criteria	: Synchronous	Vapor pressure, rated	: 0.00 psi.a
Speed, rated	: 3450 rpm	<b>Material</b>	
Impeller diameter, rated	: 4.41 in	Material selected	: Stainless Steel
Impeller diameter, maximum	: 4.41 in	<b>Pressure Data</b>	
Impeller diameter, minimum	: 4.41 in	Maximum working pressure	: 18.44 psi.g
Efficiency	: # %	Maximum allowable working pressure	: N/A
NPSH required / margin required	: - / 0.00 ft	Maximum allowable suction pressure	: N/A
Ns (imp. eye flow) / Nss (imp. eye flow)	: 5,047 / - US Units	Hydrostatic test pressure	: N/A
MCSF	: 6.00 USgpm	<b>Driver &amp; Power Data (@Max density)</b>	
Head, maximum, rated diameter	: 42.60 ft	Driver sizing specification	: Rated power
Head rise to shutoff	: 333.01 %	Margin over specification	: 0.00 %
Flow, best eff. point	: 66.05 USgpm	Service factor	: 1.15 (Fixed)
Flow ratio, rated / BEP	: 100.00 %	Power, hydraulic	: 0.16 hp
Diameter ratio (rated / max)	: 100.00 %	Power, rated	: # hp
Head ratio (rated dia / max dia)	: 100.00 %	Power, maximum, rated diameter	: # hp
Cq/Ch/Ce/Cn [ANSI/HI 9.6.7-2010]	: 1.00 / 1.00 / # / 1.00	Motor rating	: 0.50 hp / 0.37 kW (Fixed)
Selection status	: Acceptable		



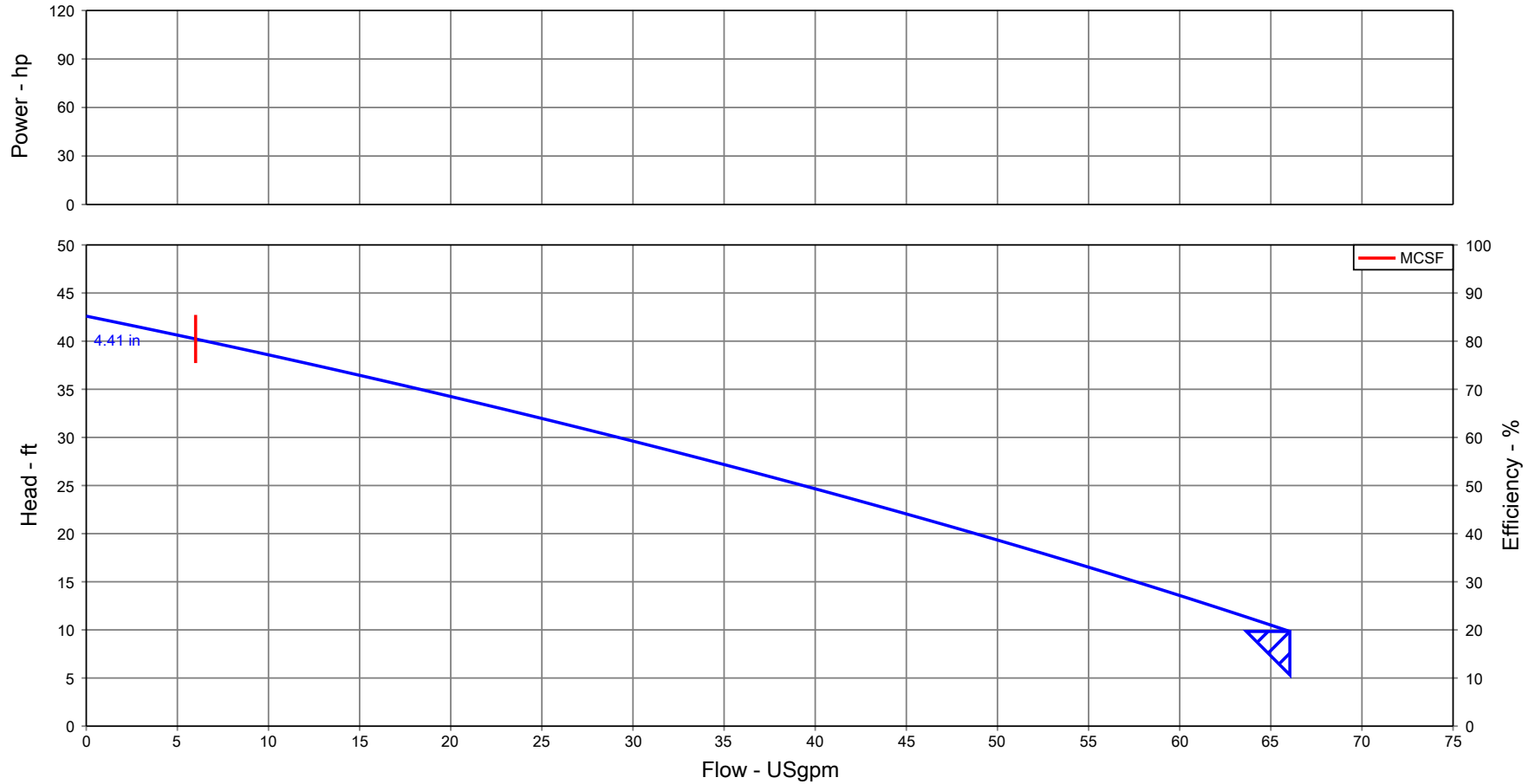


Customer :  
Reference :

# Pump Performance Curve

Ebara Quotation System 21.1.0

HIS 11.6.5.4, Grade 2B



Item number	: 001	Product Description	: EPD-5MS1	Flow, rated	: 66.05 USgpm
Service	:	Stages	: 1	Differential head / pressure, rated	: 9.84 ft
Quantity	: 1	Speed, rated	: 3450 rpm	NPSH required	: -
Quote number	: 1017872	Based on curve number	: EPD-5	Fluid density, rated / max	: 1.000 / 1.000 SG
Date last saved	: 23 Apr 2021 1:09 PM	Efficiency	: # %	Viscosity	: 1.00 cP
		Power, rated	: # hp	Cq/Ch/Ce/Cn [ANSI/HI 9.6.7-2010]	: 1.00 / 1.00 / # / 1.00

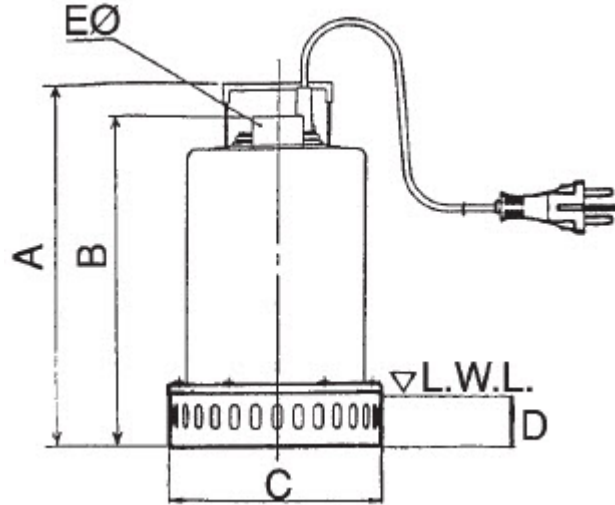
## Construction Datasheet

Customer :	Quote number : 1017872
Customer reference :	Pump Model : EPD-5MS1
Sales Order :-	Quantity :1
Job Name :-	Date last saved : 23 Apr 2021 1:09 PM
<b>Pump Data</b>	
Max Working Pressure (PSI) -	Discharge Size (in) 1.5
Max Liquid Temperature 122°F (140°F intermittent)	Suction Size (in) -
Pump Weight (lbs) 27	Pipe Connection NPT
<b>Pump Materials of Construction</b>	
Casing AISI 304L	Shaft AISI 303
Impeller AISI 304L	Motor Frame AISI 304L
<b>Mechanical Seal Data</b>	
<b>Upper Seal</b>	
Rotating Part Carbon	Elastomers Buna
Stationary Part Ceramic	Compression Ring -
<b>Lower Seal</b>	
Rotating Part Silicon Carbide	Elastomers FPM
Stationary Part Silicon Carbide	Compression Ring -
<b>Motor Data</b>	
Type -	Hertz 60
Horsepower 0.5	Speed (RPM) 3600
Enclosure -	Phase Single
Frame Size -	Voltage 115

**Ebara Pumps Americas Corporation**

## General Arrangement

**EBARA Pro Drainer Submersible Stainless Steel Pump**  
**Dimensions**  
**Model: EPD-5MS1**



HP	Phase	A	B	C	D	E	Cable O.D.	Cable Length
0.5	Single	17.19	13.38	8.25	2.38	1.50	0.34	20 ft

**NOTES:**

1. Dimensions are in inches unless otherwise stated.
2. Three phase pumps do not come with plug.