


A Guide to Levelogger Deployment & Communication



Deployment Options

Wireline/Kevlar Cord Deployment

Use this method when you wish to minimize up front costs, and pre-program Leveloggers in the office. Lower into the well, suspended on wireline or Kevlar cord from a Solinst 2" (4" with reducer) Lockable Well Cap.



Direct Read Cable Deployment

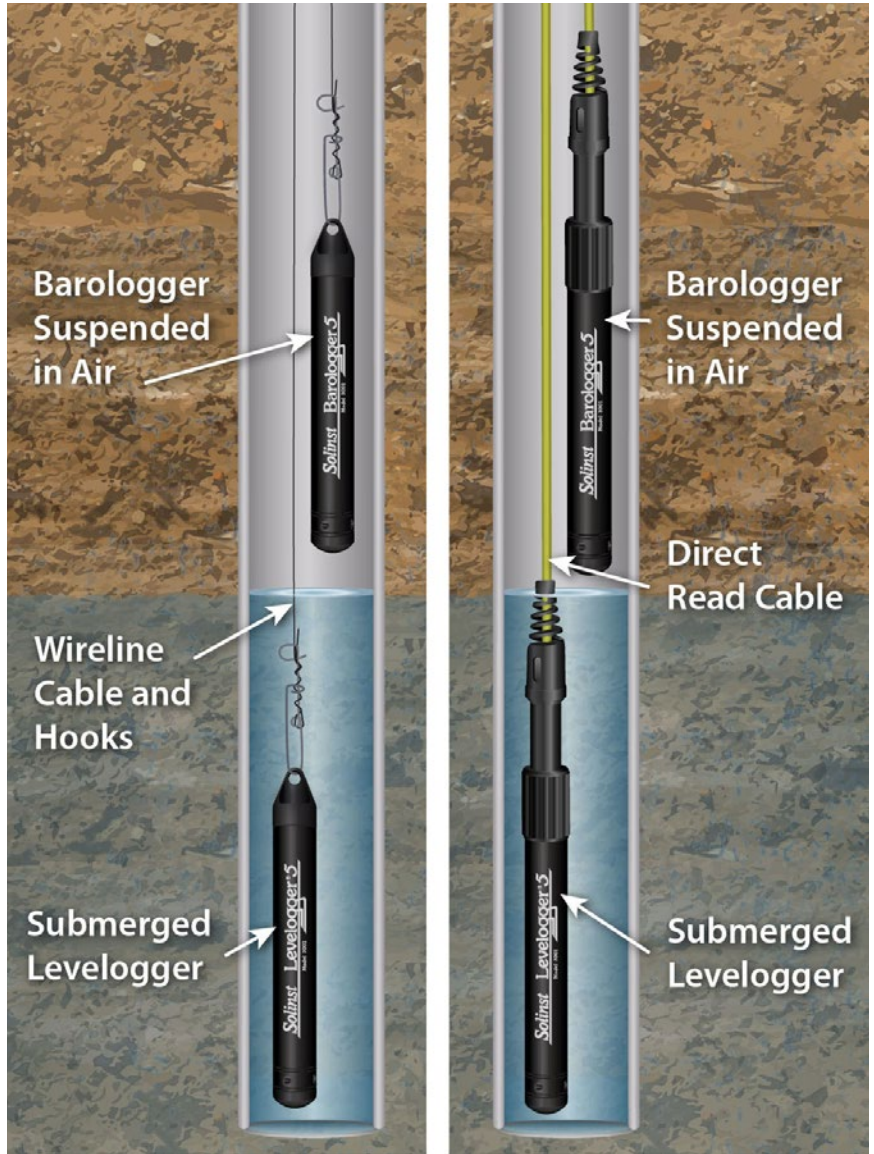
Use this method when you want direct communication with your Levelogger while it is deployed, and to view real-time readings. Deploy with L5 Direct Read Cables using a Solinst 2" (4" with reducer) Lockable Well Cap. (An L5-Edge DRC Adaptor is available to work with older style Direct Read Cables.)



L5 Direct Read Cables are available in lengths up to 1500 ft.



A Support Hanger Bracket provides an option for supporting and organizing down well wires or cords, or for coiling extra Direct Read Cable if the full length is not required.



Monitoring Artesian Conditions

Solinst offers an assembly for monitoring artesian wells. It provides options for in-well, and top of well installation, and can accommodate the use of L5 Direct Read Cables.



[®] Kevlar is a registered trademark of DuPont Corp.

Communication Options

Communicating with Solinst Levellogger PC Software



Standard (Wireline/Kevlar Cord) Communication

To retrieve data or re-program, remove the Levellogger from the well and use a **Field Reader 5** or **Desktop Reader 5** attached to a portable or office computer.



Direct Read Communication

Pre-program Levelloggers in the office using a Field Reader 5 or Desktop Reader 5. In the field, use a laptop and **PC Interface Cable** connected to the L5 Direct Read Cable to program, view or download data.

In-field Communication

Levellogger 5 App Interface connected to an L5 Direct Read Cable provides a wireless *Bluetooth®* connection between the Levellogger and the Solinst Levellogger App on your iOS or Android™ smart device, for programming or downloading data.



Solinst Readout Unit (SRU) connected to an L5 Direct Read Cable displays instant water level readings, real-time logging, Levellogger status, and allows saving and downloading data to the SRU.

A **DataGrabber 5** connected to an L5 Direct Read Cable allows Levellogger data to be copied to a USB memory key.




An **L5 Threaded or Slip Fit Adaptor** allows direct connection of a Levellogger to a Levellogger 5 App Interface, SRU or DataGrabber 5 for programming or downloading data in the field. This is useful for Levelloggers not deployed using an L5 Direct Read Cable.

Remote Monitoring Options


Solinst Telemetry Systems

Solinst has options for wireless remote communication using cellular or satellite telemetry. Real-time data is sent from field-located Levelloggers to your office PC or smart device.



The LevelSender 5 uses 4G cellular communication to send Levellogger data to your Home Station PC and smart device using email or SMS. Fits in a 2" well.

SolSat 5 Satellite Telemetry uses Iridium satellite communication to send Levellogger data to a secure web portal or for download in the SolSat 5 Wi-Fi App.



STS Telemetry Systems use the latest in wireless technologies communication to send remote water level data from Levelloggers to a Home Station PC.



Solinst Levelloggers are able to communicate with third-party dataloggers using SDI-12 protocol, by connecting a Levellogger's Direct Read Cable to a Solinst SDI-12 Interface Cable.

NOTES: For Information on deploying the Rainlogger 5, see our *Rainlogger 5 Setup* document.

For information on deploying your Levelloggers in surface water applications, see our *Long-term Open Channel and Surface Water Monitoring with Levelloggers* technical bulletin.

Always ensure proper maintenance and care of your Levellogger, see our *Ensuring Proper Use and Maintenance of Levelloggers* technical bulletin.