


WEIBANG[®]

THE COMMERCIAL CHOICE

LAWNCARE & GARDEN MAINTENANCE 2022-23



"Over 25 years our goal has never changed... To continually pursue the very highest quality, never compromise, and exceed our customers' expectations"



Victor Ju | CEO, WEIBANG

"We work directly with our customers, listening to what they need and applying that feedback into our development of quality commercial machines."




Stewart Anderson | Managing Director, WEIBANG UK



WEIBANG[®]


CONTENTS



4	About WEIBANG
6	Service & Support
8	Lawnmowers Explained
10	Customer Testimonials
12	Legacy - Aluminium Rear Roller Mowers
20	Virtue - 4 Wheeled Mowers
30	Virtue - Shaft Drive Mowers
34	Virtue - Dedicated Mulching Mowers
42	Intrepid - Scarifiers & Aerators
48	Intrepid - Wheeled Vacuums
54	Intrepid - Turf Cutter & Stump Grinder
60	Spare Parts & Accessories Reference Guide



About Us...



EXPERIENCE

WEIBANG has been a leading manufacturer of commercial lawncare and garden maintenance machinery for 25 years, founded on the principles of constantly pursuing perfection and to never accept compromise. WEIBANG has established itself as the fastest growing commercial brand in the UK, offering arguably the best performing and most reliable machines for landscapers, contractors, councils, sports clubs, heritage sites and many more applications.

With a highly skilled team of over 300 at our manufacturing headquarters, and leading distribution partners across the world, WEIBANG is a global leader for commercial garden machinery. The UK Headquarters for WEIBANG is a purpose built 100 thousand square foot premises. With UK based support staff for spare parts, after sales and product development.

R&D

Our research & development team are driven by customer feedback to find solutions to the commercial operators demands. Utilising technology such as 3D printing and the latest materials we are not only constantly improving our range, but are developing the next generation of commercial lawncare.



PRECISION MANUFACTURING

We utilise state of the art manufacturing techniques, offering the highest quality components with a strict quality control process. Utilising the latest technology, materials and robotics, you can rest assured that every WEIBANG machine is built to the same high quality standards.



EXTENSIVE TESTING

Every product in our range has met the criteria of a true commercial machine. Testing plays a pivotal roll in developing our products, with thousands of hours of testing both in our R&D laboratory, and in real world scenarios with distributors, dealers, and professional operators worldwide.



DESIGNED IN THE UK

Due to its unique weather conditions WEIBANG machines have been specifically designed for the UK. Every machine in the WEIBANG range has been developed and engineered to perform at its optimum in all conditions and meet the demands of the professional user.



E10 READY

All WEIBANG products are fully compatible with E5 & E10 unleaded petrol.





Our network of authorised WEIBANG dealers have all the knowledge you need to ensure you choose the right product, as well as providing full spare parts and service support. Minimising downtime and maximising your productivity.



Visit www.weibang.co.uk or scan the **QR Code** to find your closest WEIBANG dealer.



SALES

With years of experience and training in the industry, a WEIBANG Authorised Dealer understands the demands of the commercial customer, offering all the advice and guidance you need to select the best product for the job.

SPARES

Our dealers hold extensive stocks of all common parts. However if a part is not in stock they have access to live stock availability from our UK warehouse with next day delivery in most cases.

SERVICE

A well maintained machine will not only last significantly longer, but will also perform to a higher level, ensuring high productivity and minimum downtime throughout the season.

Why buy from a **WEIBANG**[®] Authorised Dealer?



EXPERIENCE & ADVICE

WEIBANG Authorised Dealers have unrivalled knowledge of the garden machinery industry. This ensures they are able to advise the best machine for the application and ensure the best customer service.

STOCK

WEIBANG Authorised Dealers hold a comprehensive range of stock with machines on display for customers to view. Additionally WEIBANG dealers have access to live stock availability for machinery and spare parts in our UK warehouse 24/7.

PRE-DELIVERY INSPECTION

Any WEIBANG machine purchased from an Authorised Dealer will be fully assembled and have a complete pre-delivery inspection, consisting of running and testing.

GENUINE SPARE PARTS

WEIBANG Authorised Dealers use genuine spare parts. Using genuine parts extends the life of your machine and ensures it always performs at its optimum.

SERVICING EXPERTS

WEIBANG Authorised Dealers have extensive servicing experience and training, ensuring that services are carried out quickly and to the highest standards.

WARRANTY SUPPORT

In the unlikely event a machine requires warranty work, authorised dealers are fully qualified to carry out the work and validate your machine's warranty through its lifetime.

Peace of mind

All WEIBANG machines feature a comprehensive warranty for your peace of mind. All warranties are subject to annual service to ensure your machine performs at its best, time and time again.

Scan the **QR Code** for warranty T&C's



STEEL MACHINES

All steel body machines feature a 1 year commercial warranty.



ALUMINIUM MACHINES

All aluminium body machines feature a 3 year commercial warranty.



ALL MACHINES

All machines feature a 5 year domestic warranty.



Lawnmowers *Explained*

Rear Roller

Rear roller refers to a lawnmower with two front wheels, and a roller across the back. The roller flattens the grass as it moves, leaving a distinct traditional striped lawn.

4 Wheeled

4 wheeled machines are often referred to simply as lawnmowers. With 2 wheels at the front and 2 at the rear, they offer a more versatile mowing range with multi-function ability.

Dedicated Mulcher

A dedicated mulcher is a machine designed specifically for the highest mulching performance. Traits of a dedicated mulcher include a unique cutter deck and blade with no grass collection.



Push Drive

The simplest form of lawnmower, with no gearbox so the user can push the machine at the preferred speed.

Shaft Drive

Shaft drive is a system that replaces the traditional drive belt of a self propelled lawnmower. Instead of a belt, a steel shaft is mounted from the engine to the gearbox for improved performance and reliability.

Rear Collect / Discharge

This is the function where grass is cut and thrown through the rear ejection chute of the cutter deck. It can be discharged from the rear onto the grass, or into the grass collector leaving a perfect tidy finish.

Variable Speed

Variable speed is where a gearbox allows the user to choose the speed to suit the conditions or areas being mowed.

BBC

Refers to Blade Brake Clutch, which allows the user to disengage the blade while still keeping the engine running. Ideal for moving locations, and not having to restart the engine after emptying the collector.

Side Discharge

Side discharge is the function for longer grass areas, where grass ejects from a chute in the side of the cutter deck, leaving tidy rows of cut grass. Perfect for overgrown areas such as paddock or orchards.

PRO 3 Speed

PRO 3 Speed refers to our highest quality, most durable industrial gearbox. Used in our flagship models, the gearbox offers 3 speed.

4 IN 1

Refers to multi-function cutting ability of a lawnmower. 4 in 1 offers rear discharge, rear collection, side discharge, and mulching from a single machine, allowing flexibility when working in different areas.

Mulching

Mulching is a function whereby grass is cut and retained within the cutter deck to be re-cut until the small grass pieces fall back into the lawn. Benefits to the lawn include a natural fertilizer boost for thicker greener grass.

Customer Testimonials...

Our product development is driven from customer feedback, meaning we only manufacture products with features that our customers need.




"Been in this industry 25 years and a fully qualified greenkeeper, best rear roller mower I have used."

Paul McGill,
South Lanarkshire



"The drive, performance and finish is unrivalled"

Jack Robins,
Dorset



"The mower bagging like a beast in this soggy weather."

ML Garden Maintenance,
Brighton



"WEIBANG breezing along, mulches beautifully and great collection. It's definitely sped up the garden."

Greenbean Gardening,
Hampshire



"A great finish in all weathers, filling the bag even in the wet. This is why we chose WEIBANG over other brands."

Mike Popcock,
Kent



"Best mowers I've ever used in 20 years."

Tuckers Gardening,
Dorset

Join us on social...

Keep up to date with the latest WEIBANG developments and share your photos & stories



@weibangUK



@weibang_uk



@weibangUK



"The 48 Pro BBC rear roller is a beautiful bit of kit, well built and powerful, it really is a joy to lay stripes with."

Jayrock Lawncare & Gardening,
Moray



"A lot of people haven't heard of these mowers but I can say hands down value for money they are incredible!"

Impact Garden Services,
Dorset



"Long damp grass no problem for the WEIBANG."

NH Home and Garden,
Lancashire



"WEIBANG are the go to. We run 4 and they offer the best collection in all conditions."

TOP Garden Services,
Suffolk



"Great day making stripes with old faithful the WEIBANG 48 PRO BBC, 4 years old and has never missed a beat."

A J Shearing Garden Services,
Wiltshire



"And this is why we love WEIBANG."

Tom Wharton,
Cornwall

LEGACY

REAR ROLLER RANGE



Full Legacy spec tables can be found on page 19





Engineered for excellence

The Legacy rear roller range from WEIBANG offers uncompromising quality, performance and durability, as well as an unrivalled cut for formal areas requiring a traditional striped finish. Designed specifically for the commercial user, the Legacy professional range come with 48 and 56cm cutting widths to cover any sized lawn or formal area.

With a high performance aluminium cutter deck, heavy duty steel split rear roller system and a powerful Kawasaki engine, the Legacy is designed for the highest productivity and reliability. As a commercial machine every detail has been thought out from the vibration reduction fully adjustable handles with user cockpit, the large durable grass collectors with active airflow fabric to indicate when full, and the replaceable cutter deck steel inner skirt and aluminium outer scrape bumpers.

OVERVIEW OF FEATURES

- | | | | |
|----|--|----|---|
| 1 | Profiled levers with replaceable bushes | 11 | Double ball bearings with dust covers |
| 2 | Professional grade cushioned grip | 12 | CPS - Crank Protection System |
| 3 | Integrated cockpit for machine controls | 13 | Inner and outer replaceable deck protection |
| 4 | Integrated cable protection | 14 | Steel ribbed split rear roller |
| 5 | Large 1.7 Litre fuel tank | 15 | Professional 3 speed gearbox |
| 6 | Kawasaki FJ180V commercial engine | 16 | VRS - Vibration Reduction System |
| 7 | Central height adjustment | 17 | Large fabric grass collector |
| 8 | Aluminium wheels with durable rubber tread | 18 | Quick release adjustable handles |
| 9 | Heavy duty front bumper | 19 | Airflow fabric - Collector full indicator |
| 10 | Front fins for increased airflow | 20 | High performance aluminium deck |

13

AI

ALUMINIUM
26.981

ALUMINIUM CUTTER DECK

All Legacy rear roller mowers feature a high performance aluminium cutter deck in either 48 or 56cm cutting width. Designed for optimum airflow to ensure high collection performance in all conditions, the deck also features a durable hammered paint finish and a 25 year guarantee.



48 / 56cm
19 / 22"



PRO 3 SPEED GEARBOX


The Legacy range features our flagship PRO 3 speed gearbox, offering the ultimate in performance and reliability for the professional user. Engineered to the highest standards, the gearbox is nearly double the size of other models on the market with 3 solid gears and features a full 3 year commercial warranty.

HEAVY DUTY REAR ROLLER

The rear roller of the Legacy range has a unique design unlike any other roller mower. The split steel ribbed roller is connected with an industrial grade roller ratchet which is encased in a vacuum locked seal to prevent grass, dirt and water from entering. For additional durability the roller chain cover has been specially heat treated and reinforced to avoid wear during use.



WATCH THE VIDEO



FULL DECK PROTECTION

The cutter deck of the Legacy features fully replaceable protection, with a steel inner deck liner to prevent damage from stones and other objects, and outer steel deck liners to protect the aluminium deck when mowing near walls or other inevitable knocks during use.



Powered by
Kawasaki

The Kawasaki FJ180V offers an exceptionally reliable engine with professional performance. With 179cc and 3.4kW power output, the Legacy has all the power and torque required to offer a high quality consistent cutting finish in any conditions.

SERVICE & STORAGE POSITION

As a commercial lawnmower, easy transportation is key which is why we developed our quick release folding handles to allow for easy lifting when moving between locations, and easy access to the underside of the deck in the service position for cleaning and general maintenance.





The Legacy features WEIBANG's Vibration Reduction System (VRS). This is a heavy duty aluminium bracket with a rubber AV liner that dampens vibration through the handles, as well as adding additional strength and durability.

The quick release handles also feature an aluminium ratchet system with cable protection, allowing for full height adjustment to suit any operator while keeping cables safe.



All WEIBANG Legacy commercial mowers feature CPS - Crank Protection System, whereby the blade is mounted via a friction disc to avoid damage to the crankshaft in the event of hitting an obstacle such as a stone or tree root. (excludes BBC model)


HEAVY DUTY BUMPER & AIR FINS

The cutter deck and front wheels are protected from accidental knocks by a heavy duty front bumper, which doubles up as a lifting handle for transportation. The integrated fins mounted at the front of the cutter deck allow maximum airflow into the cutter deck, ensuring the highest collection performance at any cutting height.



CENTRAL HEIGHT ADJUSTMENT

The central height adjustment is supported by a heavy duty spring for assistance. With a choice of 11 positions between 13 and 67mm the Legacy is capable of tackling anything from a short formal lawn to more natural areas. The height of cut can be adjusted in 5/6 mm increments allowing for the perfect finish and stripe on any lawn.



COMPLETE PERFORMANCE

The Legacy stands out from the competition thanks to the defined stripe it creates when mowing and its quality of cut. This is down to a perfect weight distribution over the rear roller, and the specially designed cutter deck for maximum airflow to pack the bag full.

ALUMINIUM DOUBLE BEARING SEALED WHEELS

The wheels of the Legacy are manufactured from high quality aluminium, with a special rubber tread for traction and durability. The wheels are fitted with heavy duty double ball bearings which are fitted with a protective cover to reduce water and dirt from degrading them over time.



LEGACY 48 PRO

The Legacy 48 PRO features a 48cm / 19" aluminium cutter deck with central height adjustment from 13-67mm. Powered by a Kawasaki FJ180V engine and featuring a large easy empty 72L collector with airflow fabric, the Legacy 48 PRO is a true professional rear roller for the contractor, landscaper, groundsman or discerning gardener.

Part Number - WGMP43



LEGACY 48 PRO BBC

The Legacy 48 PRO BBC features a 48cm / 19" aluminium cutter deck with central height adjustment from 13-67mm. Powered by a Kawasaki FJ180V engine and featuring a Warner Blade Brake Clutch system to disengage the blades while the engine is running, it's perfect for when moving between lawns or emptying the grass collector.

Part Number - WGMP44



LEGACY 56 PRO

The Legacy 56 PRO features a 56cm / 22" aluminium cutter deck for larger areas such as formal lawns or sports pitches. Powered by a Kawasaki FJ180V engine and featuring an extra large easy empty 85L collector with airflow fabric, the Legacy 56 PRO is our flagship professional rear roller used by councils, football clubs, contractors and many more.

Part Number - WGMP48



LEGACY



Model	48 PRO	48 PRO BBC	56 PRO
Article Number	WGMP43	WGMP44	WGMP48
Type	Rear Roller	Rear Roller	Rear Roller
Cutting Width (cm/")	48 / 19	48 / 19	56 / 22
Cutter Deck Material	Aluminium	Aluminium	Aluminium
Suitable Area	up to 1500m ²	up to 1500m ²	up to 3000m ²
Drive	3 Speed	3 Speed	3 Speed
Drive Speed	3 / 3.5 / 4.6 km/h	3 / 3.5 / 4.6 km/h	3 / 3.5 / 4.6 km/h
Blade Brake Clutch	-	Warner BBC	-
Engine Model	Kawasaki FJ180V	Kawasaki FJ180V	Kawasaki FJ180V
Engine Displacement (cc)	179	179	179
Engine Rated Power (kW/rpm)	3.4 / 3600	3.4 / 3600	3.4 / 3600
Fuel Tank Capacity (l)	1.7	1.7	1.7
E10 Petrol Compatible	■	■	■
Blade Protection	CPS - Friction Disc	-	CPS - Friction Disc
Collector Capacity (l)	72 - Inc. Airflow Fabric	72 - Inc. Airflow Fabric	85 - Inc. Airflow Fabric
Rear Discharge	■	■	■
Mulching	-	-	-
Side Discharge	-	-	-
Height Adjustment Type	Central Spring Assisted	Central Spring Assisted	Central Spring Assisted
Height Adjustment Positions	11	11	11
Cutting Heights (mm)	13 - 67	13 - 67	13 - 67
Quick Release Handles	Adjustable Ratchet	Adjustable Ratchet	Adjustable Ratchet
Service Position	■	■	■
Storage / Transport Position	■	■	■
Front Bumper	■	■	■
Deck Protection	Inner & Outer	Inner & Outer	Inner & Outer
Wheel Material (rim/tyre)	Aluminium / Rubber	Aluminium / Rubber	Aluminium / Rubber
Wheel Size (mm)	F 178 / R 127	F 178 / R 127	F 178 / R 127
Weight (kg)	64.5	65.5	68.5
Dimensions LxWxH (mm)	1670 x 530 x 1090	1670 x 530 x 1090	1790 x 605 x 1150
Storage Dimensions LxWxH (mm)	980 x 530 x 540	980 x 530 x 540	1040 x 605 x 540
Vibration Level* (m/s ²)	5.2	6.2	6.5
Noise Level (dB(A))	96	96	96
Warranty**	3 Year Commercial	3 Year Commercial	3 Year Commercial

* Uncertainty Factor 1.5 m/s².

**Subject to annual service. T&C's apply.

VIRTUE

4 WHEELED RANGE



Full Virtue spec tables can be found from page 38



DID YOU KNOW?

Our aluminium deck models generate 40% more airflow in the cutter deck than steel deck models, giving superior collection ability. Aluminium models also come with a 3 year commercial warranty compared to the steel decks 1 year.





Steel Body
Machines



Aluminium Body
Machines

Productivity you can rely on

The Virtue 4 wheeled lawnmower range from WEIBANG is engineered for the highest productivity. Designed specifically for the commercial user, the Virtue professional range come with 46, 50 and 53cm cutting widths to cover any sized lawn or public area.

With high performance steel or aluminium cutter decks, heavy duty wheels and powerful engines, the Virtue is designed for minimum downtime and maximum reliability. As a commercial machine, every detail has been thought out; from the vibration reduction adjustable handles with user cockpit to the large durable grass collectors with active airflow fabric to indicate when full, and the heavy duty front bumper to protect and aid in transportation.

OVERVIEW OF FEATURES

- | | | | |
|---|---|----|--|
| 1 | Profiled levers with replaceable bushes | 10 | CPS - Crank Protection System |
| 2 | Professional grade cushioned grip | 11 | Inner and outer replaceable deck protection* |
| 3 | Integrated cockpit for machine controls | 12 | Large high traction drive wheels |
| 4 | Kawasaki or WEIBANG commercial engines | 13 | Aluminium commercial gearbox |
| 5 | Central height adjustment | 14 | VRS - Vibration Reduction System |
| 6 | Aluminium or heavy duty nylon wheels | 15 | Large quick empty fabric collector |
| 7 | High performance aluminium or steel decks | 16 | Quick release adjustable handles |
| 8 | Heavy duty front bumper | 17 | Airflow fabric - Collector full indicator |
| 9 | Sealed double ball bearings | 18 | Warner BBC models available |

*aluminium models only

STEEL & ALUMINIUM CUTTER DECKS

The Virtue commercial range offers a choice of steel or aluminium cutter decks to suit every task and budget. Every model in the steel deck range offers exceptional value for money and multi-function ability, while the aluminium deck increases airflow by 40% for the ultimate collection. All decks have a durable hammered paint finish.

← 46 / 50 / 53cm
18 / 20 / 21" →



The Virtue features WEIBANG's VRS (Vibration Reduction System) with a central crossbeam on steel deck models, and aluminium dampening brackets on aluminium models, which reduce vibration through the handles as well as adding additional strength and durability.

HEAVY DUTY BUMPER & DURABLE WHEELS

The cutter deck and front wheels are protected from accidental knocks by a heavy duty front bumper, which doubles up as a lifting handle for transportation. The wide commercial wheels consist of a new nylon compound rim and durable polyurethane tread for steel deck machines, and aluminium rims with rubber compound for the aluminium deck models. To further enhance the durability, the double wheel bearings are all fully protected to reduce water and dust.



EASY MAINTENANCE

As a commercial machine the Virtue was designed for simple maintenance, with all engines offering easy access to the oil dipstick, spark plug and air filter, to make routine maintenance fast and minimise downtime.



CENTRAL HEIGHT OF CUT

The single lever height adjustment is supported by a heavy duty spring for assistance. With a choice of positions from as little as 20mm to as much as 80mm the Virtue is capable of tackling anything from a short formal lawn to more overgrown areas. The single adjustment lever is also fitted inside the rear wheel to ensure it's protected when mowing against walls and hedges.



SERVICE & STORAGE POSITION


As a commercial lawnmower transportation is key, which is why we developed our quick release folding handles to allow for easy lifting when moving between locations, and easy access to the underside of the deck for cleaning and general maintenance.





EASY CABLE ACCESS

All Virtue models feature an open back cockpit design, offering simple easy access to cables for adjustment or routine maintenance. Furthermore, the cables feature a heavy duty design with dust covers and spring mountings for added durability.



PROFESSIONAL ALUMINIUM GEARBOX

The Virtue range features heavy duty commercial gearboxes with single speed, variable speed, and PRO 3 speed variants. All gearboxes are manufactured with high quality aluminium casings and hardened steel internal components, ensuring precise and reliable drive.

HYBRID BLADE & CPS

The hybrid blade design of the Virtue range offers not only exceptional collection ability, but also high performance mulching. For specialist requirements some models can be fitted with either a dedicated high lift collection, or high performance mulching blade. All WEIBANG Virtue commercial mowers feature CPS - Crank Protection System, whereby the blade is mounted via a slip washer to avoid damage to the crankshaft in the event of hitting an obstacle such as a stone or tree root.

(excludes BBC model)

See page 61 to learn about our blades





PROBBC

shaft drive blade brake clutch

The Virtue Shaft Drive BBC models feature our heavy duty WEIBANG PRO Blade Brace Clutch (BBC), allowing the operator to stop the blades while keeping the engine running. Engineered to the highest standards, the WEIBANG PRO BBC is nearly double the size of other BBC's on the market and offers unrivalled reliability and serviceability.



Warner



PRO Shaft Drive BBC

 WATCH THE VIDEO



PERFORMS COME RAIN OR SHINE

As a commercial machine the Virtue has been specifically designed for performance and productivity. As a result the machines perform in the toughest conditions, minimising downtime for operators and allowing mowing throughout the year.

ADJUSTABLE HANDLES

As with all WEIBANG commercial lawnmowers, the Virtue Range features our heavy duty aluminium quick release adjustment clamps. The quick release levers allow fast adjustment to suit any operator while not compromising on the rigidity of the handle.



DURABLE GRIP & REPLACEABLE BUSHES

The handles feature a high density professional grip for comfort and durability over long periods of use, the OPC and drive levers are fitted into replaceable plastic bushes for smooth operation and an extended life.



EMPTYING HANDLE

We re-designed our collector for products manufactured from February 2022 to feature a new full width empty handle that doesn't pinch the collector during emptying, resulting in easier and faster emptying of the large fabric bags.




LARGE QUICK ATTACH COLLECTORS

The large fabric collectors feature airflow fabric on the top to indicate when the collector is full. To make life easier the collector auto locates into the handle structure effortlessly. When removed, the machine offers rear discharge functionality.

MULCH READY

Many Virtue models feature a high performance hybrid blade for exceptional cutting, collection, and mulching ability. The included mulching plug fits easily into the rear discharge chute for a high quality mulching finish. Optional dedicated mulching and high lift blades are also available. For best results when mulching, never cut more than a third of the grass length.



SIDE DISCHARGE

For overgrown areas the side discharge chute can be easily attached without tools, offering a highly productive method of cutting longer grass. Please note, the mulching plug must be inserted for side discharge to function correctly. (Steel deck models only)

VIRTUE 46 SPP

The 46 SPP offers a simple, light weight machine that is perfect for the professional working on multiple small lawns in a day. This push mower features a 4 in 1 steel cutter deck with all the commercial features expected from a Virtue, including adjustable handles, vibration reduction system, front bumper and a 1 year commercial warranty.

Part Number - WGMP110



POWERED BY
WEIBANG



VIRTUE 46 SVP

The 46 SVP features variable speed and an aluminium gearbox. Featuring a 4 in 1 steel cutter deck with all the commercial features expected from a Virtue, including adjustable handles, vibration reduction system, front bumper and a 1 year commercial warranty.

Part Number - WGMP100



POWERED BY
WEIBANG



VIRTUE 50 SVP

The 50 SVP features variable speed and an aluminium gearbox. Featuring a 4 in 1 steel cutter deck with all the commercial features expected from a Virtue, the 50 SVP has a larger 50cm cutter deck and a more powerful 166cc engine.

Part Number - WGMP105



POWERED BY
WEIBANG



13

AI
ALUMINIUM
26.981

ALUMINIUM CUTTER DECK

Compared to our steel deck models, the aluminium range offers **40% more airflow** in the deeper cutter deck for unrivalled grass collection in any conditions. As well as the performance benefits, the aluminium deck also features removable inner and outer deck protection.



VIRTUE 53 PRO

The Virtue 53 PRO is the ultimate belt drive commercial 4 wheeled lawnmower, with an aluminium cutter deck and powerful Kawasaki engine. Featuring our PRO 3 speed gearbox the mower is the choice of many councils and contractors across the world, the 53 PRO is built to last.

Part Number - WGMP56



Powered by
Kawasaki

3 year
COMMERCIAL
WARRANTY



VIRTUE 53 PRO BBC

The Virtue 53 PRO BBC is the ultimate belt drive commercial 4 wheeled lawnmower with a Warner BBC, the system disengages the blade while the engine is running, perfect for when moving between lawns or emptying the grass collector. Featuring an aluminium cutter deck and powerful Kawasaki engine with PRO 3 speed gearbox.

Part Number - WGMP57



Powered by
Kawasaki

3 year
COMMERCIAL
WARRANTY



VIRTUE

4 WHEELED SHAFT DRIVE RANGE



Full Virtue Shaft Drive spec tables can be found from page 40



DID YOU KNOW?

Our flagship shaft drive models have all the commercial features of the Virtue 4 wheeled lawnmower range, with the addition of a WEIBANG X200 commercial engine and shaft drive to replace the traditional belt drive system.





Steel Body
Machines



Aluminium Body
Machines

Productivity you can rely on

The Virtue 4 wheeled shaft drive lawnmower range from WEIBANG is engineered for the highest productivity. With all the commercial features seen on other Virtue models, but with the added benefit of our commercial shaft drive engine, eliminating the need for drive belts and increasing performance and reliability.

With high performance steel or aluminium cutter decks, heavy duty wheels and a WEIBANG X200 shaft drive engine, the range is designed for the highest performance, productivity and reliability. As a commercial machine, every detail has been thought; from vibration reduction adjustable handles with user cockpit to the large durable grass collectors with active airflow fabric to indicate when full, and the heavy duty front bumper to protect and aid in transportation.


OVERVIEW OF FEATURES

- | | | | |
|---|---|----|--|
| 1 | Profiled levers with replaceable bushes | 10 | CPS - Crank Protection System |
| 2 | Professional grade cushioned grip | 11 | Inner and outer replaceable deck protection* |
| 3 | Integrated cockpit for machine controls | 12 | Large high traction drive wheels |
| 4 | WEIBANG commercial shaft drive engine | 13 | Aluminium PRO 3 speed gearbox |
| 5 | Central height adjustment | 14 | VRS - Vibration Reduction System |
| 6 | Aluminium or heavy duty nylon wheels | 15 | 70L quick empty fabric collector |
| 7 | High performance aluminium or steel decks | 16 | Quick release adjustable handles |
| 8 | Heavy duty front bumper | 17 | Airflow fabric - Collector full indicator |
| 9 | Sealed double ball bearings | 18 | WEIBANG PRO Shaft Drive BBC available |


*aluminium models only

SHAFT DRIVE EXPLAINED

In a traditional lawnmower the gearbox is driven by a belt coming from the engine. In contrast the shaft drive system replaces the belt with a solid steel drive shaft for direct power transfer from the engine to the gearbox.



WATCH THE VIDEO



SHAFT DRIVE BENEFITS

- Direct power transfer
- 196cc / 3.4kW commercial engine
- No loss of performance
- No more belts to replace
- No more cleaning grass from under the belt cover
- Minimal servicing required
- Less downtime and higher productivity
- Up to 3 year commercial warranty (Aluminium models)

VIRTUE 53 SSD

The Virtue 53 SSD is our entry level model featuring shaft drive. With a large 53cm steel cutter deck and 4 in 1 function, the 53 SSD is a truly versatile commercial mower. Powered by a 196cc X200 engine, the machine features heavy duty nylon wheels, front bumper and central height adjustment.

Part Number - WGMP90



POWERED BY
WEIBANG



VIRTUE 53 SSD BBC

The Virtue 53 SSD BBC is our entry level BBC model featuring shaft drive and a WEIBANG PRO SD BBC. The large 53cm steel cutter deck has 4 in 1 function, making it a truly versatile commercial mower. Powered by a 196cc X200 engine, the machine features heavy duty nylon wheels, front bumper and central height adjustment.

Part Number - WGMP91



POWERED BY
WEIBANG



SCAN ME

VIRTUE 53 ASD

The Virtue 53 ASD features an aluminium cutter deck which provides 40% more airflow than the steel deck models. Offering exceptional cutting and collection in all conditions, the 53 ASD is the ultimate mower. Fitted with a heavy duty bumper and inner and outer deck protection, and a large 70L collector with airflow fabric.

Part Number - WGMP62



POWERED BY
WEIBANG




SCAN ME

VIRTUE 53 ASD BBC

The Virtue 53 ASD BBC features an aluminium cutter deck which provides 40% more airflow than the steel deck models. Offering exceptional cutting and collection in all conditions, the 53 ASD BBC is also fitted with a WEIBANG PRO SD BBC and is the choice of many local councils and contractors due to its performance and reliability.

Part Number - WGMP63



POWERED BY
WEIBANG



SCAN ME

VIRTUE

DEDICATED MULCHING RANGE



Full Virtue Mulcher spec tables can be found on page 41

DID YOU KNOW?

For the best mulching finish you should never cut more than a third off the grass length, also be aware mulching performance reduces as the drive speed increases.





Productivity you can rely on

The Virtue dedicated mulching lawnmower range from WEIBANG is engineered for the highest mulching performance. Designed specifically for the commercial user, the Virtue professional mulching range come with 46, and 53cm cutting widths to cover any sized lawn or public area.

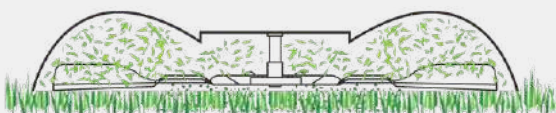
With a high performance rolled steel cutter deck, crankshaft protection system and powerful engines, the Virtue dedicated mulcher is designed for the highest performance and reliability. As a commercial machine, every detail has been thought out; from the vibration reduction adjustable handles with user cockpit to the specially designing blade to cut and re-cut grass, and the heavy duty front bumper to protect and aid in transportation.

OVERVIEW OF FEATURES

- | | | | |
|---|---|----|----------------------------------|
| 1 | Profiled levers with replaceable bushes | 9 | Steel spring wheel scrapers |
| 2 | Professional grade cushioned grip | 10 | CPS - Crank Protection System |
| 3 | Integrated cockpit for machine controls | 11 | Large high traction drive wheels |
| 4 | Kawasaki or WEIBANG commercial engines | 12 | Aluminium commercial gearbox |
| 5 | Aluminium or heavy duty nylon wheels | 13 | VRS - Vibration Reduction System |
| 6 | Heavy duty front bumper | 14 | Central height adjustment |
| 7 | High performance rolled steel deck | 15 | Quick release adjustable handles |
| 8 | Sealed double ball bearings | | |

MULCHING EXPLAINED

Mulching is the process where grass is cut, then held within the cutter deck to be re-cut into small pieces which fall back into the lawn to act as a natural fertiliser. Frequent mulching encourages a healthier, thicker, greener lawn.



HEAVY DUTY WHEELS WITH SPRING SCRAPERS

The Virtue dedicated mulching range feature heavy duty double ball bearing wheels with steel spring scrapers to remove cut grass from the tread avoiding grass clumps being left behind while mowing.

ROLLED STEEL DECK WITH CRANK PROTECTION

Our dedicated mulchers feature a high performance rolled steel deck with specially deigned cutting blade for the optimum mulching performance. To protect the crankshaft from damage by tree roots and stones, an aluminium support has been fitted to support the crankshaft with the blade mounted to a CPS slip washer.



VIRTUE 46 SMP

The Virtue 46 SMP offers a high performance commercial mulcher with a 46cm cutting width. Powered by a 166cc engine and fitted with heavy duty nylon wheels with steel spring scrapers, the mower also features a single speed aluminium gearbox.

Part Number - WGMP75

46cm ↔	166cc 🔧	n/a 🗑️	1spd 🔄
-----------	------------	-----------	-----------



POWERED BY
WEIBANG



VIRTUE 53 SMP

The Virtue 53 SMP is our flagship dedicated commercial mulcher with a larger 53cm cutting width. Powered by a reliable Kawasaki FJ180V engine and fitted with heavy duty aluminium wheels the mower also features our industry leading PRO 3 speed gearbox.

Part Number - WGMP72

53cm ↔	179cc 🔧	n/a 🗑️	3spd 🔄
-----------	------------	-----------	-----------



Powered by
Kawasaki



VIRTUE



Model	46 SPP	46 SVP	50 SVP
Article Number	WGMP110	WGMP100	WGMP105
Type	4 Wheeled Rotary	4 Wheeled Rotary	4 Wheeled Rotary
Cutting Width (cm/")	46 / 18	46 / 18	50 / 20
Cutter Deck Material	Steel	Steel	Steel
Suitable Area	up to 1000m ²	up to 1200m ²	up to 2000m ²
Drive	Push	Variable Speed	Variable Speed
Drive Speed	-	2.5 - 5 km/h	2.5 - 5 km/h
Blade Brake Clutch	-	-	-
Engine Model	WEIBANG X145 (Loncin)	WEIBANG X145 (Loncin)	WEIBANG X166 (Loncin)
Engine Displacement (cc)	140	140	166
Engine Rated Power (kW/rpm)	2.7 / 3600	2.7 / 3600	3.0 / 3600
Fuel Tank Capacity (l)	0.9	0.9	1.0
E10 Petrol Compatible	■	■	■
Blade Protection	CPS - Slip Washer	CPS - Slip Washer	CPS - Slip Washer
Collector Capacity (l)	55 - Inc. Airflow Fabric	55 - Inc. Airflow Fabric	60 - Inc. Airflow Fabric
Rear Discharge	■	■	■
Mulching	■	■	■
Side Discharge	■	■	■
Height Adjustment Type	Central Spring Assisted	Central Spring Assisted	Central Spring Assisted
Height Adjustment Positions	8	8	8
Cutting Heights (mm)	20 - 70	20 - 70	20 - 70
Quick Release Handles	Adjustable Ratchet	Adjustable Ratchet	Adjustable Ratchet
Service Position	■	■	■
Storage / Transport Position	■	■	■
Front Bumper	■	■	■
Deck Protection	-	-	-
Wheel Material (rim/tyre)	Nylon / Polyurethane	Nylon / Polyurethane	Nylon / Polyurethane
Wheel Size (mm)	F 178 / R 203	F 178 / R 229	F 203 / R 229
Weight (kg)	32.8	38	44
Dimensions LxWxH (mm)	1500 x 495 x 995	1530 x 530 x 995	1600 x 555 x 1000
Storage Dimensions LxWxH (mm)	920 x 495 x 440	945 x 530 x 480	980 x 555 x 420
Vibration Level* (m/s ²)	3.2	4.7	5.3
Noise Level (dB(A))	96	96	96
Warranty**	1 Year Commercial	1 Year Commercial	1 Year Commercial

* Uncertainty Factor 1.5 m/s².

**Subject to annual service. T&C's apply.

VIRTUE



Model	53 PRO	53 PRO BBC
Article Number	WGMP56	WGMP57
Type	4 Wheeled Rotary	4 Wheeled Rotary
Cutting Width (cm/')	53 / 21	53 / 21
Cutter Deck Material	Aluminium	Aluminium
Suitable Area	up to 3000m ²	up to 3000m ²
Drive	3 Speed	3 Speed
Drive Speed	3 / 3.5 / 4.6 km/h	3 / 3.5 / 4.6 km/h
Blade Brake Clutch	-	Warner BBC
Engine Model	Kawasaki FJ180V	Kawasaki FJ180V
Engine Displacement (cc)	179	179
Engine Rated Power (kW/rpm)	3.4 / 3600	3.4 / 3600
Fuel Tank Capacity (l)	1.7	1.7
E10 Petrol Compatible	■	■
Blade Protection	CPS - Slip Washer	CPS - BBC
Collector Capacity (l)	70 - Inc. Airflow Fabric	70 - Inc. Airflow Fabric
Rear Discharge	■	■
Mulching	Optional	-
Side Discharge	-	-
Height Adjustment Type	Central Spring Assisted	Central Spring Assisted
Height Adjustment Positions	7	7
Cutting Heights (mm)	25 - 76	25 - 76
Quick Release Handles	Adjustable Ratchet	Adjustable Ratchet
Service Position	■	■
Storage / Transport Position	■	■
Front Bumper	■	■
Deck Protection	Inner & Outer	Inner & Outer
Wheel Material (rim/tyre)	Aluminium / Rubber	Aluminium / Rubber
Wheel Size (mm)	F 203 / R 229	F 203 / R 229
Weight (kg)	56	61
Dimensions LxWxH (mm)	1650 x 590 x 1060	1650 x 590 x 1060
Storage Dimensions LxWxH (mm)	1050 x 590 x 470	1050 x 590 x 480
Vibration Level* (m/s ²)	5.5	4.7
Noise Level (dB(A))	96	96
Warranty**	3 Year Commercial	3 Year Commercial

* Uncertainty Factor 1.5 m/s².

**Subject to annual service. T&C's apply.

VIRTUE



Model	53 SSD Shaft Drive	53 SSD BBC Shaft Drive	53 ASD Shaft Drive
Article Number	WGMP90	WGMP91	WGMP62
Type	4 Wheeled Rotary	4 Wheeled Rotary	4 Wheeled Rotary
Cutting Width (cm/")	53 / 21	53 / 21	53 / 21
Cutter Deck Material	Steel	Steel	Aluminium
Suitable Area	up to 3000m ²	up to 3000m ²	up to 3000m ²
Drive	3 Speed	3 Speed	3 Speed
Drive Speed	3 / 3.5 / 4.6 km/h	3 / 3.5 / 4.6 km/h	3 / 3.5 / 4.6 km/h
Blade Brake Clutch	-	WEIBANG PRO SD BBC	-
Engine Model	WEIBANG X200SD (Loncin)	WEIBANG X200SD (Loncin)	WEIBANG X200SD (Loncin)
Engine Displacement (cc)	196	196	196
Engine Rated Power (kW/rpm)	3.6 / 3600	3.6 / 3600	3.6 / 3600
Fuel Tank Capacity (l)	1.0	1.0	1.0
E10 Petrol Compatible	■	■	■
Blade Protection	CPS - Slip Washer	CPS - BBC	CPS - Slip Washer
Collector Capacity (l)	70 - Inc. Airflow Fabric	70 - Inc. Airflow Fabric	70 - Inc. Airflow Fabric
Rear Discharge	■	■	■
Mulching	■	-	Optional
Side Discharge	■	■	-
Height Adjustment Type	Central Spring Assisted	Central Spring Assisted	Central Spring Assisted
Height Adjustment Positions	10	10	7
Cutting Heights (mm)	25 - 80	25 - 80	25 - 76
Quick Release Handles	Adjustable Ratchet	Adjustable Ratchet	Adjustable Ratchet
Service Position	■	■	■
Storage / Transport Position	■	■	■
Front Bumper	■	■	■
Deck Protection	-	-	Inner & Outer
Wheel Material (rim/tyre)	Nylon / Polyurethane	Nylon / Polyurethane	Aluminium / Rubber
Wheel Size (mm)	F 203 / R 220	F 203 / R 220	F 203 / R 229
Weight (kg)	48	50	54
Dimensions LxWxH (mm)	1590 x 590 x 1060	1590 x 590 x 1060	1650 x 585 x 1060
Storage Dimensions LxWxH (mm)	980 x 590 x 450	980 x 590 x 460	1050 x 585 x 470
Vibration Level* (m/s ²)	5.9	7.8	4.6
Noise Level (dB(A))	96	96	96
Warranty**	1 Year Commercial	1 Year Commercial	3 Year Commercial

* Uncertainty Factor 1.5 m/s².

**Subject to annual service. T&C's apply.

VIRTUE



Model	53 ASD BBC Shaft Drive	46 SMP	53 SMP
Article Number	WGMP63	WGMP75	WGMP72
Type	4 Wheeled Rotary	4 Wheeled Mulcher	4 Wheeled Mulcher
Cutting Width (cm/")	53 / 21	46 / 18	53 / 21
Cutter Deck Material	Aluminium	Steel	Steel
Suitable Area	up to 3000m ²	up to 1200m ²	up to 3000m ²
Drive	3 Speed	Single Speed	3 Speed
Drive Speed	3 / 3.5 / 4.6 km/h	3.3 km/h	3 / 3.5 / 4.6 km/h
Blade Brake Clutch	WEIBANG PRO SD BBC	-	-
Engine Model	WEIBANG X200SD (Loncin)	WEIBANG X166 (Loncin)	Kawasaki FJ180V
Engine Displacement (cc)	196	166	179
Engine Rated Power (kW/rpm)	3.6 / 3600	3.0 / 3600	3.4 / 3600
Fuel Tank Capacity (l)	1.0	1.0	1.7
E10 Petrol Compatible	■	■	■
Blade Protection	CPS - BBC	CPS - Slip Washer***	CPS - Slip Washer***
Collector Capacity (l)	70 - Inc. Airflow Fabric	-	-
Rear Discharge	■	-	-
Mulching	-	■	■
Side Discharge	-	-	-
Height Adjustment Type	Central Spring Assisted	Central Spring Assisted	Central Spring Assisted
Height Adjustment Positions	7	7	7
Cutting Heights (mm)	25 - 76	15 - 76	15 - 76
Quick Release Handles	Adjustable Ratchet	Adjustable Ratchet	Adjustable Ratchet
Service Position	■	■	■
Storage / Transport Position	■	■	■
Front Bumper	■	■	■
Deck Protection	Inner & Outer	-	-
Wheel Material (rim/tyre)	Aluminium / Rubber	Nylon / Polyurethane	Aluminium / Rubber
Wheel Size (mm)	F 203 / R 229	F 178 / R 203	F 203 / R 229
Weight (kg)	57	46	55
Dimensions LxWxH (mm)	1650 x 585 x 1060	1540 x 500 x 1045	1600 x 565 x 1045
Storage Dimensions LxWxH (mm)	1050 x 585 x 480	980 x 500 x 440	1000 x 565 x 540
Vibration Level* (m/s ²)	4.1	5.2	5.2
Noise Level (dB(A))	96	96	96
Warranty**	3 Year Commercial	1 Year Commercial	1 Year Commercial

* Uncertainty Factor 1.5 m/s².

**Subject to annual service. T&C's apply.

***An Aluminium support has been fitted with additional bearing to support the end of the crankshaft. The blade is mounted to a CPS slip washer.

INTREPID

SCARIFIERS & AERATORS



Full Intrepid Scarifier & Aerator spec tables can be found on page 47





Built for endurance

WEIBANG professional petrol scarifiers feature carbon steel swing tip blades which rotate through the lawn, scraping the ground to remove the thatch and moss. Scarifiers from the Intrepid range are suitable for both commercial contractors providing a professional lawn scarifying service or homeowners who carry out their own lawn care routines.

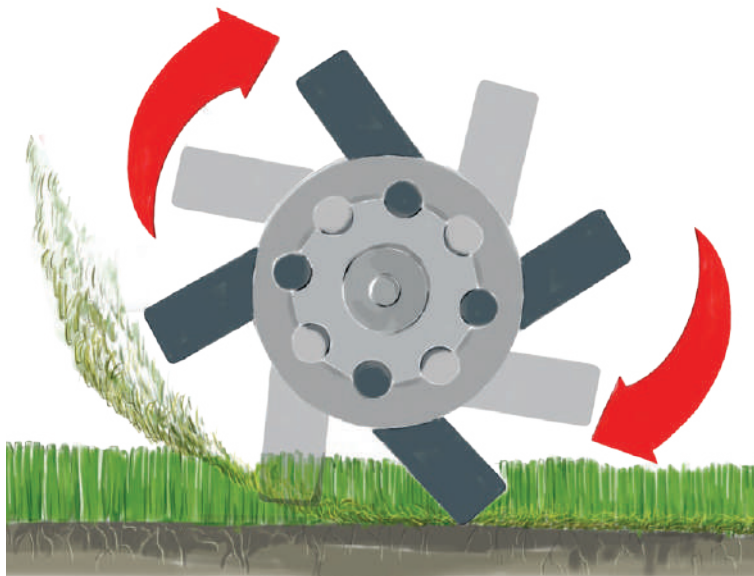
For a deeper treatment the Intrepid aerator features hollow tines to remove soil plugs from the lawn, perfect for enabling water to reach the grass roots and reduce soil compaction.

OVERVIEW OF FEATURES

- | | | | |
|---|--|----|---|
| 1 | Engine cut switch | 10 | 40L collector (384 RB only) |
| 2 | Blade engagement lever | 11 | Folding handles |
| 3 | Briggs & Stratton 750 Series engine | 12 | Wide handlebars for control |
| 4 | Heavy duty steel chassis | 13 | Tine engagement lever |
| 5 | Solid steel axles | 14 | Briggs & Stratton 750 Series engine |
| 6 | Swing tip blade cassette | 15 | Heavy duty protective bumper |
| 7 | Durable nylon double ball bearing wheels | 16 | Removable bob weights (2 x 16kg) |
| 8 | Transport / Work lever | 17 | Large twin wheels |
| 9 | Height adjustment screw | 18 | Hollow tine cassette (70mm penetration) |

LAWN SCARIFYING

An important part of lawn care, scarifying is the process of removing moss, thatch and other dead material from the surface of the lawn. This process allows light, water and nutrients to reach the grass roots to give a thicker, greener and healthier looking lawn.



The Briggs & Stratton XR750 offers an exceptionally reliable engine with professional performance. With 163cc and 3.3kW power output, the Intrepid scarifier and aerator range have all the power required to offer a high quality consistent finish to grass areas.


HARDENED SWING TIP BLADES

The design of the scarifier cassette features swing tip blades manufactured from highly durable carbon steel. Not only does the design provide exceptional productivity but also protects the machine from contact with obstacles such as stones and tree roots.



REMOVABLE BOB WEIGHTS

The Intrepid aerator features 2 removable bob weights for additional ground pressure in tougher soil. At 16kg each, the bob weights offer 32kg of extra weight to ensure full ground penetration.




LAWN AERATING

Lawn aerating is the process where tines penetrate the surface of the lawn to allow water and nutrients into the grass roots. In the case of hollow tines, a core of soil is removed from the lawn to also reduce compaction of the soil.

HEAVY DUTY REPLACEABLE HOLLOW TINES

The Intrepid aerator features a cassette with 5 tine sets, offering ground penetration of 70mm to remove cores of soil in a single pass. Covering up to 1600m²/h, the Intrepid can cover large areas fast for high productivity on sports pitches, formal lawns, parks and more.



INTREPID 384 RB

The Intrepid 384 RB is a compact 38cm / 15" commercial scarifier powered by a Briggs & Stratton XR750 engine. Featuring 22 carbon steel swing tip blades for fast efficient removal of moss and thatch and a large 40L collector. With adjustable working height down to a maximum depth of 14mm the machine also features a transport position for moving between locations.

Part Number - WGVT01



INTREPID 486 CRB

The 486 CRB is a larger 46cm / 18" commercial scarifier powered by a Briggs & Stratton XR750 engine. Featuring 28 carbon steel swing tip blades for fast efficient removal of moss and thatch, and infinite height adjustment down to a maximum depth of 16mm. With a transport position, moving the machine between locations is easy without damaging the machine or the surface.

Part Number - WGVT02



INTREPID 457 AB

The 457 AB is a 46cm / 18" commercial aerator powered by a Briggs & Stratton XR750 engine. Featuring steel hollow tines for soil core removal and a ground penetration of 70mm. The machine also includes 2 x 16kg bob weights and a transport mode for moving between locations.

Part Number - WGVT03



INTREPID



Model	384 RB	486 CRB	457 AB
Article Number	WGVT01	WGVT02	WGVT03
Type	Scarifier	Scarifier	Aerator
Working Width (cm/“)	38 / 15	46 / 18	46 / 18
Suitable Area	up to 2000m ²	up to 3000m ²	up to 3000m ² / 1600m ² /h
Drive	-	-	1 Speed
Engine Model	Briggs & Stratton 750 Series	Briggs & Stratton 750 Series	Briggs & Stratton 750 Series
Engine Displacement (cc)	163	163	163
Engine Rated Power (kW/rpm)	3.3 / 3300	3.3 / 3300	3.3 / 3300
Fuel Tank Capacity (l)	3.1	3.1	3.1
E10 Compatible	■	■	■
Deck Material	Steel - Powder Coated	Steel - Powder Coated	Steel - Powder Coated
Blade / Tine Type	22 Swing Tip Blades	28 Swing Tip Blades	Hollow Tine
Blade / Tine Material	Carbon Steel	Carbon Steel	Steel
Collector Capacity (l)	40	-	-
Height Adjustment Type	Central	Central	-
Height Adjustment Positions	22mm Infinite Adjustment	32mm Infinite Adjustment	-
Ground Penetration (mm)	14	16	70
Bob Weights	-	-	2 x 16kg
Transport Mode	■	■	■
Handles	Folding	Folding	Folding
Storage / Transport Position	■	■	■
Front Bumper	-	-	■
Wheel Material (rim/tyre)	Nylon / Polyurethane	Nylon / Polyurethane	Front Steel / Rear Nylon
Wheel Size (mm)	198	198	F 254 / R 203
Weight (kg)	46	58.3	140
Dimensions LxWxH (mm)	1150 x 565 x 1040	1150 x 675 x 1040	1380 x 690 x 1280
Storage Dimensions LxWxH (mm)	800 x 565 x 645	860 x 675 x 830	970 x 690 x 1040
Vibration Level* (m/s ²)	6.7	5.4	5.2
Noise Level (dB(A))	96	96	96
Warranty**	1 Year Commercial	1 Year Commercial	1 Year Commercial

* Uncertainty Factor 1.5 m/s².

**Subject to annual service. T&C's apply.

INTREPID

WHEELED VACUUM RANGE



Full Intrepid Wheeled Vacuum spec tables can be found on page 53





Built for endurance

The Intrepid leaf and litter vacuum range from WEIBANG is engineered for productivity, ease of use and endurance. Designed specifically for the commercial user, the Intrepid leaf and litter vacuum comes with a large 80cm / 31.5" working width and a choice of WEIBANG or Honda engines.

With a high performance steel impeller, heavy duty front castor wheels and a choice of aluminium heavy duty single speed or PRO 3 speed gearboxes, the Intrepid wheeled vacuum is designed for the ultimate clearing performance across large areas such as sports pitches, public spaces, parks and gardens. Working height is adjusted with a central lever, and the large 240L collector features a zipless quick empty opening for less downtime. A large 3m vacuum hose is included with the machine for collecting leaves and debris from hard to reach places.

OVERVIEW OF FEATURES

- | | | | |
|---|--|----|--|
| 1 | Full width drive lever | 7 | 80cm vacuum nozzle |
| 2 | Top loading reinforced discharge chute | 8 | Heavy duty front steel castor wheels |
| 3 | Choice of Honda or WEIBANG engines | 9 | Large pneumatic rear tyres |
| 4 | Heavy duty steel chassis | 10 | Central height adjustment |
| 5 | Large solid steel impeller | 11 | Quick release folding handles |
| 6 | Durable removable vacuum skirt | 12 | 240 L vented collector with dust cover |

CENTRAL HEIGHT ADJUSTMENT

The Intrepid LV800 is a truly versatile machine for use on any surface, from car parks to formal lawns. The working height is adjusted with a central lever from 13 - 100mm to allow the optimum height for the conditions.



VACUUM HOSE INCLUDED

For hard to reach areas such as the corners of lawns or up against kerbs in car parks, the Intrepid wheeled vacuums also include a high quality durable 3m vacuum hose with 5" diameter. Fitted with a steel handle to guide the hose, it is manufactured from an exceptionally flexible clear material to reduce resistance for the operator.



HEAVY DUTY FRAME & WHEELS

The heavy duty steel frame construction is fitted with front castor wheels and rear pneumatic tyres for maximum manoeuvrability and durability while working.





HEAVY DUTY STEEL IMPELLER

The impeller is manufactured from high quality steel and features a unique design for optimum airflow. The heavy duty impeller has a 320mm diameter and weighs 4kg, with deep blades allowing for maximum reduction of materials to fill the collector to capacity.

LARGE EASY EMPTY COLLECTOR

The collector is manufactured from a durable fabric that filters dust away from the operator. With a 240L capacity, downtime during operation is kept to a minimum and thanks to the zipless rear opening the collector can be emptied quickly and effortlessly. Situated underneath the top dust cover are two air vents, maximising collection performance in any conditions.



INTREPID LV800

The Intrepid LV800 is a versatile self propelled leaf and litter vacuum with a large 80cm / 31.5" working width, heavy duty steel frame and impeller, and a 163cc engine. Commercial features include heavy duty castor wheels, quick release handles and a large 240L collector. Includes 3m vacuum hose with 5" diameter.

Part Number - WGVT10



POWERED BY
WEIBANG



INTREPID LV800 H

The Intrepid LV800 H is a high performance leaf and litter vacuum with a large 80cm / 31.5" working width, heavy duty steel frame and impeller, and a Honda GX160 engine. Featuring a PRO 3 speed gearbox, quick release handles and a large 240L collector. Includes 3m vacuum hose with 5" diameter.

Part Number - WGVT15



POWERED BY
HONDA



INTREPID



Model	LV 800	LV 800 H
Article Number	WGVT10	WGVT15
Type	Leaf & Litter Vacuum	Leaf & Litter Vacuum
Working Width (cm/")	80 / 31.5	80 / 31.5
Suitable Area	up to 5000m ²	up to 6000m ²
Drive	1 Speed	3 Speed
Drive Speed	3.28 km/h	2.7 / 3.1 / 4.0 km/h
Engine Model	WEIBANG H160 (Loncin)	Honda GX160
Engine Displacement (cc)	163	163
Engine Rated Power (kW/rpm)	3.8 / 3600	3.6 / 3600
Fuel Tank Capacity (l)	3.6	3.6
E10 Petrol Compatible	■	■
Chassis Material	Steel - Powder Coated	Steel - Powder Coated
Impeller	Heavy Duty Steel	Heavy Duty Steel
Collector Capacity (l)	240 - Inc. Dust Cover & Air Vents	240 - Inc. Dust Cover & Air Vents
Vacuum Hose (3m, 5" diameter)	■	■
Height Adjustment Type	Central Lever	Central Lever
Height Adjustment Positions	8	8
Working Heights (mm)	13 - 100	13 - 100
Handles	Quick Release Folding	Quick Release Folding
Storage / Transport Position	■	■
Rear Wheels	Pneumatic Tyres	Pneumatic Tyres
Front Wheels	Heavy Duty Castors	Heavy Duty Castors
Wheel Size (mm)	F 160 / R 300	F 160 / R 300
Weight (kg)	81.5	82.5
Dimensions LxWxH (mm)	1600 x 810 x 1175	1600 x 810 x 1175
Storage Dimensions LxWxH (mm)	1350 x 810 x 990	1350 x 810 x 990
Vibration Level* (m/s ²)	4.6	3.9
Noise Level (dB(A))	96	96
Warranty**	1 Year Commercial	1 Year Commercial

* Uncertainty Factor 1.5 m/s².

**Subject to annual service. T&C's apply.

INTREPID

TURF CUTTER & STUMP GRINDER



Full Intrepid Turf Cutter & Stump Grinder spec tables can be found on page 59





Built for endurance

Intrepid products are built for endurance, taking on the toughest tasks quickly, reliably and with ease. The SG13H stump grinder fits the criteria perfectly, with a large 355mm solid steel disc featuring 8 carbide tip grinding teeth to cut through any stumps effortlessly. When it comes to turf cutting, the SC409H quickly cuts strips of turf to an even depth for relaying in different locations thanks to its fully adjustable working angle and depth.

The Intrepid stump grinder and turf cutter range require exceptional commercial power, coming from the highly reliable and top performing Honda GX390 (SG13H) and GX270 (SC409H) for tried and tested performance.

OVERVIEW OF FEATURES

- | | | | |
|---|---|----|---|
| 1 | Large single wheel brake lever | 10 | Honda GX390 engine |
| 2 | Adjustable handles - 4 position | 11 | Ergonomic handle and control design |
| 3 | Heavy duty steel chassis | 12 | 2 speed transmission |
| 4 | Large steel protective guard | 13 | Depth and angle adjustment |
| 5 | 8 replaceable carbide tipped grinding teeth | 14 | Honda GX270 engine |
| 6 | 13kg 355mm solid steel grinding disc | 15 | Front bumper with handles and tie point |
| 7 | Industrial grade bearings | 16 | Large removable transport wheels |
| 8 | Protective debris skirt | 17 | High traction drive wheels |
| 9 | Large pneumatic tyres | 18 | 46cm / 18" turf blade |

POWERED by **HONDA**™

Stump grinding and turf cutting require strong power output. To ensure a consistent delivery and the highest levels of performance we chose the tried and tested commercial grade Honda GX series, with the SG13H fitted with the GX390 featuring 8.7kW, and the SC409H with a GX270 featuring 6.3kW.



8 CARBIDE TIP GRINDING DISC

Consistent grinding requires high inertia and quality cutting teeth, fortunately the SG13H stump grinder features a solid steel 355mm disc weighing in at 13kg and mounted with 8 replaceable carbide tipped grinding teeth for reliable performance.

← 355mm Steel Disc →


BRAKE LEVER & ADJUSTABLE HANDLE

The handles of the SG13H stump grinder are fully adjustable with 5 quick select positions to suit the job and operator. The large handlebar ensures control, and the single wheel brake lever allows efficient grinding as the machine pivots during use.



EASY TRANSPORT

The Intrepid SC409H turf cutter is easily transported thanks to the large wheels and 2 speeds for either transporting or working. A rear mounted heavy duty spring offers suspension to dampen shocks from the handles and reduce operator fatigue.



ADJUSTABLE DEPTH & ANGLE

The Intrepid SC409H turf cutter features fully adjustable working depth and blade angle, ensuring you get the desired turf for the job at hand. Once done, the settings remain locked in place for future use.

46CM / 18" WORKING WIDTH

The SC409H turf cutter features a working width of 46cm / 18" allowing for easy access through standard sized gateways to access lawns. The large transport wheels have a quick release coupling for easy removal when ready to work, and the front bumper doubles as a lifting handle and tie down fixing point during transportation.



INTREPID SG 13 H

The SG13H stump grinder offers a highly reliable solution to tree stumps in public spaces, estates or job sites. Utilising a heavy duty steel disc with 8 replaceable carbide tipped teeth, the machine cuts through any stump quickly. Adjustable handles and wheel brake assistance ensures operator control and comfort.

Part Number - WGVT04

35cm ↔	389cc 🔧	137kg 📊	N/A 📈
-----------	------------	------------	----------



POWERED by
HONDA



INTREPID SC 409 H

The Intrepid SC409H offers a high performance solution to turf removal, creating strips of turf 46cm / 18" in width and to any desired length for rolling and transporting. The high traction drive wheels sit directly over the blade for a clean and consistent finish.

Part Number - WGVT20

46cm ↔	270cc 🔧	180kg 📊	1spd 📈
-----------	------------	------------	-----------



POWERED by
HONDA



INTREPID



Model	SG 13 H	SC 409 H
Article Number	WGVT04	WGVT20
Type	Stump Grinder	Turf Cutter
Working Width (cm/")	-	46 / 18
Suitable Area	-	up to 1000m ² / hour
Drive	-	2 speed - Transport & Work
Drive Speed (km/h)	-	3.2 - 4.0
Engine Model	Honda GX390	Honda GX270
Engine Displacement (cc)	389	270
Engine Rated Power (kW/rpm)	8.7 / 3600	6.3 / 3600
Fuel Tank Capacity (l)	6.1	5.3
E10 Petrol Compatible	■	■
Chassis Material	Steel - Powder Coated	Steel - Powder Coated
Cutter Disc	Heavy Duty Steel (355mm / 13kg)	-
Grinding Teeth	8 - replaceable	-
Teeth / Blade Material	Carbide Tipped Steel	Steel
Height Adjustment Type	-	Central Lever
Height Adjustment Positions	-	Infinite
Working Heights (mm)	-229mm / +534mm	Down to 50mm
Handles	Adjustable - 4 Position	Fixed
Wheel Brake	■	-
Storage / Transport Position	-	-
Rear Wheels	Steel Rim / Pneumatic	Steel Rim / Rubber
Front Wheels	-	Steel Rim / Pneumatic
Wheel Size (mm)	355	F 355 / R 200
Weight (kg)	137	180
Dimensions LxWxH (mm)	1800 x 800 x 1270	1705 x 710 x 925
Storage Dimensions LxWxH (mm)	1800 x 800 x 1270	1705 x 710 x 925
Vibration Level* (m/s ²)	4.8	18.5
Noise Level (dB(A))	106	106
Warranty**	1 Year Commercial	1 Year Commercial

* Uncertainty Factor 1.5 m/s².

**Subject to annual service. T&C's apply.

Spare parts & accessories reference guide



Our quick reference guide shows optional spare parts and accessories. All parts are available from your local WEIBANG Authorised Dealer, in the unlikely event they don't have a part in stock, they have access to live stock availability and next day delivery direct from our warehouse.



WEIBANG machines have a service code specific to each model, this can be found on a metal plate at the rear of the cutter deck and dealers require this for any parts lookup.



Visit www.weibang.co.uk or scan the **QR code** to find your nearest WEIBANG Dealer.



HYBRID BLADE


The standard blade fitted to WEIBANG machines offers high performance versatility, with strong collection and mulching performance to suit most demands.

Collection

1 2 3 **4** 5 6

Mulching

1 2 3 **4** 5 6



HIGH LIFT BLADE

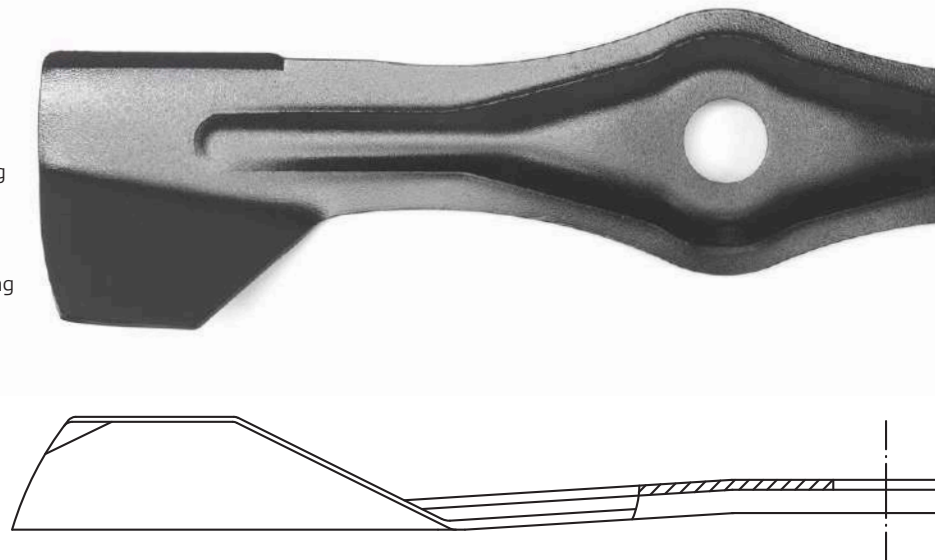
Designed for extreme weather conditions and in long grass, the high lift blade offers increased collection due to the larger wings which increase airflow by up to 55% depending on model for better grass collecting performance.

Collection

1 2 3 4 5 **6**

Mulching

1 2 **3** 4 5 6



MULCHING BLADE

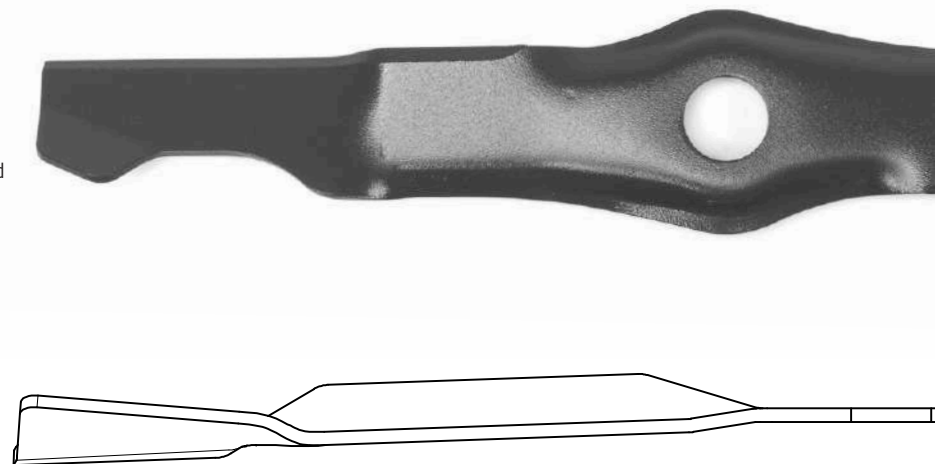
The optional mulching blade offers increased mulching performance but with significantly reduced collection performance. Suitable for dedicated mulching requirements.

Collection

1 **2** 3 4 5 6

Mulching

1 2 3 4 5 **6**



LEGACY & VIRTUE LAWNMOWERS

	Legacy 48 PRO	Legacy 48 PRO BBC	Legacy 56 PRO	Virtue 46 SPP
Replacement Blade	WGGM48C000000010/32	WGGM48A000000140/32	WGGM56C000000010/32	WG4510403010/32
High Lift Blade	WGGM48C000000011/32	WGGM48A000000141/32	WGGM56C000000011/32	WG4510403010A/32
Mulch Kit - Blade	-	-	-	WG4510405030/32
Mulch Kit - Plug	-	-	-	WG4560104010

VIRTUE LAWNMOWERS

	Virtue 46 SVP	Virtue 50 SVP	Virtue 53 PRO	Virtue 53 PRO BBC
Replacement Blade	WG4510403010/32	WG5020405010/32	WG5310403010/32	WG5380401010B/32
High Lift Blade	WG4510403010A/32	WG5020405010A/32	WG5310403010A/32	-
Mulch Kit - Blade	WG4510405030/32	WG5020405060/32	WG5340405020/32	-
Mulch Kit - Plug	WG4560104010	WG5040104010	WG5380107010	-

VIRTUE MULCHING & SHAFT DRIVE LAWNMOWERS

	Virtue 46 SMP	Virtue 53 SMP	Virtue 53 SSD	Virtue 53 SSD BBC
Replacement Blade	WGGM46D000000020/32	WGGM53F000000030/32	WG5310403010/32	WG5380401010WB/32
High Lift Blade	-	-	WG5310403010A/32	WG538040ABBC/32
Mulch Kit - Blade	-	-	WG5340405020/32	-
Mulch Kit - Plug	-	-	WG5330113010	WG5330113010 (side discharge only)

VIRTUE SHAFT DRIVE LAWNMOWERS

	Virtue 53 ASD	Virtue 53 ASD BBC
Replacement Blade	WG5310403010/32	WG5380401010WB/32
High Lift Blade	WG5310403010A/32	WG538040ABBC/32
Mulch Kit - Blade	WG5340405020/32	-
Mulch Kit - Plug	WG5340122010	-



INTREPID SCARIFIERS & AERATORS

	Intrepid 384 RB	Intrepid 486 CRB	Intrepid 457 AB
Replacement Blade	WG46R0306010/04	WG46R0306010/04	-
Belt	WG40R0124010 (2 x required)	WG4LXA782 (2 x required)	WG45A0224010
Replacement Tine	-	-	WG51A0406010

INTREPID WHEELED VACUUMS

	Intrepid LV 800	Intrepid LV 800 H PRO
Vacuum Hose	WGLVSF02013	WGLVSF02013
240L Collector	WGLVSA13000	WGLVSA13000
Belt	WGV13/750	WGV13/690

INTREPID STUMP GRINDER & TURF CUTTER

	Intrepid SG 13 H	Intrepid SC 409 H
Belt	WGDSZ0000570G (2 x required)	WG4SC5000010 (2 x required)
Tooth - Straight	WGDSZ0000081	-
Tooth - Left	WGDSZ0000091	-
Tooth - Right	WGDSZ0000061	-
Blade	-	WG4SC0400010H/22

MAINTENANCE VIDEOS

Routine maintenance is vital to keep your machine running between services. Learn how to maintain and look after your machine to ensure the maximum performance through out the season.

Scan the QR code below to view our selection of videos and other useful guides.



WEIBANG[®]

WEIBANG Garden Machines UK

Wincanton Business Park
Wincanton
Somerset
BA9 9RS

01963 828066

www.weibang.co.uk



SCAN ME

Find your local WEIBANG
Authorised Dealer here



@weibanguk



@weibanguk



@weibang_uk

P/N: POSBROWG22

Subject to modifications in response to technical developments. No liability accepted for mistakes and printing errors. All prices include VAT and are subject to change without notice. E & OE. Images are for illustrative purposes only and are subject to change. First printed March 2022 V1.0

