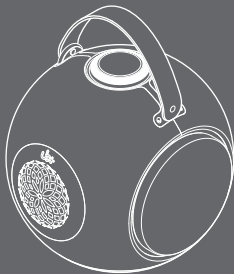


Nederlands

Ver/ 1.3

dB1



FOR MORE INFORMATION, PLEASE VISIT WWW.UB-PLUS.COM

ub+

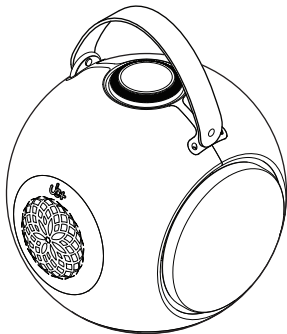
**dB1 DOUBLEBASS
SNELSTARTGIDS**

MODEL : M07

GEFELICITEERD

U bent nu de eigenaar van een UB+ dB1 DOUBLEBASS Speaker. De UB+ dB1 DOUBLEBASS-luidspreker combineert het beste van traditioneel luidsprekerontwerp en de nieuwste audiatechnologie om een grote luidspreker te creëren, geschikt voor draadloze apparaten die worden gebruikt in het tijdperk van mobiliteit.

Neem bij opmerkingen of vragen contact met ons op.
www.ub-plus.com



Scan me!
 Om uw mening te geven
 op uw UB+ dB1
 DOUBLEBASS

@ubplusofficial  

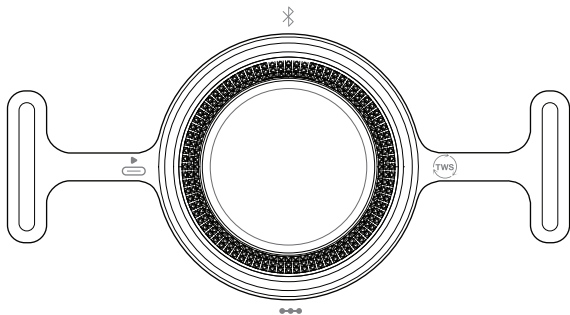


CE FC RoHS



Gedrukt in China

MUZIKALE CONTROLE



Press the rotary button to change different modes of control. The light ring will indicate the functions when the rotary button is being actuated. The rotary knob design function also performs as a volume dial control.



Bluetooth pairing mode



Matrix (multiple speaker) pairing mode

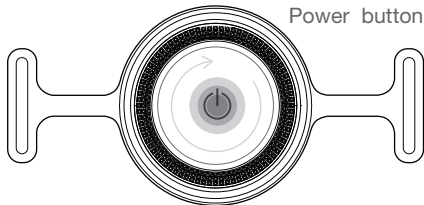


True Wireless Stereo (TWS) pairing mode



PLAY from Drive (thumbdrive) mode

BASISFUNCTIES



X1 Power on

Press X1  to power up speaker

Press X1  one more time to connect last used devices



5s Full shutdown



2s Bluetooth pairing mode



Volume “- / +”



2s



X3

Press and hold

Press X3 

Erase all pairing devices

Indicator Status

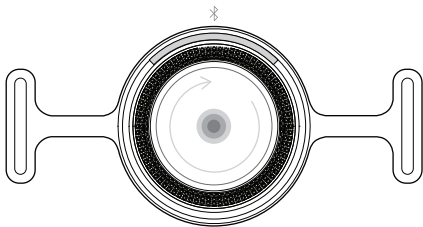
White	Bluetooth connected
Blinking White	Awaiting to connect Bluetooth
Red	Charging battery
Blinking Red	APP/ updating firmware
Blinking Red	Low battery (Battery level < 20%)

UB+ SEEK APP* can be downloaded in iTunes and Play Store to update speaker firmware or adding new functionality and bugs fixing.

CONNECT



Bluetooth pairing
mode



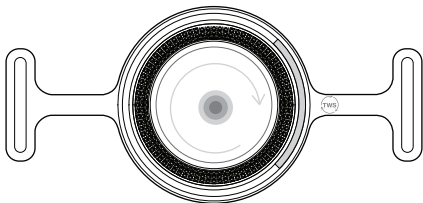
Press and hold 2 sec , Light ring will start blinking

The speaker will sound out an indicative tone(connected) when it is paired. White light indicates speaker is successfully paired with the device

CONNECT TWS



True Wireless Stereo
(TWS) pairing mode

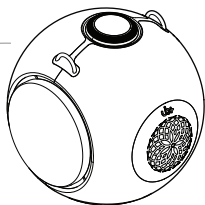


Press and hold for 2 secs. Turn the knob until the light ring stop
TWS logo for both speakers.

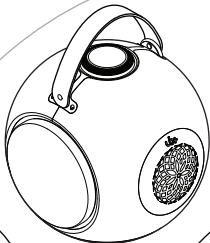


MATRIX™

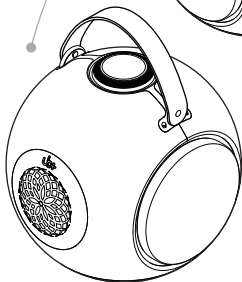
Connecting multiple speaker at one goal !



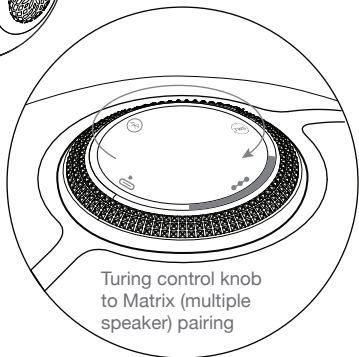
Clone 2 speaker



Clone 1




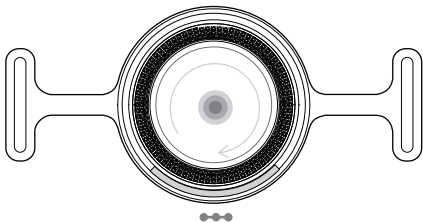
Master speaker



Turing control knob
to Matrix (multiple
speaker) pairing

CONNECT MATRIX

 Matrix (multiple speaker) pairing mode



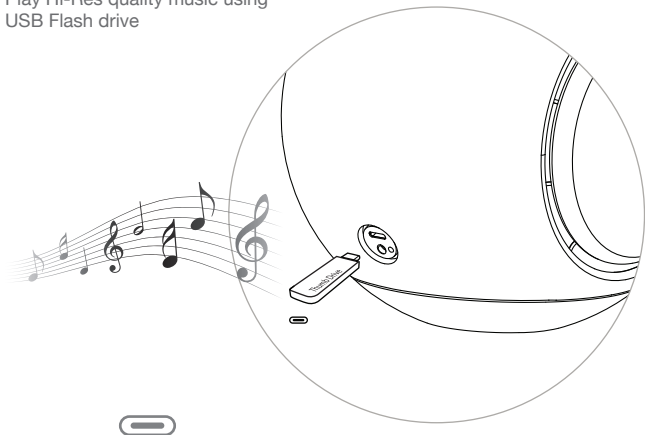
Press and hold 2 sec , light ring stop Matrix Connects logo

Do the same for the rest of clone speakers .Clone speakers will sound out an indicative tone (Matrix) when it is paired.

To connect to 8 speakers, download UB+ SEEK App to swap Matrix connects function. The default factory setting is AAC mode - supports only TWS connect.

CONNECT TDRIVE

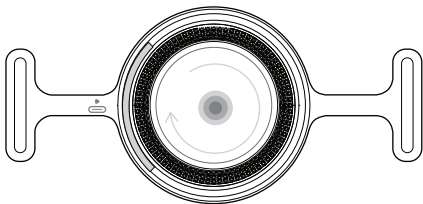
Play Hi-Res quality music using
USB Flash drive




USB Type C can be used for charging and playing music titles
stored in the USB Flash drive.


CONNECT

 **PLAY from Drive**
(Flashdrive) mode

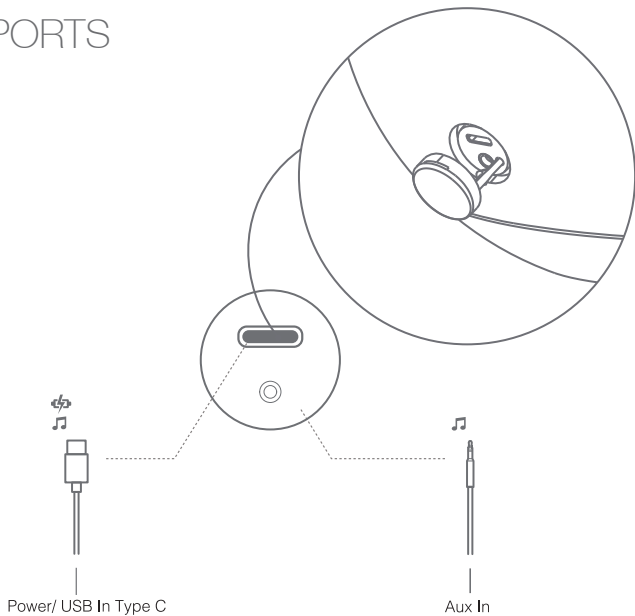


Press and hold 2 sec, until light ring stops at “PLAY from Drive” logo. The speaker will sound out an indicative tone (USB Connected). You are set to GO!

↓ X1 Play from drive / ||
Press X1 

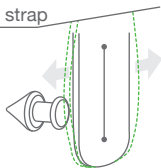
↓ X2 Next song ▶▶
Press X2  simultaneously

PORTS

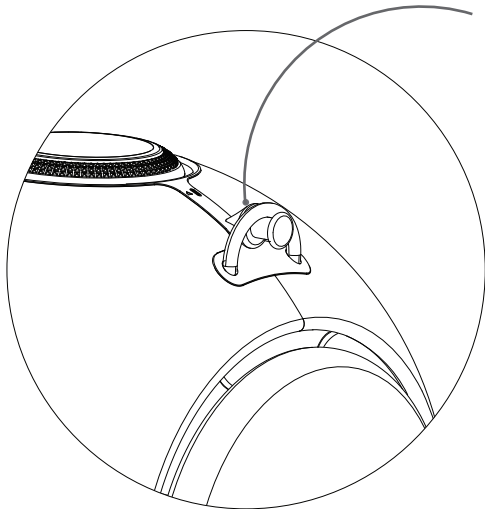


ASSEMBLE

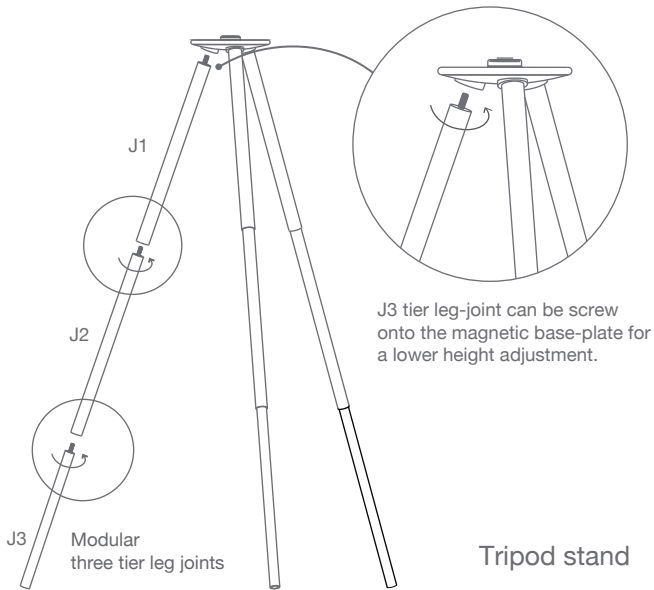
Leather strap




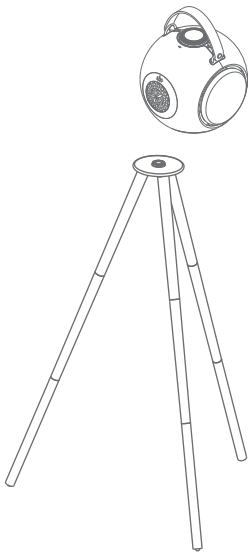
Stretch the leather belt at both side and insert in the bullet belt holder into the slit opening of the leather belt.



ASSEMBLE



PLACEMENT



Position dB1 close to the tripod stand. The base plate's magnetic field will attract the speaker for proper docking. You'll hear a clicking sound when it's securely attached

IMPORTANT SAFETY INSTRUCTIONS

Read this instruction carefully and completely before using the product. Refer to the following information to use your product safely, and to reduce the chance of electric shock, short-circuiting, damage, fire, hearing impairment or other hazards. Improper handling may void the warranty for your product.

- Always keep the product dry and do not expose it to extreme temperatures (hairdryer, heater, extended exposure to sunlight, etc.) to avoid corrosion or deformation.
- Do not expose your product to water and moisture. If your product is moisture-resistant, take care and not to immerse in water or expose to rain.
- Charge products with built-in rechargeable batteries at ambient temperatures between 10 and 40°C/ 50 and 104°F
- When not using the product for extended periods of time, charge its built-in rechargeable battery regularly (about every 3 months).
- Disposal of a battery into fire or a hot oven, or mechanically crushing or cutting of a battery, can result in an explosion
- Leaving a battery in an extremely high temperature surrounding environment can result in an explosion or the leakage of flammable liquid or gas
- A battery subjected to extremely low air pressure may result in an explosion or the leakage of flammable liquid or gas
- Use only attachments/accessories/spare parts supplied or recommended by ub+
- Clean the product only with a soft, dry cloth.
- Do not dismantle or attempt to repair your product.
- Do not pierce, crush or set fire to your product

- Keep the product, accessories and packaging parts out of reach of children and pets to prevent accidents. Swallowing and choking hazard.
- In case of smoke, abnormal sound, or abnormal smell, please disconnect the DC power immediately.
- Use only the standard USB ports certified according to IEC60950-1 as LPS or IEC62368-1 as PS2.
- Pay attention to the cables between equipment against stumbling
- Hanging of the speaker should not exceed the height of 2 meters. Mounting parts onto ceiling wall must withstand 4X of the weight of the equipment.
- Once the product out of service, please handle the waste according to the local regulations.
- To ensure safety, it is important not to dispose of the battery in areas with high temperatures, water, or acidic environments. Please exercise caution and adhere to proper disposal guidelines to prevent any potential hazards.

Federal Communication Commission (FCC) Interference Statement

FCC Part 15: This equipment has been tested and found to comply with the limits for a Class B digital device, pursuant to Part 15 of the FCC Rules. These limits are designed to provide reasonable protection against harmful interference in a residential installation. This equipment generates, uses and can radiate radio frequency energy and, if not installed and used in accordance with instructions, may cause harmful interference to radio communications.

Federal Communication Commission (FCC) Interference Statement

However, there is no guarantee that interference will not occur in a particular installation. If this equipment does cause harmful interference to radio or television reception, which can be determined by turning the equipment off and on, the user is encouraged to try to correct the interference by one or more of the following measures:

- Reorient or relocate the receiving antenna.
- Increase the separation between the equipment and receiver.
- Connect the equipment to an outlet on a circuit different from that to which the receiver is connected.
- Consult the dealer or an experienced radio/TV technician for help.

CAUTION:

To comply with the Europe CE requirement, this device must be installed with CE certified computer equipment which meet with Class B limits. All cables used to connect this device must be shielded, grounded and no longer than 3m in length. Operation with non-certified computers or incorrect cables may result in interference to other devices or undesired effects to the product.

MODIFICATION: Any changes or modifications not expressly approved by TGI Technology Pte Limited or one of its affiliated companies could void the user's warranty and guarantee rights.

FOR INTEGRATED BATTERY

This product contains a Lithium ion/polymer battery that should only be removed by an authorized recycling centre. By recycling this product at your local authorized recycling centre or the place of purchase, the battery will be removed and recycled separately.

Additional guidelines for wireless devices

- The short wave radio frequency signals of a wireless device may impair the operation of other electronic and medical devices.
- Switch off the device where it is prohibited. Do not use the device in medical facilities, aircraft, refueling points, close to automatic doors, automatic fire alarms or other automatically controlled devices.
- Keep this device at least 20 cm from pacemakers and other medical devices. Radio waves may impair the operation of pacemakers and other medical devices

Additional Warning for Battery (pack)

Lithium-ion batteries used in the product may expose fire or explosion hazards if misuse.

Batteries shall not be exposed to excessive heat or fire in case of explosion.

Don't handle leaking or damaged batteries.

Dispose of used batteries according to local regulation correctly.

IMPORTANT SAFETY INSTRUCTIONS

- Reorient or relocate the receiving antenna.
 - Increase the separation between the equipment and receiver.
 - Connect the equipment into an outlet on a circuit different from that to which the receiver is connected.
 - Consult the dealer or an experienced radio/TV technician for help.
- Changes or modifications not expressly approved by the party responsible for compliance could void the user's authority to operate the equipment.



ub+ hereby declares that this product is in compliance with the essential requirements and other relevant provisions of Directive 2014/53/EU and all other EU directive requirements. The complete declaration of conformity can be found at: www.ub-plus.com compliance.
Frequency band of operation 2400 to 2480 MHz

WHAT'S IN THE BOX


- UB+ dB1 DOUBLEBASS
- User manual
- USB cable
- Cow hide leather strap
- Stainless steel strap holder
- Anodize Aluminium tripod stand
- Magnetic Aluminium base plate

WARRANTY

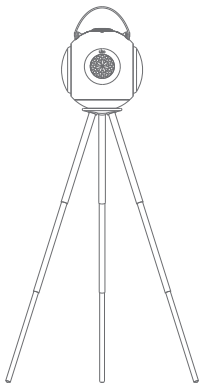
This appliance is guaranteed for 12 months from the date of purchase. In the event of a breakdown, contact your dealer. Proof of purchase will be required for any service requested during the warranty period. This warranty will not apply in the event of failure caused by an accident or similar incident or damage, liquid ingress, negligence, misuse, lack of maintenance or any other circumstances on the part of the user.

If this equipment does cause harmful interference to radio or television reception, which can be determined by turning the equipment off and on, the user is encouraged to try to correct the interference by one or more of the following measures:

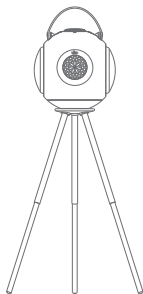
POSITIONS



On tabletop



3-tier stand



2-tier stand



1-tier stand



THE MOVING SOUNDSTAGE

DESIGNED & ENGINEERED IN SINGAPORE