



NOTES:

- ALL DIMENSIONS ARE IN 'MM' UNLESS SPECIFIED IN "[x]".
- ANY HAZARD SYMBOLS ARE TO BE READ IN CONJUNCTION WITH ANY RISK ASSESSMENT IF NUMBERED.
- THIS DRAWING IS PROPERTY OF DISPLAY TECHNOLOGIES LTD & IS STRICTLY CONFIDENTIAL. THE DRAWING SPECIFICATION & ITS CONTENTS MUST NOT BE DISCLOSED TO ANY THIRD PARTY WITHOUT PRIOR CONSENT.
- DRAWING SCALE IS ANNOTATED ON EVERY VIEW. IF IN DOUBT - ASK THE DESIGNER.
- DISPLAY TECHNOLOGIES RESERVE THE RIGHT TO MAKE DESIGN ALTERNATIONS THROUGHOUT CONTINUOUS PRODUCT DEVELOPMENT - IS IT THE CLIENTS RESPONSIBILITY TO ENSURE THEY REQUEST THE LATEST DESIGN REVISION.

SYMBOLS:

- PROVIDES A REFERENCE NUMBER FOR ADDITIONAL NOTATION.
- HIGHLIGHTS SPECIFIC MANUFACTURING INFORMATION.
- HIGHLIGHTS A HAZARD & OR A RESIDUAL RISK ASSOCIATED WITH THE DESIGN RISK ASSESSMENT.

REV	DESCRIPTION	DATE	INITIALS
0	ORIGINAL ISSUE.	26.09.23	SR

DESIGNED	CHECKED	APPROVED
S. Ridley	S. Ridley	S. Ridley
26.09.23	26.09.23	26.09.23

DRAWING STATUS

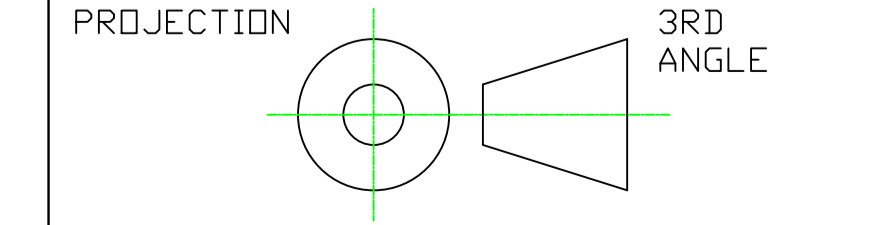
CLIENT ISSUE

TITLE

GENERAL OVERVIEW
Mistral Commander

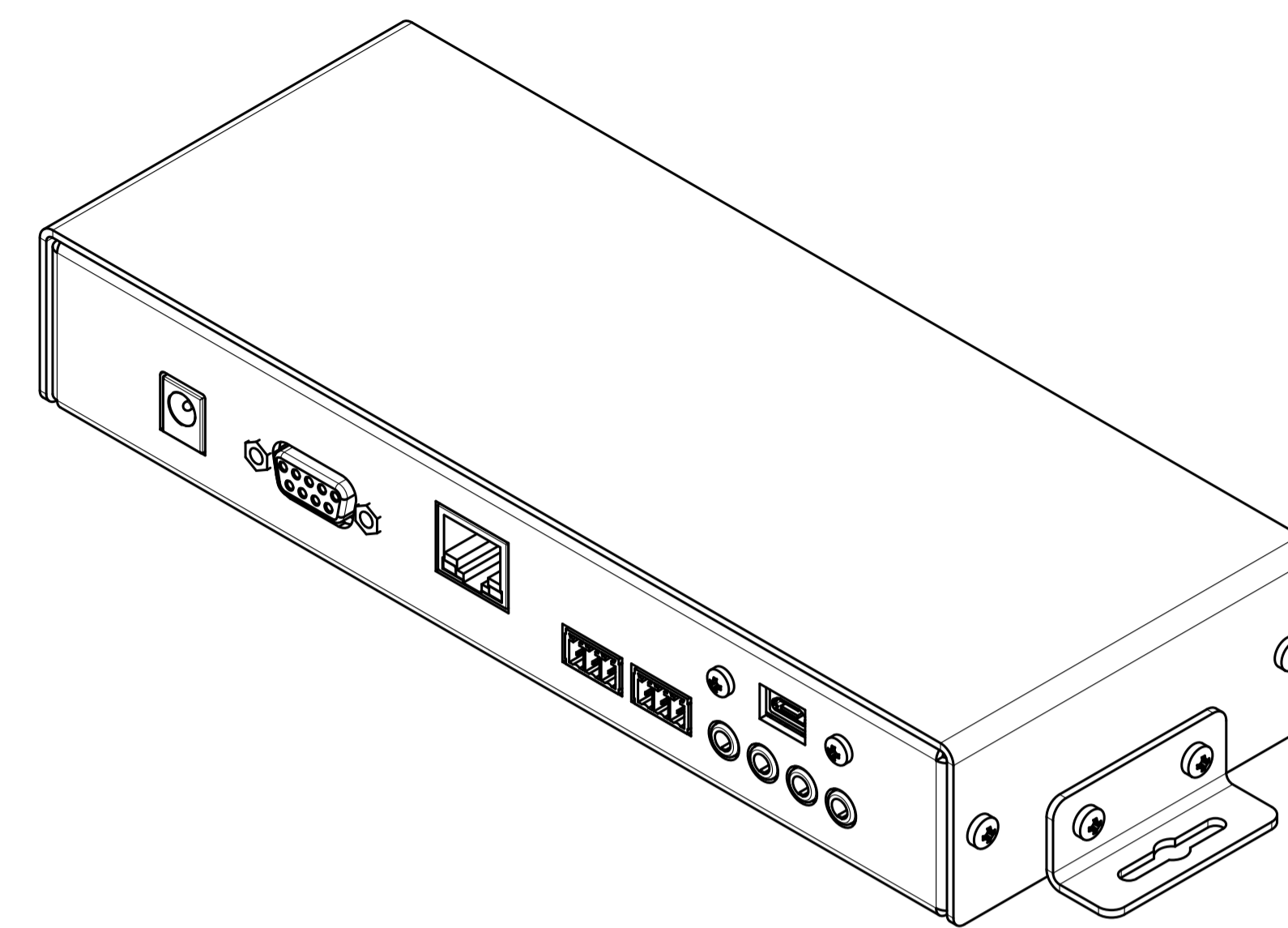
PART NUMBER

[DT-M-C2]




DRAWING No.
DR-01

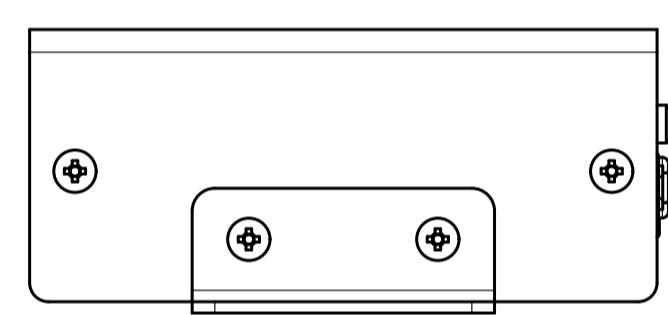
REV No.
0



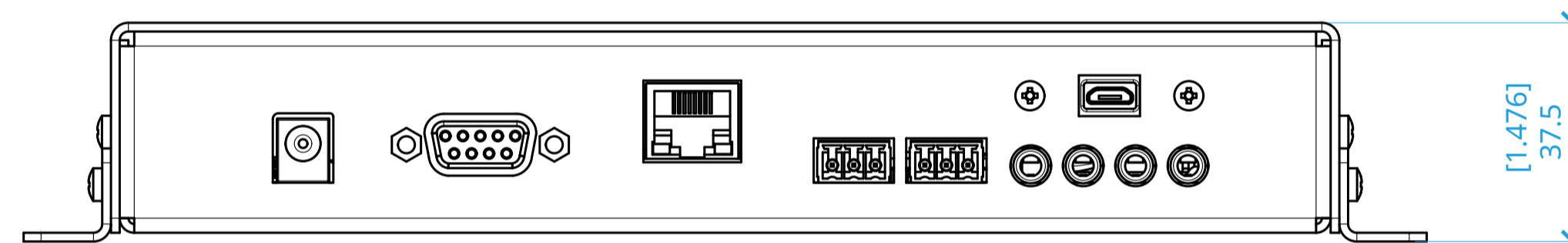
Isometric
1:1



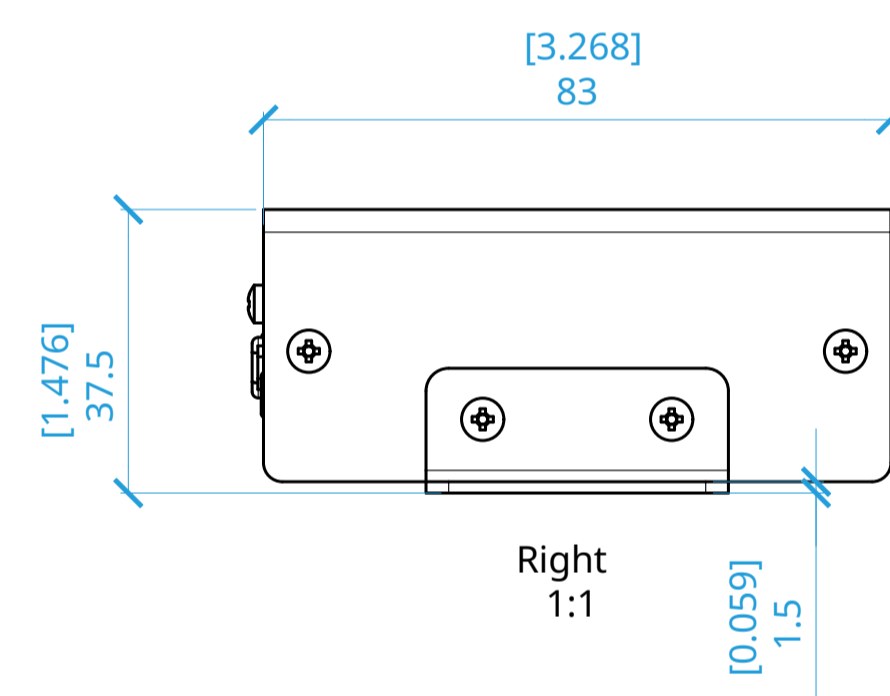
Top
1:1




Left
1:1



Front
1:1



Right
1:1



Bottom
1:1