

# **EURO** **LADDER** **SYSTEMS**



**PRO**  
**CATALOG**  
**2021**

# ALTA MT

350 LBS | MULTIPURPOSE | SNAP LOCKING | OSHA + ANSI COMPLIANT



1. STURDY PALM BUTTONS
2. REVOLUTIONARY SNAP LOCKS
3. AEROSPACE GRADE ALUMINIUM
4. TIG WELDED RIBBED RUNGS
5. WIDE-FLARED BASE
6. ANTISKID RUBBER FEET
7. TIP & GLIDE WHEEL KIT



## PALM BUTTONS

Securely lock the ladder in the storage A-frame & wall support with self auto locking



## SNAP LOCKS

Quickly adjust and fasten the ladder at the desired height with self auto locking



## TIP & GLIDE WHEEL KIT

Hassle free Tip & drag the ladder to the desired Job site

\*Available in three sizes  
\*All images are raw unedited





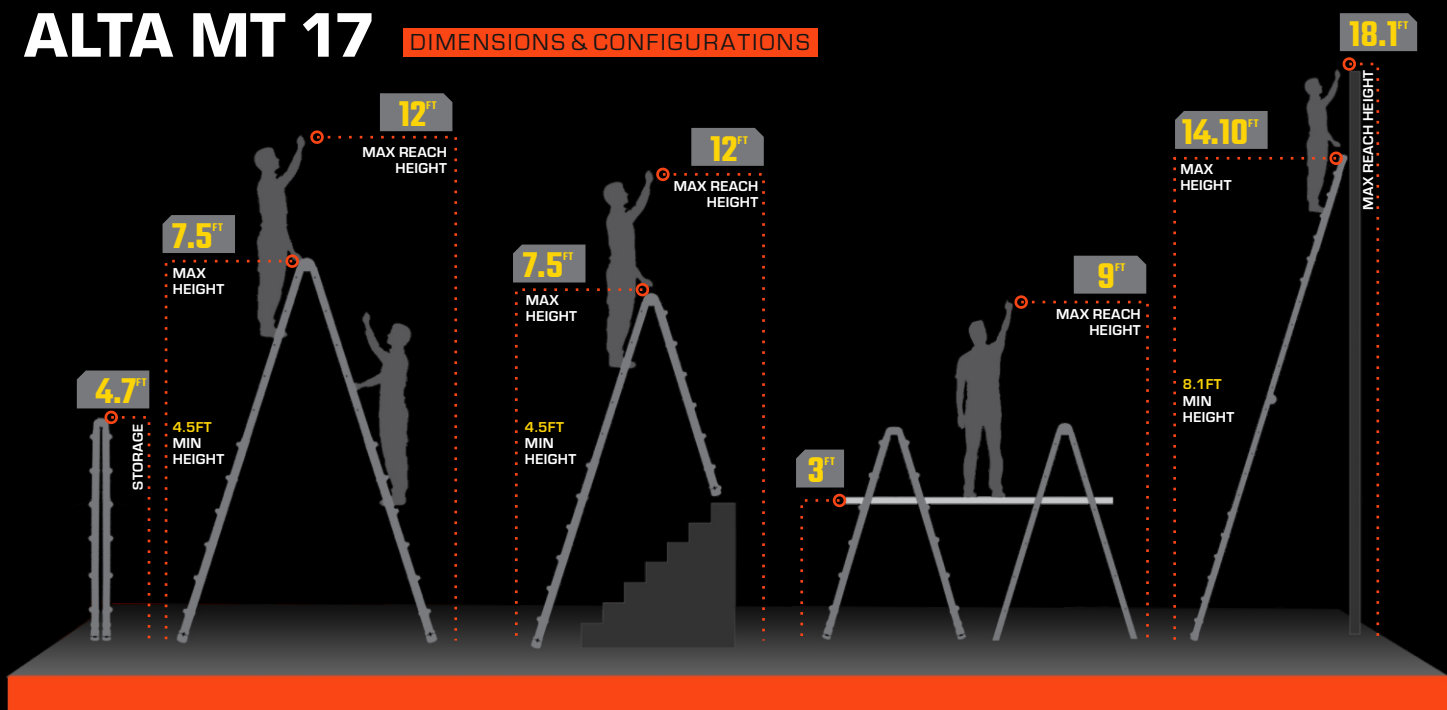
# ONE LADDER THAT DOES IT ALL



PART NUMBER	MODEL	STORAGE HEIGHT (A)	STORAGE DEPTH (A)	STEP LADDER SIZE MIN (B)	STEP LADDER SIZE MAX (C)	BASE WIDTH (L1)	SPREAD MIN-MAX (L2-L3)	EXTENSION SIZE MIN (D)	EXTENSION SIZE MIN (E)	WEIGHT
10017	MT-17	4.7 FT	8.3 IN	4.5 FT	7.5 FT			8.10 FT	14.10 FT	
10022	MT-22	5.7 FT	8.3 IN	5.5 FT	9.5 FT			10.10 FT	18.10 FT	
10026	MT-26	6.7 FT	8.3 IN	6.5 FT	11.5 FT			12.10 FT	22.10 FT	
100117	MTX-17	9.7 FT	8.3 IN	9.5 FT	17 FT			NA	NA	

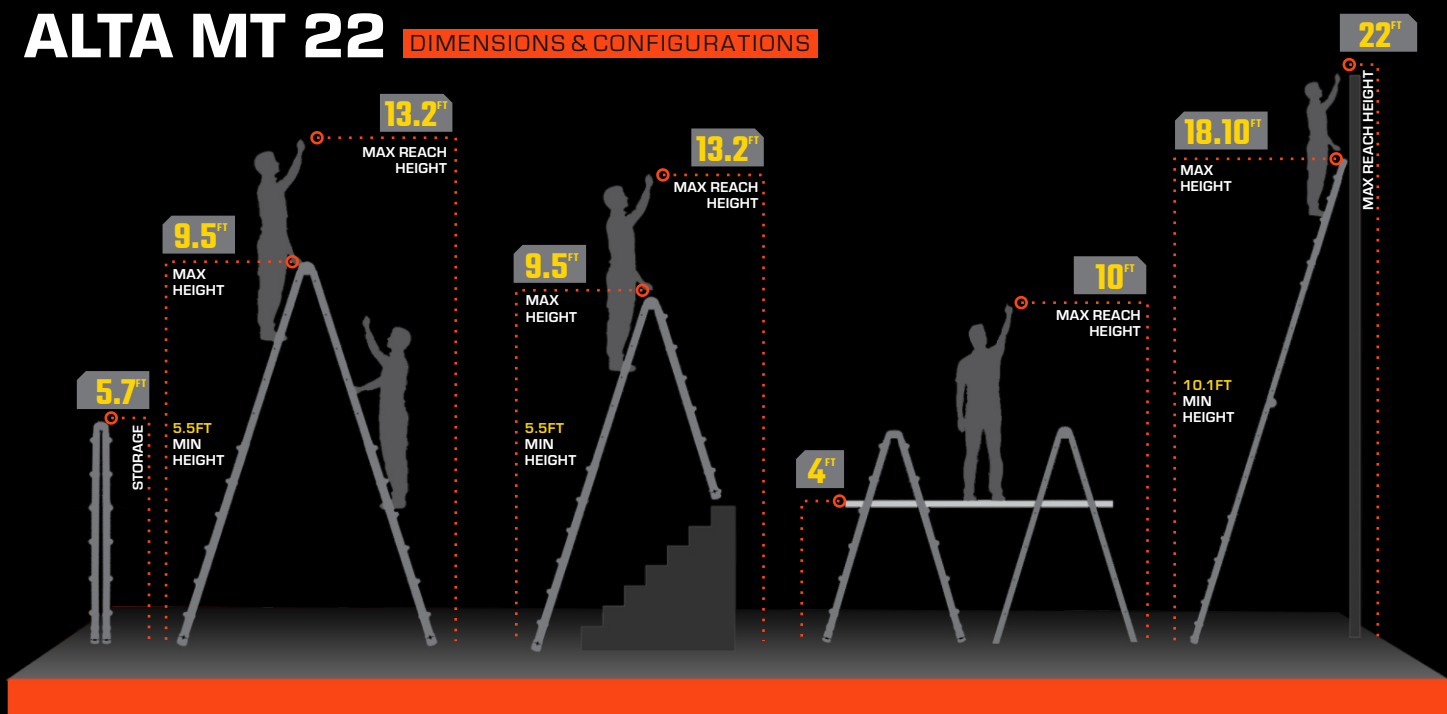
# ALTA MT 17

## DIMENSIONS & CONFIGURATIONS



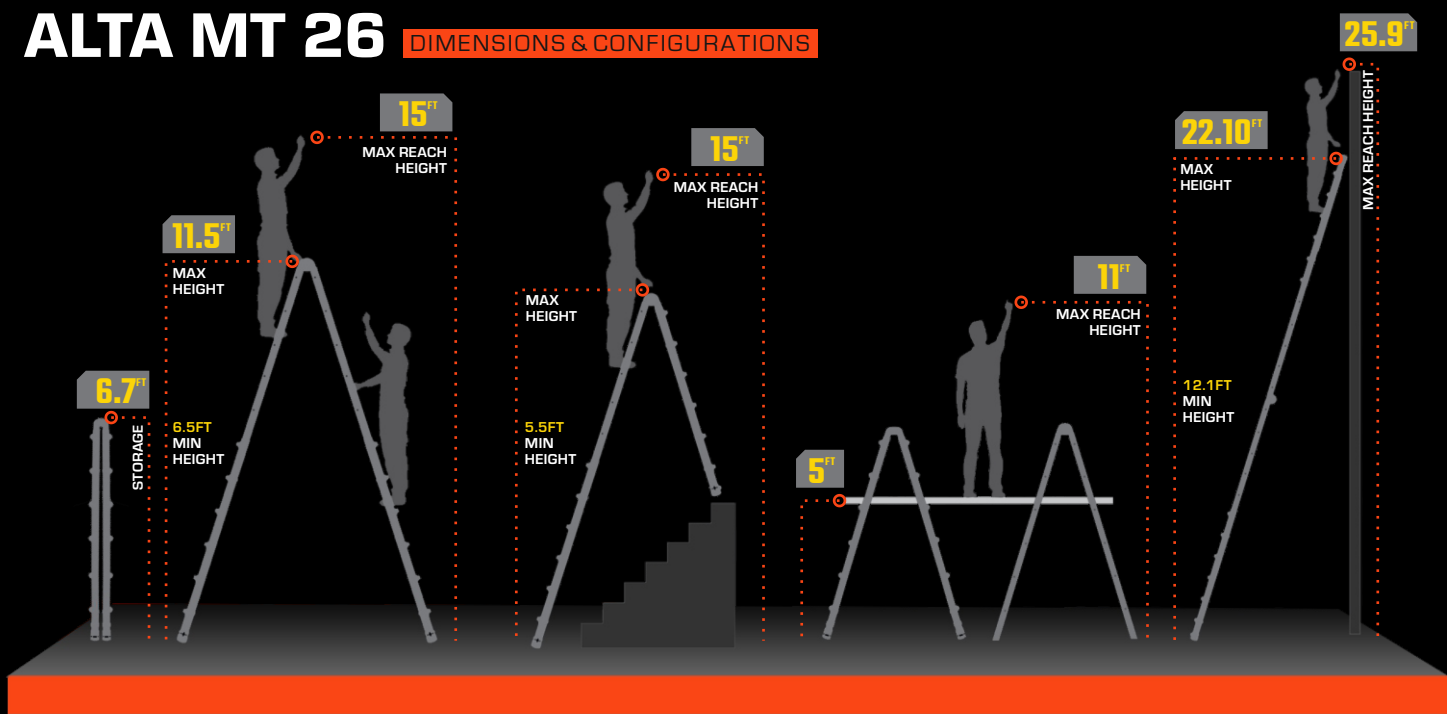
# ALTA MT 22

## DIMENSIONS & CONFIGURATIONS



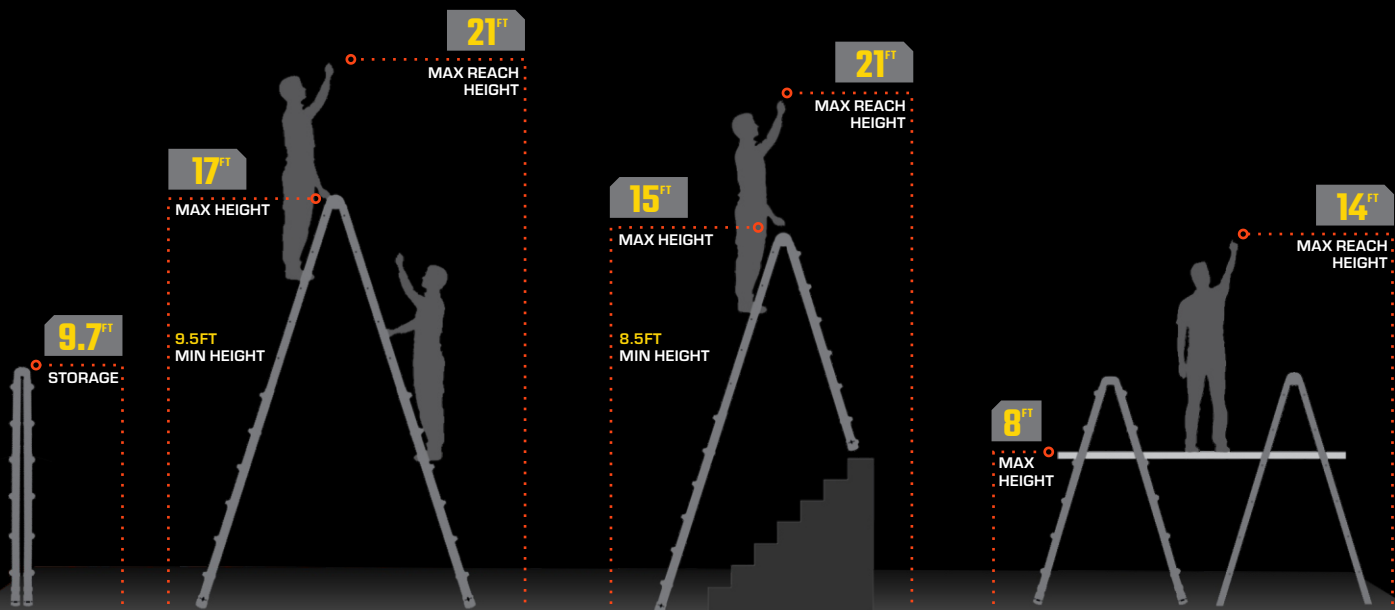
# ALTA MT 26

## DIMENSIONS & CONFIGURATIONS



# ATLA MTX-17

## DIMENSIONS & CONFIGURATIONS



## MTX-17

