



Create your own handmade




## Fabric Clam Decoration!

Team interfacing with a selection of pretty fabrics to create this simple, yet striking handmade decoration that can be filled with sweet treats!


**You will need...**

Decovil 1, Bondaweb, Christmas Fabric, Ribbon,

### Fabric Clam Decoration by Sheila King, Vlieseline Design Studio



Draw three ovals onto the back of the Decovil and cut out.



Adhesive side down, fuse the three stars onto the wrong side of the outer Christmas fabric.



Fuse the Bondaweb adhesive side down to the wrong side of the inner fabric.



Remove the backing paper from the Bondaweb, then fuse the inner and outer-fabrics together.



Lay inner fabric upwards so the Decovil shapes are visible, using pinking scissors carefully cut around the shapes 0.5cm away from the edge of the Decovil.



Trim a length of ribbon to 8cm and fold in half - this will be the hanging loop.



Place two shapes together with wrong sides facing. With a straight machine stitch neatly join together by sewing along the edge of the two Decovil shapes.



Place the remaining oval shape onto the two seamed pieces. With the wrong sides together stitch the third Decovil shape along the edge, positioning the stitching neatly along the edge of the Decovil. You will have to hold back the upper shape away from the stitching line to achieve this.



Refresh the clam and with a steam iron just free steam to achieve a nice and smooth shape. Insert the ribbon loop into the top of the clam and stitch securely into place to finish the decoration.



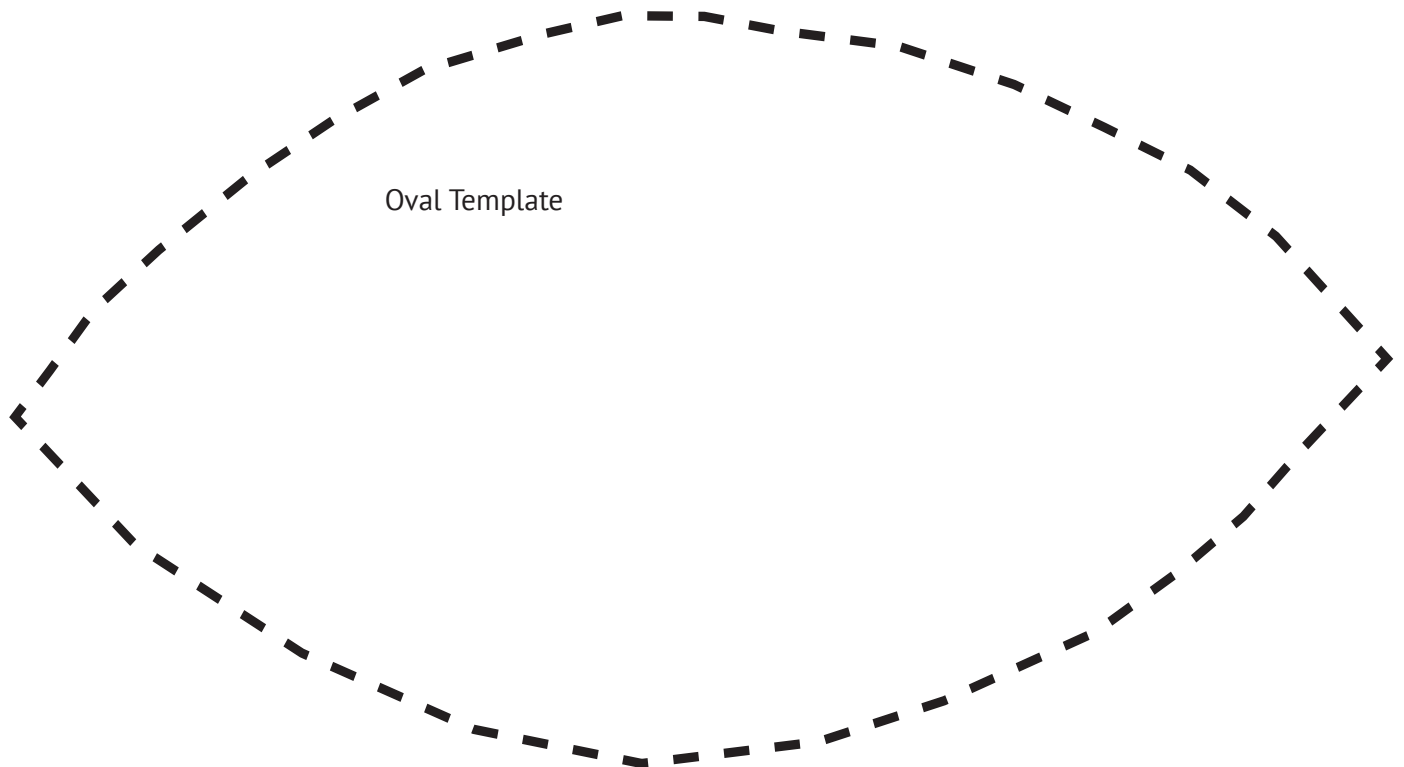
Press the upper and lower points to squeeze them together to open the clam - fill with a selection of sweet treats and and enjoy!

**For more projects,  
how-to guides and  
product information  
visit the new website  
[www.vlieseline.com](http://www.vlieseline.com)**

# Fabric Clam Decoration



Trace this template and use to cut neat oval shapes from Vlieseline Decovil 1 to create your own pretty festive ornaments.



Learn more about the full range of Vlieseline products including fusible and sew-in interlinings, waddings, creative ranges and much more at the new look website

[www.vlieseline.com](http://www.vlieseline.com)