

Durable Lighting Made for Industrial Safety



Explosion Proof LED Canopy Light
CPA Series

**HAZ
ATEX**



Product Description

Available in a slim and sleek design, the CPA Series LED Canopy Light is a high-performance outdoor lighting fixture applicable to any hazardous areas including industrial or commercial premise but most particularly to gas stations.

With rugged aluminum housing and fin-shaped heat sink, it is designed to perform in high ambient temperatures up to +60°C and as low as -40°C.

Moreover, this fixture rated as an IP66 (a requirement for dust and moisture resistance) makes it suitable even to damp locations.

Features

- **Dimming** - Non-dimming is standard. Dimming can also be achieved through the MeanWell power supply.
- **High efficiency** - Up to 130 lumens per watt.
- **Thermal heat dissipation** - The canopy light comes with an professional fin-shaped heat sink made of aluminium for dissipating the heat that is produced during its operation.
- **Ultra wide angle lens** - The 120-degree beam angle neither is too wide to illuminate huge spaces nor is too narrow to leave dark spots in the area. This kind of beam angle works best for low-ceilings.
- **Low maintenance cost** - The high quality 3030 LED has a long lifespan of not less than 50,000 hours.

Compliance

IECEx Standard:

Ex ec op is IIC T6/T5/T4/T3 Gc

Ex op is tb IIIC T80°C/T95°C/T130°C/T195°C Db

Zone 2, 21, 22

ABS certified

UL 1598

UL 8750 LED Safety

IP66



Application

- Gas Station
- Indoor Parking Lot
- High Bay Carport
- Underpass
- Loading Dock
- Heavy Industrials Storage Facility
- Paper mills
- Wastewater Treatment Plants
- Chemical Processing Facility
- Petrochemical Processing Facility
- Food and Alcohol industry

Technical Parameter

• Electrical

Specification	EX-40W CPA**D120*	EX-60W CPA**D120*	EX-80W CPA**D120*	EX-150W CPA**D120*
Rated Power	40W	60W	80W	150W
Input Voltage	100-277VAC, 50/60Hz / 12VDC / 36VDC			
Power Factor	> 0.9			

• Optical

Specification	EX-40W CPA**D120*	EX-60W CPA**D120*	EX-80W CPA**D120*	EX-150W CPA**D120*
Lumen Output	4,200lm	7,800lm	10,400lm	19,500lm
Lumens Per Watt	130lm/W			
CCT	2700K-7000K			
CRI	> 70			
LED Type	3030			
Beam Angle	120°			
Dimming	Non-dimming (Standard) / Dimming (Optional)			

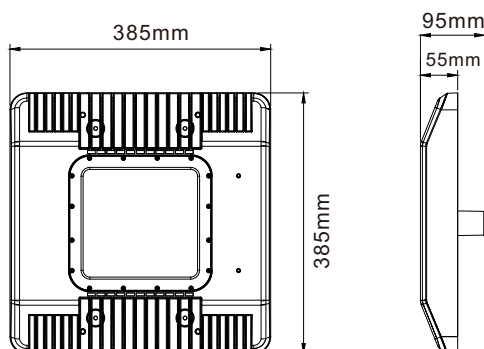
• Environmental

Specification	EX-40W CPA**D120*	EX-60W CPA**D120*	EX-80W CPA**D120*	EX-150W CPA**D120*
Ambient Temperature	100-277VAC: -40°C to +40°C (T6/T80°C) -40°C to +60°C (T5/T95°C) 12VDC: -40°C to +60°C (T3/T195°C) 36VDC: -40°C to +40°C (T4/T130°C) -40°C to +60°C (T3/T195°C)		100-277VAC: -40°C to +40°C (T4/T130°C) 12VDC: -40°C to +60°C (T3/T195°C) 36VDC: -40°C to +40°C (T4/T130°C) -40°C to +60°C (T3/T195°C)	100-277VAC: -40°C to +40°C (T4/T130°C) -40°C to +60°C (T3/T195°C) 12VDC: -40°C to +60°C (T3/T195°C) 36VDC: -40°C to +60°C (T3/T195°C)

• Mechanical

Specification	EX-40W CPA**D120*	EX-60W CPA**D120*	EX-80W CPA**D120*	EX-150W CPA**D120*
Housing Material	Aluminium alloy ADC12			
Diffuser	Toughened glass			
Fixture Color	White			
Protection	IP66			
Mounting	Pole, Rope Pendant			
Maintenance	When cleaning wipe with wet non-fiber cloth or sponge			

Product Dimensions

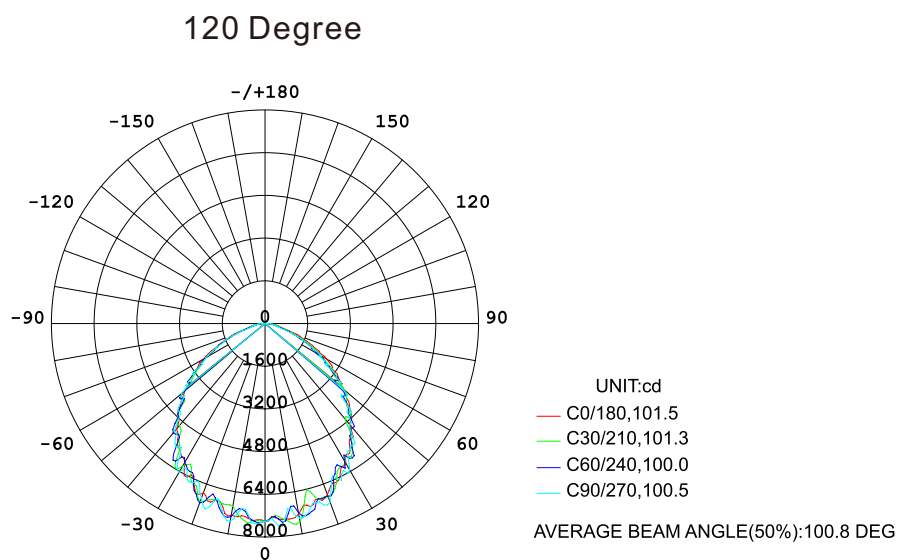


• Packing Information

Model	Net Weight*	Gross Weight*	Quantity/Carton	Package Dimensions (LxWxH)
CPA series	4.00kg	6.00kg	1 pieces	470x470x120mm

Notice: The standard packing list contains the canopy light and safety rope. Any other accessories mentioned in the mounting methods in page 6 are not included.

Photometric



Ordering Guide

EX - *W CPA * * * *

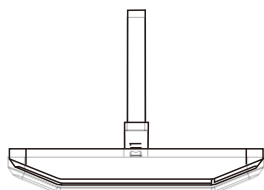
1 2 3 4 5 6 7

1. Product Category	2. Wattage Value	3. Model Series
EX: Explosion proof product	Can be: 40/60/80/150	CPA series

4. Dimming Option	5. Color Temperature	6. Beam Angle	7. Long Lens Cover Optional
Can be: N: non-dimmable D: dimmable	Can be 27 to 70, denotes 2700K to 7000K	D120: 120 degree	Blank: with no long lens C: with long lens cover

Mounting Methods and Accessories

• Option 1: Pole Mounting



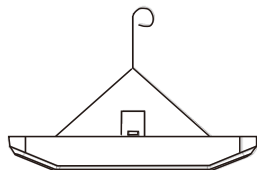
• Accessory



Pole*
Ex-Straight Pipe

* The pole is not included in the package.
It needs to be ordered separately.

• Option 2: Rope Pendant Mounting



• Accessory



Steel Sling**

** The image of steel sling is only for reference.
Steel sling is not included in the package and
needs to be ordered separately. Manufacturer
can assist customers in equipping the required
lifting slings.