


INSTRUCTION MANUAL

AQUATUNE



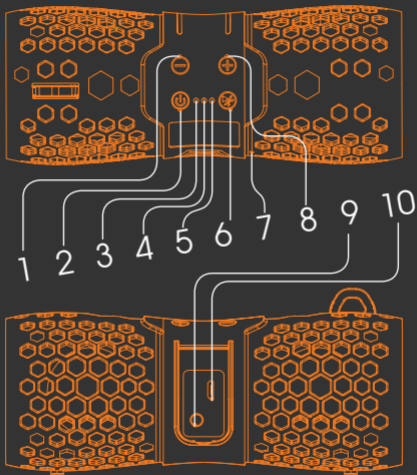
SHOPYATRA.COM

5712 Interface	1
9612/12610 Interface	3
Power	4
Pairing / AUX	5
Listen	6
Making Calls	7
Charging	8
Troubleshooting	9
Waterproof/Safety	10
Specifications	11



5712 INTERFACE

Previous/Volume	1
ON/OFF Button	2
Blue LED (Bluetooth) / Red LED (Charging)	3
Play/Pause/Phone	4
MIC	5
Next/Volume +	6
Micro USB Charging Port	7




9612/12610 INTERFACE

Previous/Volume -	1
ON/OFF Button	2
Blue LED (Bluetooth)	3
Red LED (Charging)	4
Green LED (AUX/Charging Complete)	5
Play/Pause/Phone	6
MIC	7
Next/Volume +	8
AUX in Port	9
Micro USB Charging Port	10


POWER

Powering On

For the best powering, fully charge device before use.

To power on, Press and Hold  for 2 seconds until the Blue LED starts to flash.

Powering Off

Press and Hold  for 2 seconds until all LEDs are no longer illuminated.

PAIRING / AUX

Bluetooth Pairing

The unit will automatically go into "Pairing Mode" when it is powered on. Go into your Bluetooth device settings and look for '5712 / 9612 /12610'.

The unit will then re-connect automatically when the device is in range. Note: Bluetooth timeout is 10 minutes.

Aux-In

Plug in supplied 3.5mm cable into the unit. The other end is connected to your device. The Green LED will illuminate when 'Aux' mode is activated.

Note: Be aware of the volume level on your device. (9612 & 12610 only)

LISTEN

Listen To Music

Press  to start playing music

Press and hold  2 seconds to play next track

Press and hold  2 seconds to play previous track

Press either  or  for volume control

MAKING CALLS

When the unit is connected and paired to your device, the unit allows you to make or receive phone calls with its built-in microphone.

To accept calls or end calls press .

To reject a call, press and hold  for 2 seconds.

CHARGING

Attach the USB cable to the unit, and plug into any USB charger. If the unit is completely discharged, it will take approximately 3 hours to fully charge. The Red LED will illuminate during charging, when it has completed, the Red LED will turn off.

Note: The unit will notify with a beep when the battery is low and recharging will be recommended.

TROUBLESHOOTING

Unit doesn't connect to device.

Speaker needs to be connected/re-paired to device.

A tone is heard every few seconds.

Speaker needs to be charged.

Unit will not power on.

Speaker needs to be charged.

Unit doesn't control track(s)/volume.

Speaker needs to be in Bluetooth mode for full control.

Unit distorts at high volume.

The devices' volume needs to be lowered.

WATERPROOF/SAFETY

IPX6: Protected against high pressure water stream from any angle.

IPX7: Protected against water immersion for up to 30 minutes at a depth of up to 3 feet.

SPECIFICATIONS

Supported Profiles: A2DP, HFP, AVRCP

Bluetooth Range: 33ft (10m)

Battery: Li-Ion 3.7v, 2000mAh (9612/1261),

Li-Ion 3.7v, 1000mAh (5712)



YATRA™

SHOPYATRA.COM