

FOIL DTF

● Product Code: FDT

■ PRODUCT INFORMATION







Implementation of Stamping Foil effects with DTF printer.

- Stamping Foil type finish.
- Small designs and letters available.
- No need to weed or cut.
- Hold the patented coating technology.
- Splendid brightness.
- Eye-catching color and pattern.
- Various colors available.

■ MATERIAL SPECIFICATION

- * Composition: Foil
- * Thickness: 103 ± 8µm
- * Standard roll size: 500mm x 100M

■ PRINTING & TRANSFER CONDITIONS

 Ink Type	 Temperature	 Time	 Peel
Water Base ink for DTF	160°C~165°C / 320°F~329°F	10 seconds	Completely Cold






■ HOW TO USE

1. Print directly onto the printable side.
2. Apply hotmelt powder on the printed images.
3. Shake off the excess hotmelt powder well.
4. Melt the hotmelt powder in the oven.
5. Set a heat press to 160°C~165°C.
6. Apply medium and even pressure across your transfer.
6. Press for 10 seconds.
7. Peel the DTF Film when it is completely Cold.

NB: Depending on the specification or setting of a DTF machine, different printing results may come out.

We highly recommend performing a test before proceeding with standard production.

■ WASHING CONDITIONS Washing Machine: LG Drum / Detergent: Persil Liquid

 Washing	 Water Temp.	 Tumble Dry	 Iron	 Bleach
Wool	Cold	Avoid	Inside Out	Not Allowed

NB: It is recommended to wait at least 24hours after the heat pressing before a first washing.

■ STORAGE CONDITIONS

- * Temperature: Less than 25°C (±3°C)
- * Relative Humidity: 30% (±20%)
- * Keep out of direct sunlight.

■ SUITABLE FOR

- * 100% Cotton or 100% Polyester
- * Mixtures of polyester/cotton
- * Acrylic and similar fabrics
- * Not suitable for Nylon or Coated Fabrics