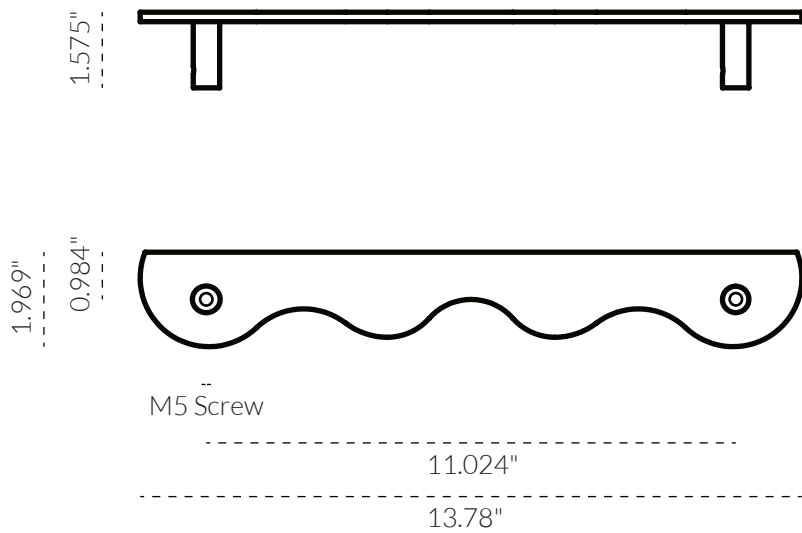

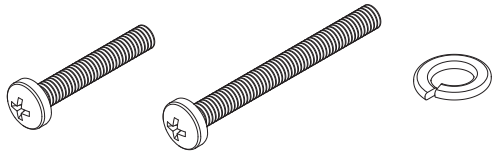








KARU PULL LARGE

TECH SPEC

SPECIFICATIONS



FINISH	SKU	FIXINGS ALSO INCLUDED
 Natural Brass	4074-350-US4	<ul style="list-style-type: none"> - 2x M5 * 0.984" Screw - 2x M5 * 1.575" Screw - 2x M5 Spring Washer 
 Aged Brass	4074-350-AB	
 Tumbled Brass	4074-350-TB	
 Bronze	4074-350-BR	
 Brushed Nickel	4074-350-BN	
 Matte Black	4074-350-US19	
 Matte White	4074-350-W	

CARE INSTRUCTIONS

Wipe with damp cloth and avoid using any chemicals.