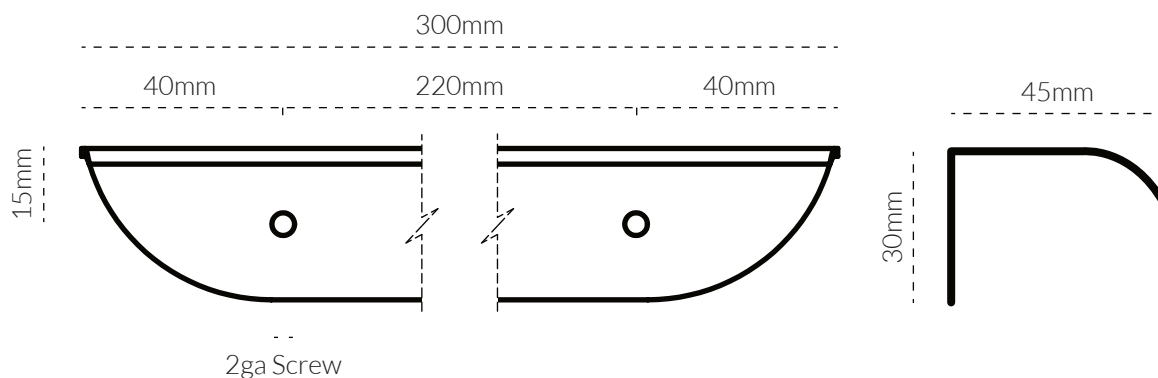



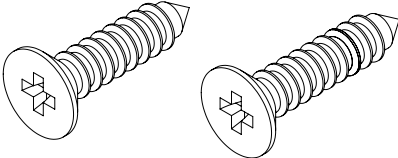









CARLISLE PULL LARGE 300MM

TECH SPEC

SPECIFICATIONS



FINISH	SKU	FIXINGS ALSO INCLUDED
 Natural Brass	4045-300-US4	- 2x 2ga * 15mm Timber Screw - 2x 2ga * 20mm Timber Screw 
 Aged Brass	4045-300-AB	
 Tumbled Brass	4045-300-TB	
 Bronze	4045-300-BR	
 Brushed Nickel	4045-300-BN	
 Tumbled Nickel	4045-300-TN	
 Matte Black	4045-300-US19	
 Matte White	4045-300-W	

CARE INSTRUCTIONS

Wipe with damp cloth and avoid using any chemicals.