



INSTRUCTIONS







Print the two pages of this document single-sided at 100% size with no scaling for accurate measurements.

Cut all of the strips leaving the grey tabs on the edges.

To create your measuring tape, place the grey tab beneath the previous strip and glue or tape into place.

Compare your measurements to our size chart found at superfithero.com/sizechart to find your Super-fit!

SUPERFITHERO





SUPERFIT**HERO**

