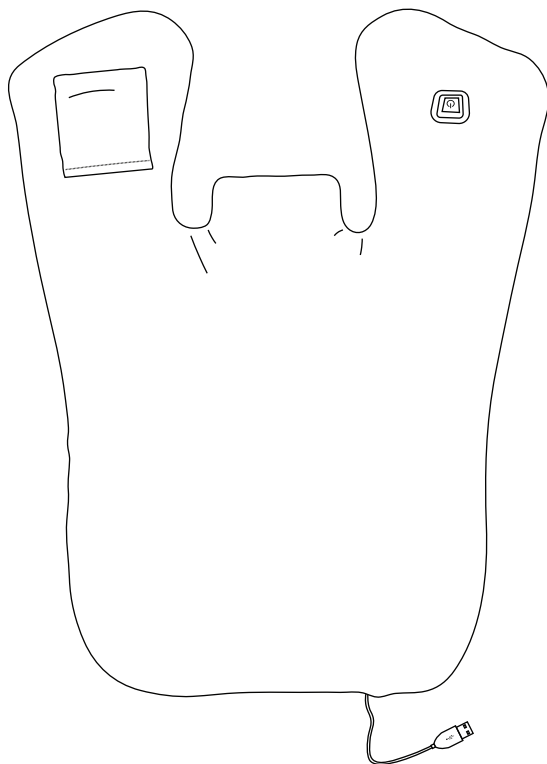


# naeo

DIFFUSING WELLNESS

## VIBRATING HEATED MASSAGE WRAP



Please read this manual carefully and keep it in a safe place.

## WARNING

- This appliance can be used by children aged 8 years and over and by persons with reduced physical, sensory or mental capacity, or those with a lack of experience and knowledge, if they have been given supervision or instruction concerning use of the appliance in a safe way and understand the hazards involved.
- The vibrating massage wrap must not be used by people who are sensitive to heat or anyone who is unable to properly operate the controls.
- Children must not play with the appliance. The appliance must not be cleaned or maintained by unsupervised children.
- Do not use the vibrating massage wrap if the fabric cover is damaged.
- Do not insert any object or flammable material into the vibrating massage wrap. This may lead to an electric shock, breakdown or risk of fire.
- Do not cover the vibrating massage wrap during use. This may cause the motor to increase in temperature and result in a breakdown or fire.
- Immediately stop the appliance if you experience any discomfort.
- This appliance is not intended for self-diagnosis or the self-treatment of diseases that should be treated by a qualified therapist.
- Anyone taking medication or suffering from a medical disorder must consult their doctor prior to using the appliance. Do not use this product if you feel unwell or if you are pregnant.
- This appliance is only to be used with the supplied power adaptor. Adaptor model number: XSC-0502000SUKU.
- ALWAYS unplug the unit from the electrical outlet immediately after using and before cleaning.
- DO NOT reach for and unit that has fallen into water. Unplug it immediately.
- An appliance should NEVER be left unattended when plugged in. Unplug from power source when not in use and before putting on or taking off parts or attachments.
- Close supervision is necessary when this unit is used by, on or near children, invalids or disabled persons.
- DO NOT use outdoors.

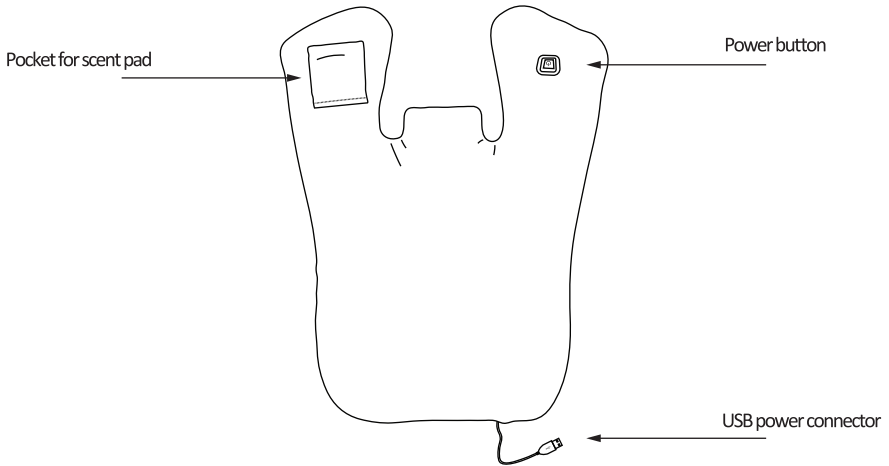
## WARNING

- Use this unit only for its intended use as described in this manual. DO NOT use attachment not recommended; specifically, any attachment not provided with the unit.
- DO NOT carry this unit by the supply cord or use the cord as a handle.
- NEVER operate this unit if it has a damaged cord or plug, if it is not working properly, if it has been dropped or damaged, or dropped into water.
- Keep cord away from heated surfaces.
- DO NOT operate under a blanket or pillow. Excessive heating can occur and cause fire, electrocution or injury to person.
- To disconnect, long press on the power button, then remove plug from power source.
- Use the heated surface carefully. It may cause serious burns. DO NOT use over insensitive skin areas or in the presence of poor circulation. The unattended use of heat by children or incapacitated persons may be dangerous.
- Consult your doctor prior to using this product, if:
  - you are pregnant,
  - you have a pacemaker,
  - you have any concerns regarding your health.
- Extensive use to the product could lead to the product's excessive heating and shorter life. Should this occur, discontinue use and allow the unit to cool before operating.
- NEVER use this product directly on swollen or inflamed areas or skin eruptions.
- This product should NEVER be used by individuals suffering from any physical ailment that would limit the user's capacity to operating the controls.
- If the supply cord is damaged, the manufacturer, its service agent or similarly qualified person must replace it, in order to avoid any hazard.

Intended use: This product is not intended for medical use. It is designed as a non-professional device for comfort and relaxation.

The manufacturer is not responsible for any damage caused by improper use.

## DETAILED DIAGRAM OF THE COMPONENTS



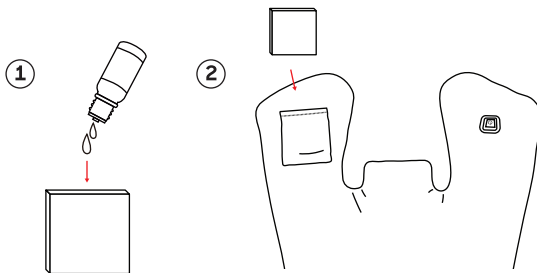
## OPERATION

1. Insert the USB connector into a 5V/2A power source, such as a USB wall adapter (included) and plug into an electrical outlet.
2. Long press (3 secs) the Power button once to turn the appliance on. Heat will be enabled and the LED indicator on the Power button will turn red.
3. Press the Power button once to switch to high vibration only. The LED indicator will turn blue.
4. Press the Power button a 2nd time to switch to low vibration + heat mode. The LED indicator will turn green.
5. Long press (3 secs) the Power button again to turn the appliance off.

LED Indicator	
● Solid RED	Heat Only
● Solid BLUE	High Vibration
● Solid GREEN	Low Vibration+Heat
○ OFF	Powered Off

**Note:** Automatic switch-off time. The massage wrap is equipped with an automatic switch-off function. The entire device will automatically turn off approx. 45 minutes after the initial use.

### Using the aromatherapy scent pad



### Before powering the massage wrap on:

1. Place a few drops of essential oil (not included) onto the included scent pad.
2. Insert the scent pad to the pocket of the vibrating heated massager wrap.



## CARE AND MAINTENANCE

### Cleaning

- Turn off and unplug the massage wrap from the power source. Let it cool down.
- Wipe down every surface on the wrap's fabric with a damp (not wet) cloth or sponge.
- Air dry until completely dry.
- The inner scent pad may be machine washed.
- Avoid using concentrated soap, such as dish soap, as it will be very difficult to clean from the wrap once applied.
- DO NOT use any abrasive cleaners or chemicals on the wrap.

 To reduce the risk of electric shock or injury:

- NEVER immerse the massage wrap in water.
- DO NOT allow any liquid or cleaning solution to come into direct contact with the USB connector.

### Storage

- Turn off and unplug the massage wrap from the power source. Let it cool down.
- Store the wrap in a cool, dry location, away from sources of water, heat, wind or sunshine.
- The wrap is best stored in an airtight box (not included) to keep it free of dust.

## TECHNICAL SPECIFICATIONS

- Model: GD-W09 Vibrating massage wrap
- Item code: BD-GD013
- Input power supply: 5V --- 2.0A
- AC adapter model number: XSC-0502000SUKU
- Dimensions (approx): 70\*58\*1.5cm



Correct disposal of this product. This marking indicates that this product should not be disposed with other household wastes throughout the EU. To prevent possible harm to the environment or human health from uncontrolled waste disposal, recycle it responsibly to promote the sustainable reuse of material resources. To return your used device, please use the return and collection systems or contact the retailer where the product was purchased. They can take this product for environmentally safe recycling.



Everview Trading Ltd, 5 West Victoria Dock Road, DUNDEE, DD1 3JT, UK  
Green Delta Ltd c/o SEDIS Logistics, 7 Rue des Sablières, 7522 Blandain, Belgium  
Made in China

### **This appliance complies with the below listed EU Directives**

2014/30/ EU Electromagnetic Compatibility Directive  
2014/35/ EU Low Voltage Directive  
2011/65/ EU Restriction of Hazardous Substances  
2009/125/EC Eco-design Directive

This complete declaration of conformity is available upon request for relevant enquiries