



# Automotive & Powersports THE FACTS ABOUT YOUR INTAKE & AIR

## ISO 5011 Tested to Make Sure You Maximize Airflow While Still Protecting Your Engine.

**Part Number:** 75-5085, 75-5085D  
**Description:** Performance Intake Kit & Filter  
**Vehicle Applications:** 2017 Ford Powerstroke 6.7L

**Test Date:** 08/10/17  
**Test Report #:** 1, 3, 4, 6, 7

### TECHNICAL BULLETIN

There is a lot of misinformation in the marketplace. S&B publishes specific test results for each of our intakes & filters as shown below, so you can make an informed decision. Remember, improving your airflow is only good if your engine is still protected. That's the S&B difference!

#### FACT: S&B Flows 55.97% Better than Stock

In tests performed in our climate controlled laboratory according to the ISO5011 Test Standard, S&B's intake kit (and filter) had significantly lower restriction (better airflow) than the stock intake system. See the graph on the next page.

#### WATCH OUT: Some competitors over state airflow.

If they state that their filter will flow, lets say 1000 cfm, without stating at what restriction level, they are trying to mislead you.

Description	% S&B Flowed Better than Stock (tested @ 580 cfm)
S&B Intake w/ Cleanable Filter (Secondary Inlet - Open)	55.97%
S&B Intake w/ Cleanable Filter (Secondary Inlet - Closed)	46.97%
S&B Intake w/ Dry Filter (Secondary Inlet - Open)	54.86%
S&B Intake w/ Dry Filter (Secondary Inlet - Closed)	46.74%

### TEST CONDITIONS

Barometric Pressure	28.98
Airflow Setpoint	580 cfm
Relative Humidity	50
Temperature	70.2F
Type of Dust	ISO Coarse
Batch #	13240C
Dust Feed Rate (grams/minute)	16.42

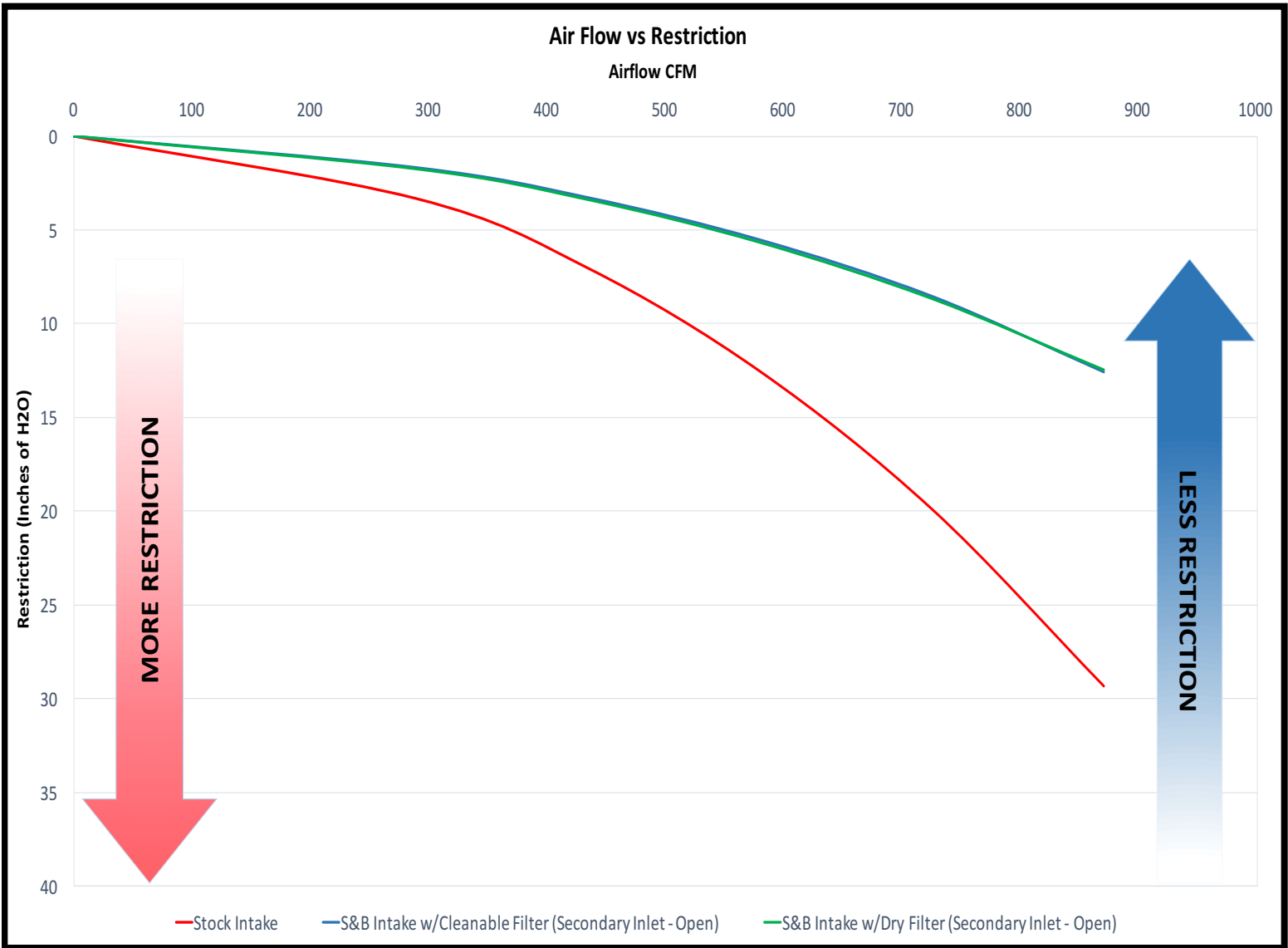
**FACT: S&B Protects Your Engine**

S&B tests at the highest rated CFM for your vehicle when determining the efficiency rate (amount of dust the filter stops), so that we can be sure that your engine will be protected.

Description	Efficiency Rate (tested @ 580 cfm)
Stock	99.74%
S&B Intake w/ Cleanable Filter	99.56%
S&B Intake w/ Dry Filter	99.73%

**WATCH OUT: Some Competitors Use the Same Efficiency Rates for Multiple Part Numbers.**

Many send one filter off to a lab to be tested at a low cfm and then publish this efficiency rate for all of their part numbers.



# Air Filter Restriction Test Report

Test #: 438  
Sample #: 1  
Filter #: FA-1927  
Housing #:  
Date Code:

Operator: SD  
Report Date: 8/10/2017  
Filter Mfg.:  
Housing Mfg.:



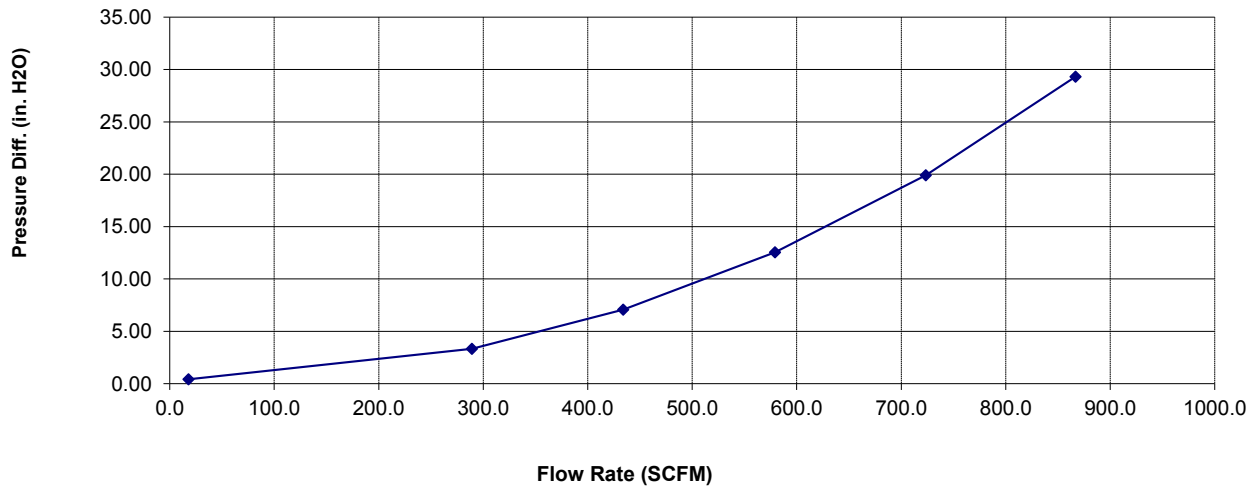
Test Description: STOCK INTAKE AND FILTER, NO SENSOR, FILTER MINDER INSTALLED, SNORKEL INSTALLED

## Test Conditions

Barometric Pressure: 28.77115 in. Hg  
Air Flow Type: SCFM  
Number of Pleats:  
Flow Direction:

Relative Humidity: 45 %  
Temperature: 67 deg. F  
Pleat Depth: in.

## Air Flow Curve



## Air Flow Curve Data

<u>Flow Rate</u>	<u>Differential Pressure</u>
18	0.42
289	3.34
434	7.06
579	12.56
724	19.90
867	29.33

# Air Filter Restriction Test Report

Test #: 438  
Sample #: 3  
Filter #: KF-1063  
Housing #: 75-5085  
Date Code:

Operator: SD  
Report Date: 8/10/2017  
Filter Mfg.:  
Housing Mfg.:



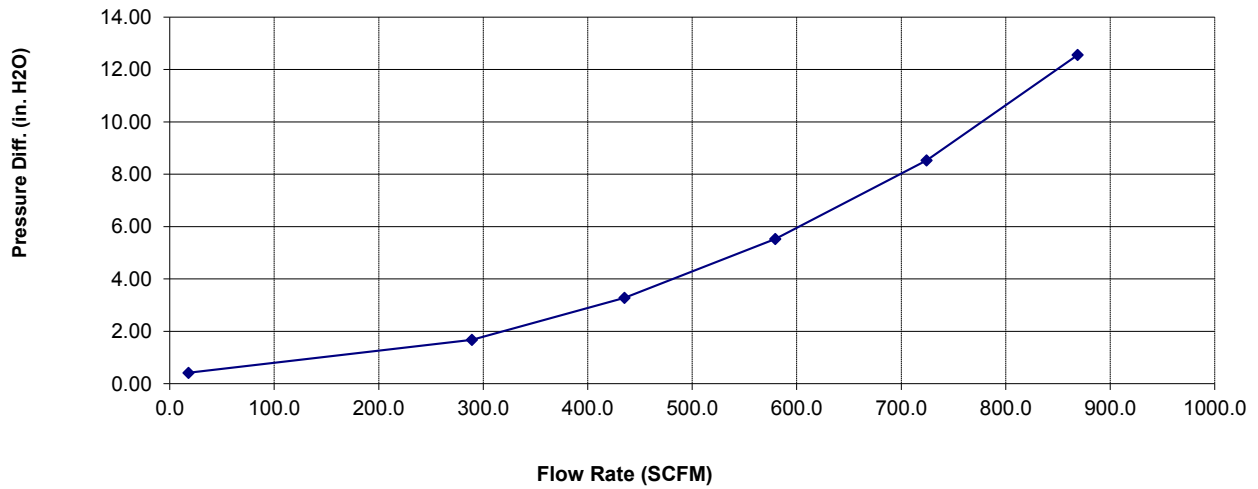
Test Description: 75-5085 PRODUCTION KIT, NO SENSOR, NO FILTER MINDER, PLUG REMOVED, KF-1063

## Test Conditions

Barometric Pressure: 28.74403 in. Hg  
Air Flow Type: SCFM  
Number of Pleats:  
Flow Direction:

Relative Humidity: 46 %  
Temperature: 67 deg. F  
Pleat Depth: in.

## Air Flow Curve



## Air Flow Curve Data

<u>Flow Rate</u>	<u>Differential Pressure</u>
18	0.42
289	1.68
435	3.28
580	5.53
724	8.53
869	12.56

# Air Filter Restriction Test Report

Test #: 438  
Sample #: 4  
Filter #: KF-1063  
Housing #: 75-5085  
Date Code:

Operator: SD  
Report Date: 8/10/2017  
Filter Mfg.:  
Housing Mfg.:



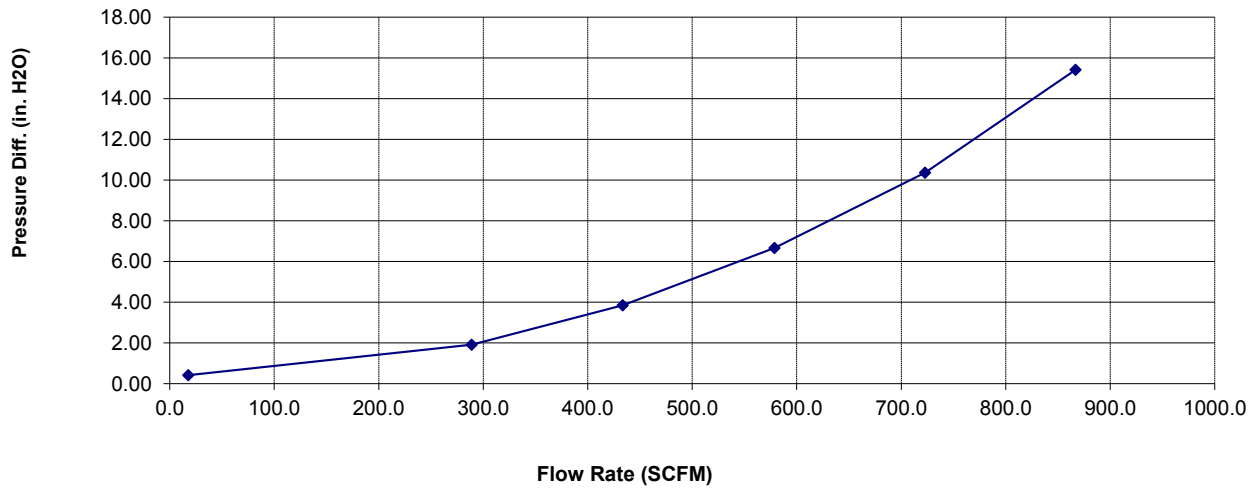
Test Description: 75-5085 PRODUCTION KIT, NO SENSOR, NO FILTER MINDER, PLUG INSTALLED, KF-1063

## Test Conditions

Barometric Pressure: 28.74038 in. Hg  
Air Flow Type: SCFM  
Number of Pleats:  
Flow Direction:

Relative Humidity: 48 %  
Temperature: 69 deg. F  
Pleat Depth: in.

## Air Flow Curve



## Air Flow Curve Data

<u>Flow Rate</u>	<u>Differential Pressure</u>
18	0.42
289	1.92
433	3.85
579	6.66
723	10.36
867	15.42

# Air Filter Restriction Test Report

Test #: 438  
Sample #: 6  
Filter #: KF-1063  
Housing #: 75-5085  
Date Code:

Operator: SD  
Report Date: 8/10/2017  
Filter Mfg.:  
Housing Mfg.:



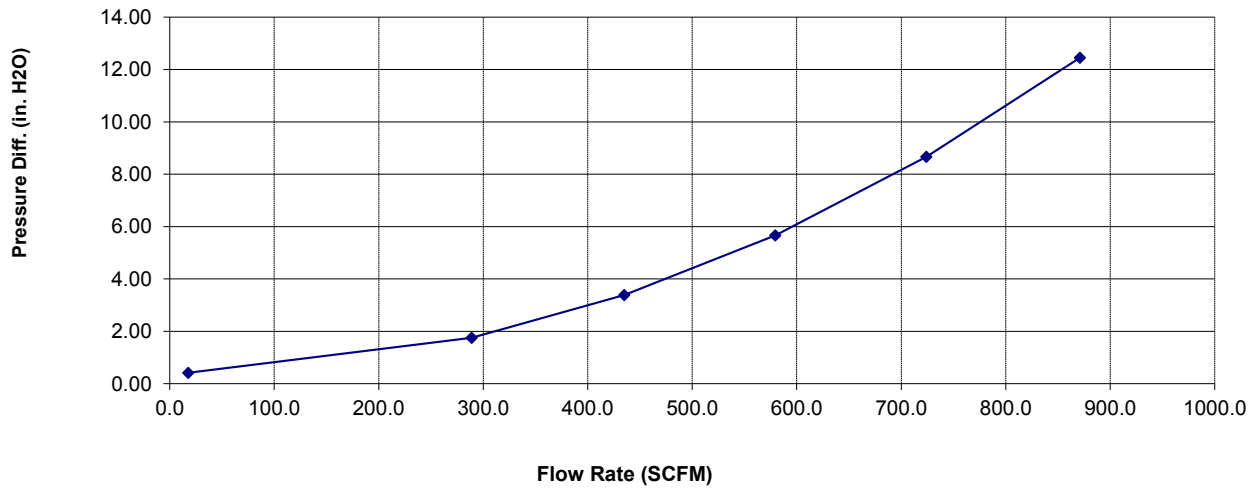
Test Description: 75-5085 PRODUCTION KIT, NO SENSOR, NO FILTER MINDER, PLUG REMOVED, KF-1063D

## Test Conditions

Barometric Pressure: 28.73108 in. Hg  
Air Flow Type: SCFM  
Number of Pleats:  
Flow Direction:

Relative Humidity: 46 %  
Temperature: 67 deg. F  
Pleat Depth: in.

## Air Flow Curve



## Air Flow Curve Data

<u>Flow Rate</u>	<u>Differential Pressure</u>
18	0.42
289	1.75
435	3.39
580	5.67
724	8.66
871	12.45

# Air Filter Restriction Test Report

Test #: 438  
Sample #: 7  
Filter #: KF-1063D  
Housing #: 75-5085  
Date Code:

Operator: SD  
Report Date: 8/10/2017  
Filter Mfg.:  
Housing Mfg.:



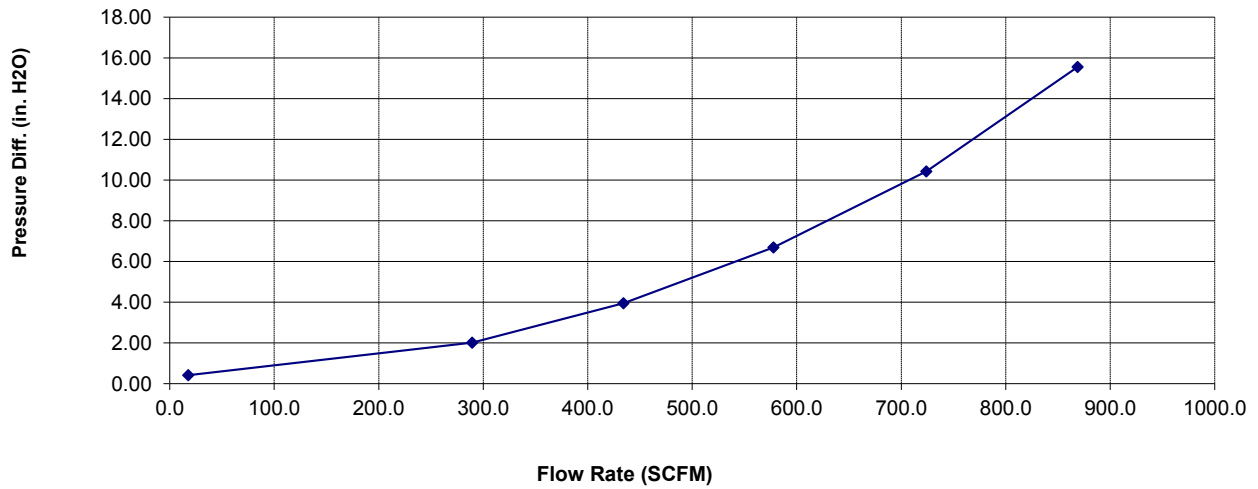
Test Description: 75-5085 PRODUCTION KIT, NO SENSOR, NO FILTER MINDER, PLUG INSTALLED, KF-1063D

## Test Conditions

Barometric Pressure: 28.72873 in. Hg  
Air Flow Type: SCFM  
Number of Pleats:  
Flow Direction:

Relative Humidity: 47 %  
Temperature: 68 deg. F  
Pleat Depth: in.

## Air Flow Curve



## Air Flow Curve Data

<u>Flow Rate</u>	<u>Differential Pressure</u>
18	0.42
289	2.02
434	3.95
578	6.69
724	10.43
869	15.56























