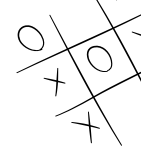








xoxo



xoxo



Thank you for choosing Milleli!

This workbook is packed with fun and educational activities that can help your toddler explore numbers, letters and lots of fun things. Let your little one bring each page to life by coloring and enjoying at home or on the go.

Don't worry if your child doesn't master a new skill in one or two tries. It took them a while to learn to walk - and look at them now - running around your house like it was a race!


Here are some helpful suggestions for using this workbook:

- Encourage your child to complete a few worksheets at a time. However, it's important not to force them and ensure that the experience remains enjoyable for them.
- Allow your child to explore the skills and activities they find most interesting. Let them skip to the sections that capture their attention and enthusiasm.
- Engage in the learning process by completing some worksheets together with your child. This not only provides valuable bonding time but also allows you to assist and support them when needed.
- Many of the activities in this workbook provide an excellent opportunity to share and express emotions. Encourage open communication by sharing your own feelings and thoughts, fostering a positive and nurturing learning environment.

Thank you again for choosing Milleli and we hope you and your child will have a great time exploring together!

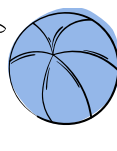



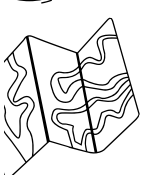

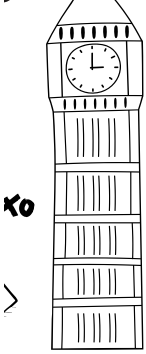

P.S

We encourage you to think of the environment. When your little one is done, don't forget to either recycle or frame their hard work!




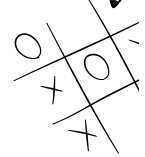
For any questions, comments and suggestions, please get in touch: [hello@milleli.com](mailto:hello@milleli.com)

If you enjoyed the workbook and want to share your experience, your review would mean a lot :)





xoxo



xoxo



# What's inside

## 1. "I know my numbers": Numbers recognition and writing

1. Trace the numbers
2. Missing numbers
3. Counting objects
3. Color by numbers

## 2. "I know the Alphabet": Letters recognition and writing

1. Trace & match
2. Tracing the letters
3. Alphabet order




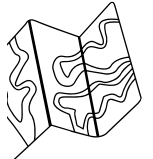

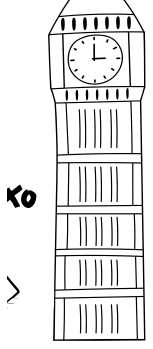

## 3. "I know the shapes": Shapes recognition and tracing

1. Trace the shape
2. Patterns
3. Match the shape

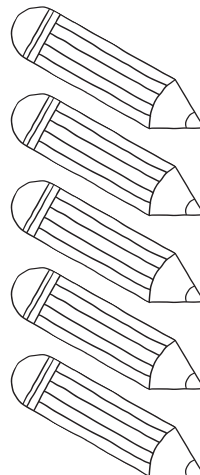

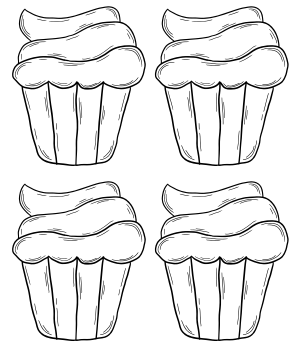
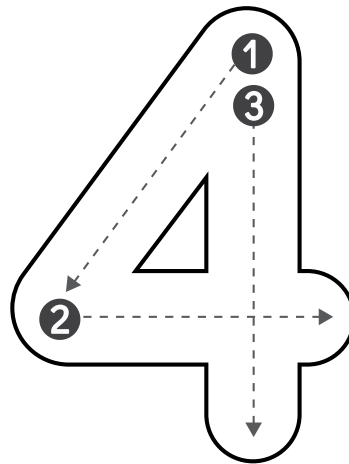


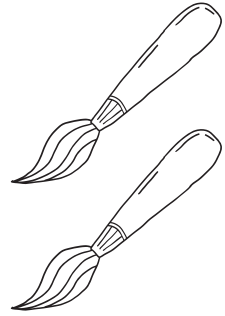


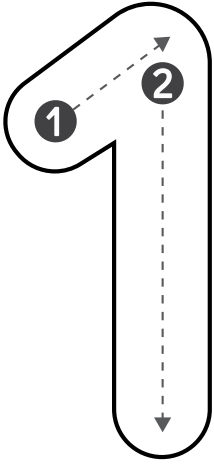
## 4. Left-Right

## 5. Fun games & coloring






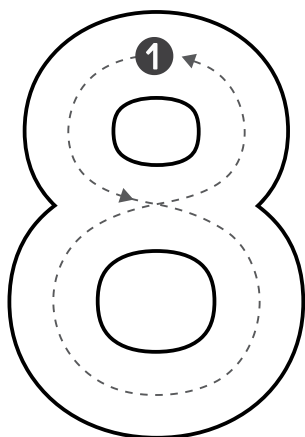



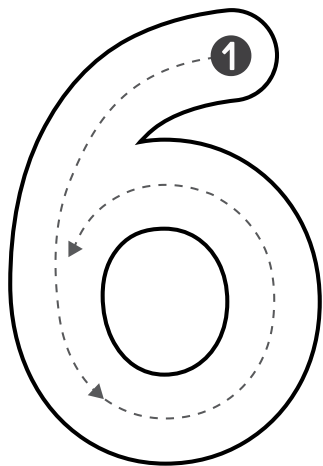
1. Land-Air-Sea
2. Dino ABC
3. Find the object
4. Emotions
5. Imagination





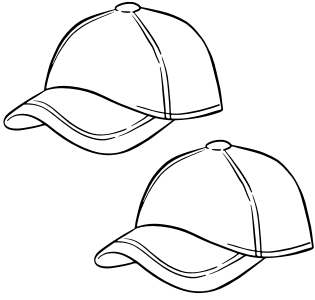

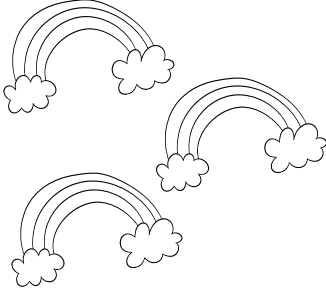





# TRACE THE NUMBERS













# TRACE THE NUMBERS



# TRACE NUMBERS 1-5

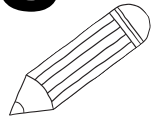
# TRACE NUMBERS 6-10



# MISSING NUMBERS 1-5

Paste or write the missing numbers.



1	2		4	5
---	---	--	---	---

1	2	3		5
---	---	---	--	---

	2	3	4	5
--	---	---	---	---

1		3	4	
---	--	---	---	--

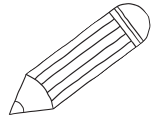
1	2	3	4	5
---	---	---	---	---





# MISSING NUMBERS 6-10

Paste or write the missing numbers.



	7	8	9	10
--	---	---	---	----

6	7	8	9	
---	---	---	---	--

6	7		9	10
---	---	--	---	----

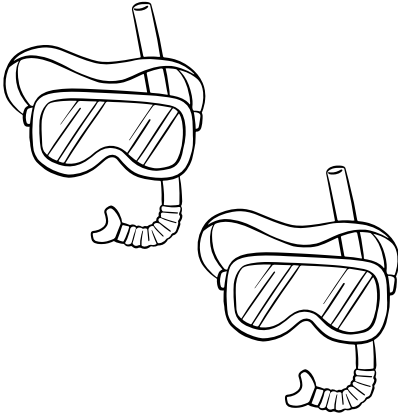
6		8		10
---	--	---	--	----


7	6	8	9	10
---	---	---	---	----




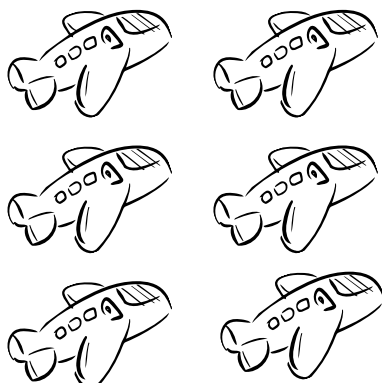
# COUNTING OBJECTS


Count the objects and circle the correct number.


	<input type="radio"/> 1
	<input type="radio"/> 2
	<input type="radio"/> 3

	<input type="radio"/> 3
	<input type="radio"/> 2
	<input type="radio"/> 4

	<input type="radio"/> 4
	<input type="radio"/> 5
	<input type="radio"/> 3


	<input type="radio"/> 3
	<input type="radio"/> 5
	<input type="radio"/> 6


	<input type="radio"/> 2
	<input type="radio"/> 1
	<input type="radio"/> 4

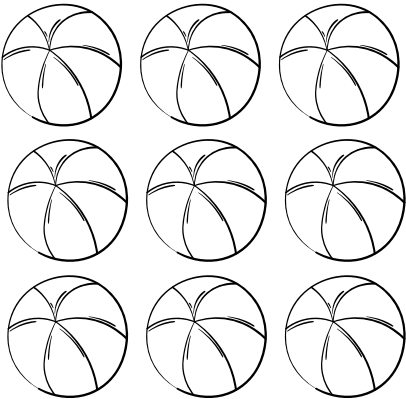
	<input type="radio"/> 2
	<input type="radio"/> 5
	<input type="radio"/> 4


# COUNTING OBJECTS


Count the objects and circle the correct number.


	<input type="radio"/> 5
	<input type="radio"/> 4
	<input type="radio"/> 6

	<input type="radio"/> 8
	<input type="radio"/> 6
	<input type="radio"/> 4

	<input type="radio"/> 7
	<input type="radio"/> 9
	<input type="radio"/> 6

	<input type="radio"/> 6
	<input type="radio"/> 7
	<input type="radio"/> 8

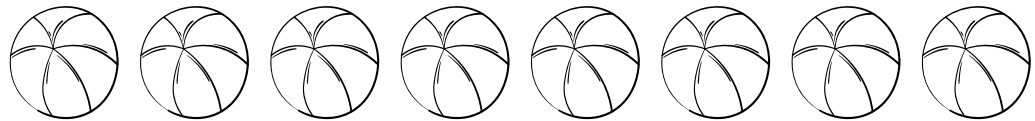
	<input type="radio"/> 7
	<input type="radio"/> 6
	<input type="radio"/> 8

	<input type="radio"/> 9
	<input type="radio"/> 8
	<input type="radio"/> 10


# COUNTING OBJECTS

Color the correct number of objects.


2




5




4




3



8




6



# COLOR BY NUMBER


Use the key at the bottom of the page to color the picture.



- |   |  |        |   |  |       |
|---|--|--------|---|--|-------|
| 1 |  | GREY   | 4 |  | RED   |
| 2 |  | YELLOW | 5 |  | GREEN |
| 3 |  | BLUE   |   |  |       |

# COLOR BY NUMBER

Use the key at the bottom of the page to color the picture.



1 GREY

4 RED

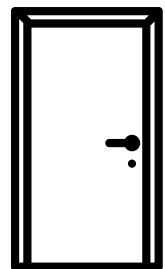

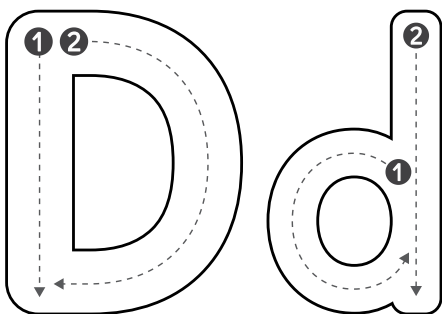


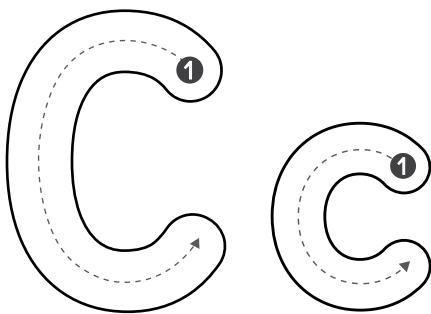


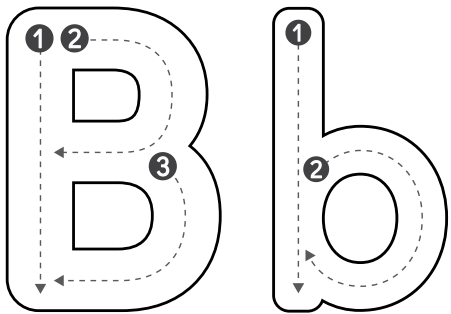


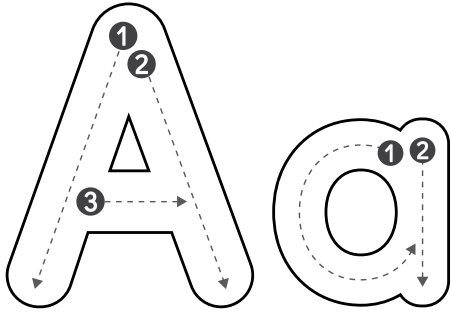
2 YELLOW

5 GREEN

3 BLUE

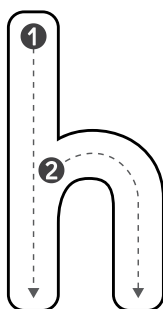
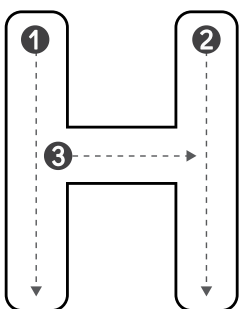
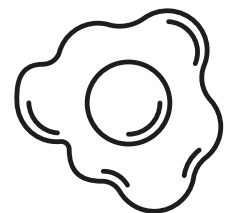
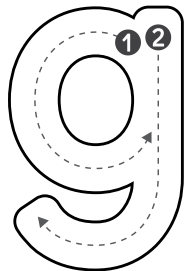
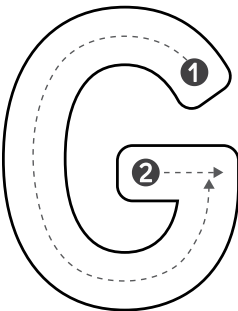


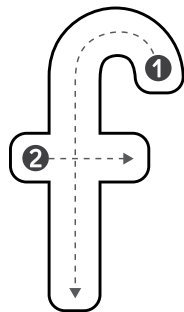
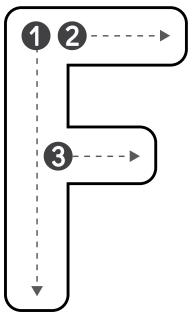


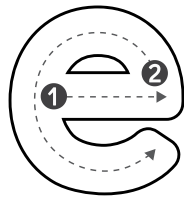
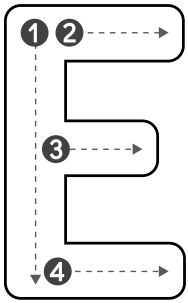
# TRACE & MATCH

Trace the letters and match to the picture



# TRACE & MATCH


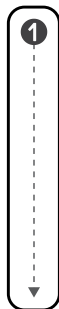
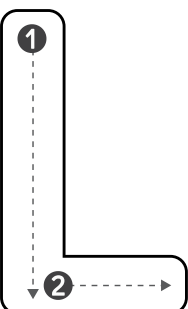


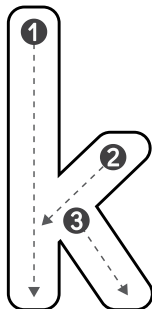
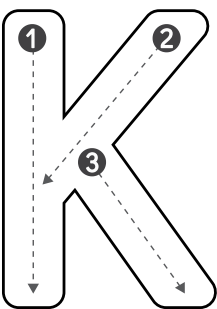

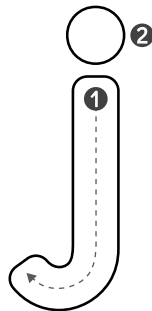
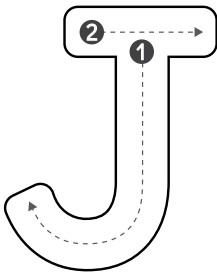

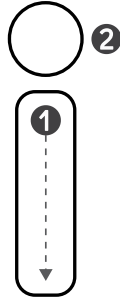
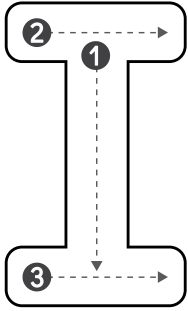
Trace the letters and match to the picture






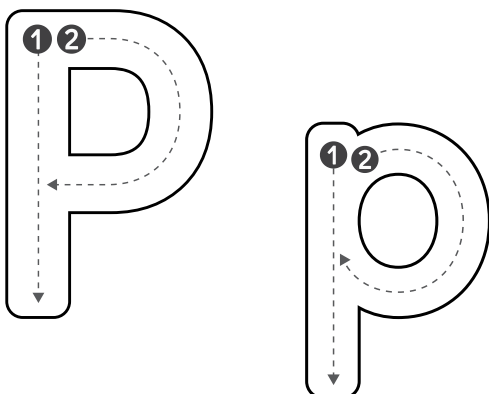

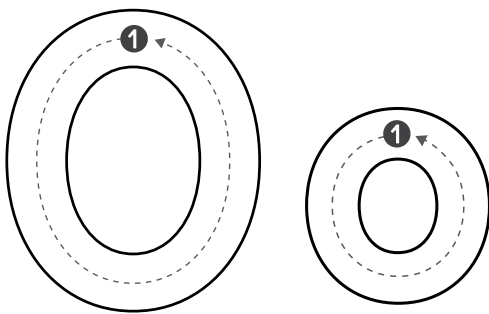


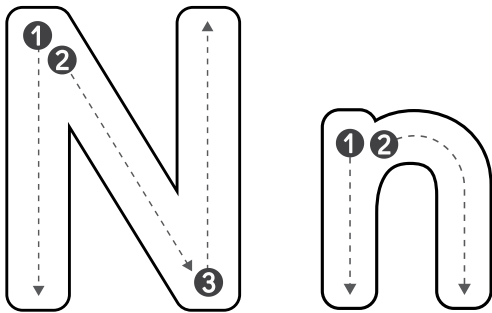
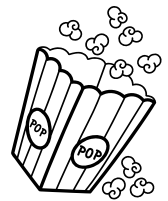
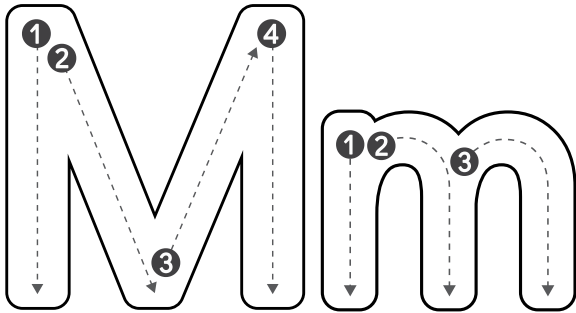
# TRACE & MATCH

Trace the letters and match to the picture





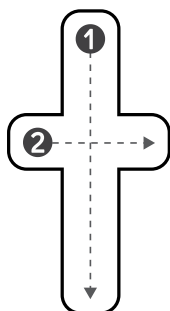
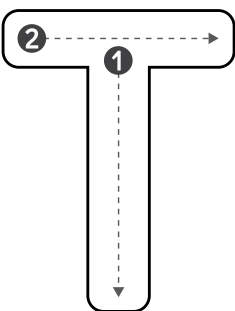


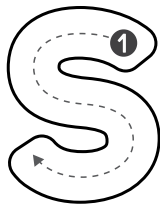
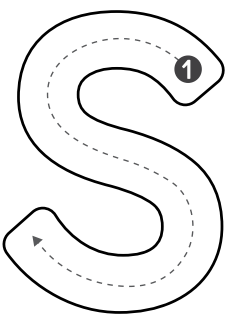


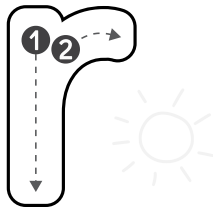
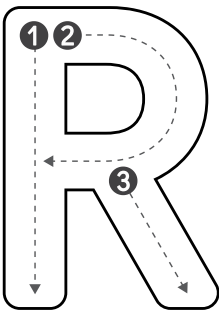
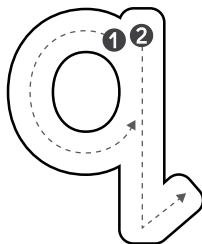
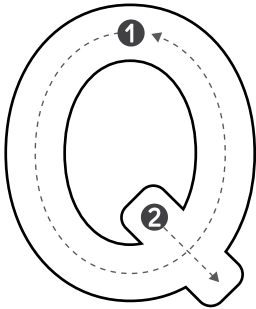
# TRACE & MATCH

Trace the letters and match to the picture



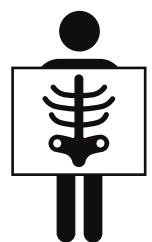
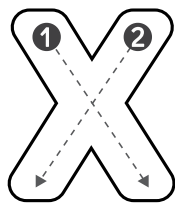
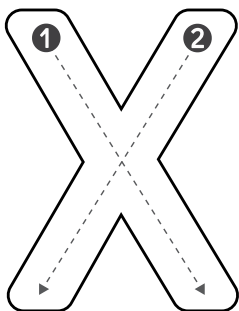

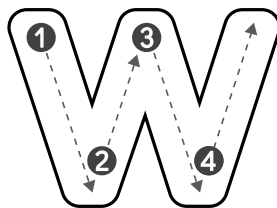
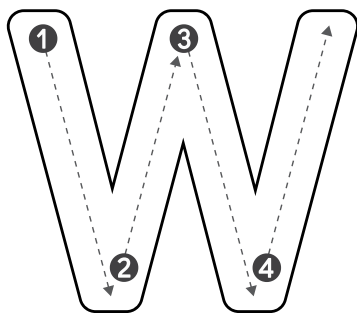


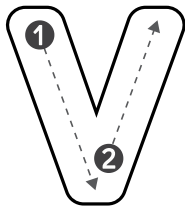
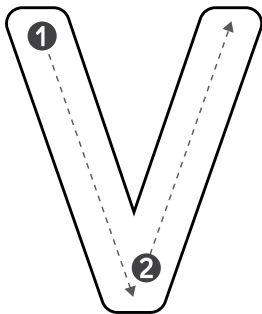

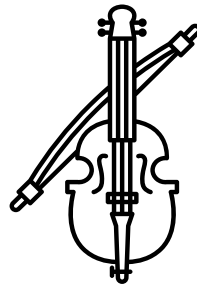
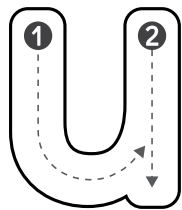
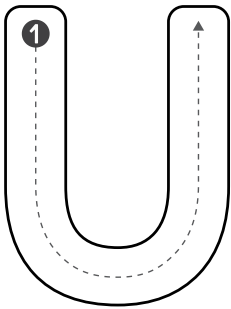
# TRACE & MATCH

Trace the letters and match to the picture





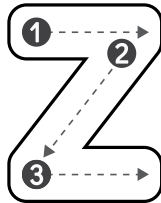
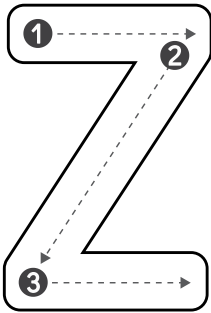


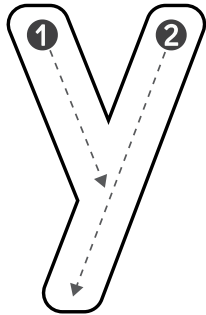
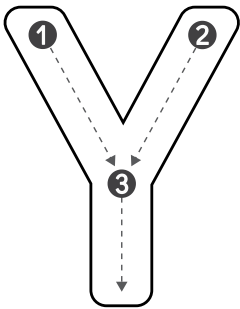
# TRACE & MATCH

Trace the letters and match to the picture










# TRACE & MATCH

Trace the letters and match to the picture



# MATCH THE LETTER

Match the uppercase letter with its lowercase partner and the picture matching the correct sound. See first example.


A	•		•	d
B	•		•	f
C	•		•	a
D	•		•	b
E	•		•	c
F	•		•	g
G	•		•	e

Detailed description: The image shows a matching exercise. On the left, uppercase letters A through G are listed vertically, each followed by a dot. In the center, there are seven line drawings: a dog, an egg, an apple, a goat, a cat, a bunch of bananas, and a fish. On the right, lowercase letters d, f, a, b, c, g, and e are listed vertically, each preceded by a dot. A dashed line connects the dot after 'A' to the dot before 'a'. Another dashed line connects the dot after 'C' to the dot before 'a'. The dog is at the top, egg in the second row, apple in the third row, goat in the fourth row, cat in the fifth row, bananas in the sixth row, and fish at the bottom.

# MATCH THE LETTER

Match the uppercase letter with its lowercase partner and the picture matching the correct sound.

H •




• k

I •



• l

J •



• i

K •



• h

L •



• j

M •



• n

N •



• m

# MATCH THE LETTER


Match the uppercase letter with its lowercase partner and the picture matching the correct sound.

O •




• t

P •




• u

Q •



• q

R •




• p

S •



• s

T •



• o

U •



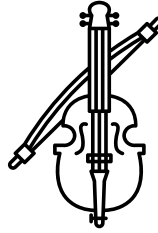
• r



# MATCH THE LETTER

Match the uppercase letter with its lowercase partner and the picture matching the correct sound

V •




• y

W •




• z

X •



• w

Y •



• v

Z •



• x



# TRACING THE LETTER

Trace the letters of the alphabet.

A	B	C	D	E	F
G	H	I	J	K	L
M	N	O	P	Q	R
S	T	U	V	W	X
Y	Z				



# TRACING THE LETTER

Trace the letters of the alphabet.

a	b	c	d	e	f
g	h	i	j	k	l
m	n	o	p	q	r
s	t	u	v	w	x
y	z				

# ALPHABET ORDER

Fill in the missing letters.

A	B		D		F
G	H	I		K	
M			P	Q	R
	T	U	V		X
	Z				



Hint: You can use your Milleli® busy board Alphabet page for help.

# ALPHABET ORDER

Fill in the missing letters.


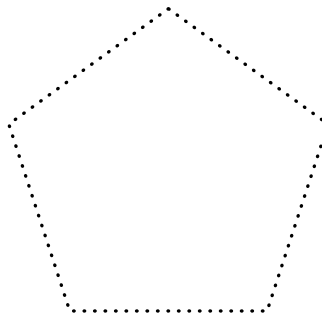

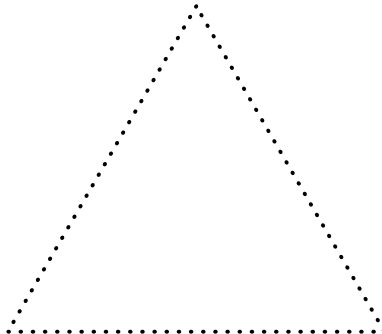

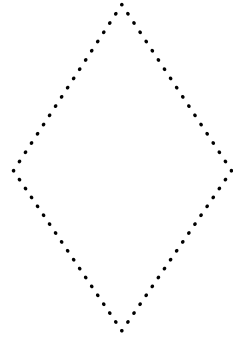


	b	c		e	
g		i	j		l
	n	o		q	r
	t	u		w	
y	z				



Hint: You can use your Milleli® busy board Alphabet page for help.

# TRACE THE SHAPES


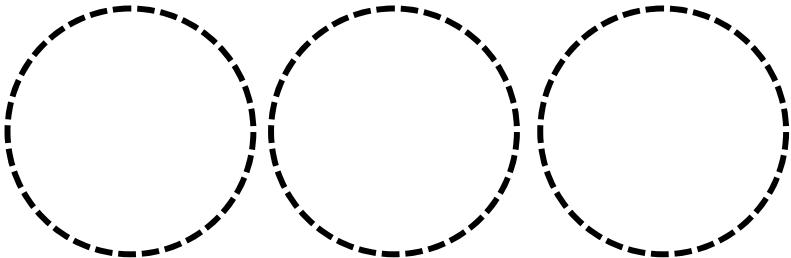

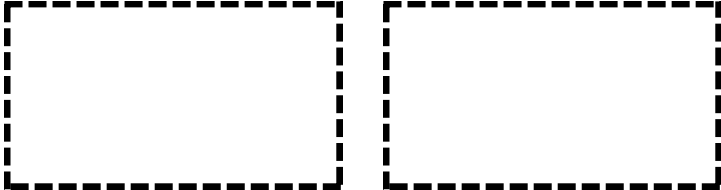





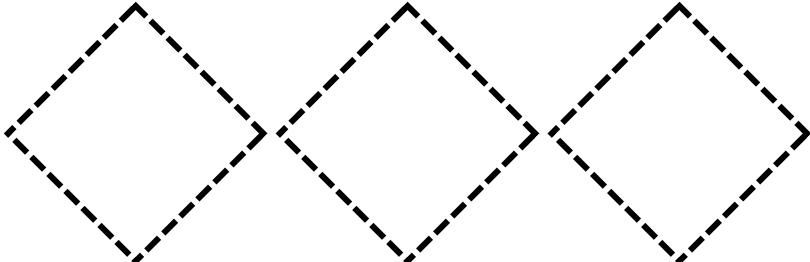
Color and trace the shapes. Can you name the shapes?



Hint: Use the "I Know My Shapes" page in your Milleli® busy board to help you name all the shapes.

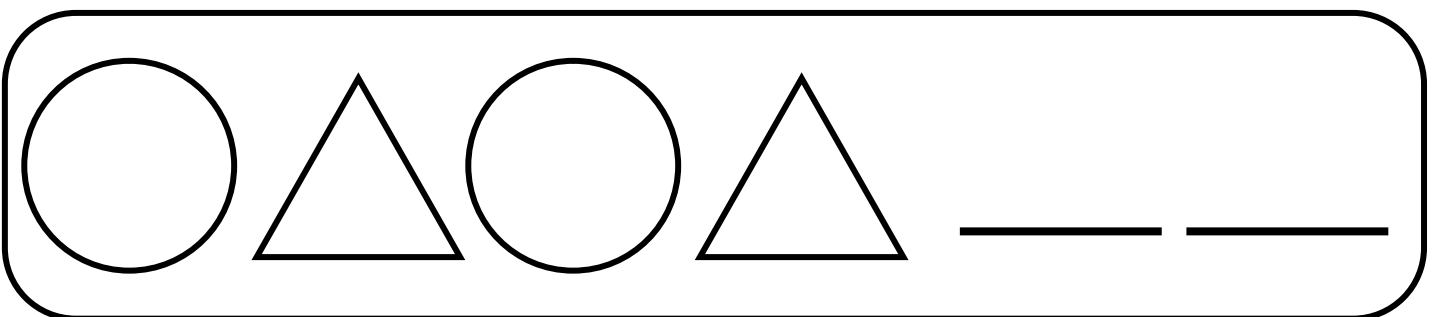
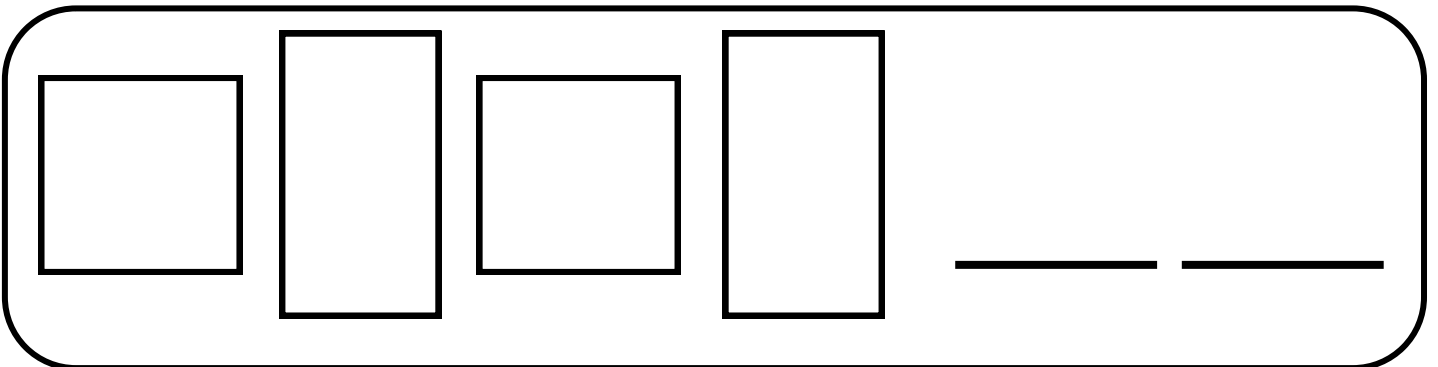
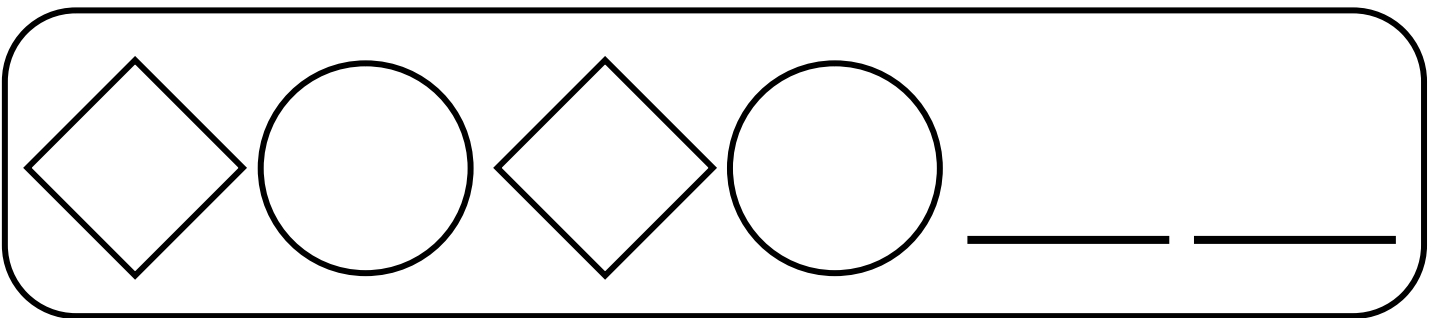
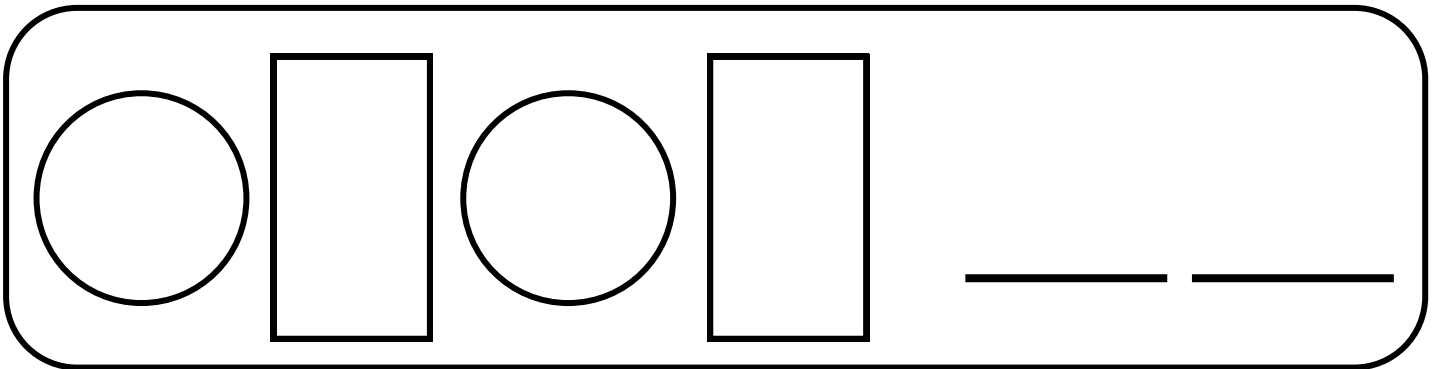
# TRACE THE SHAPES

Color and trace the shapes.

# PATTERNS




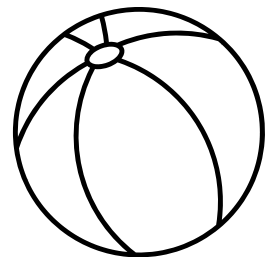
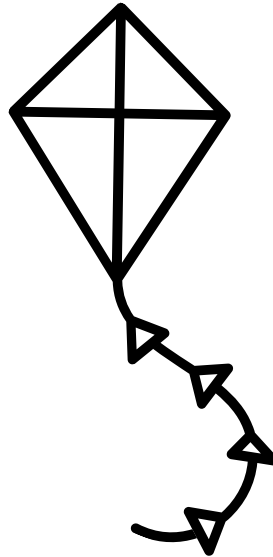


Complete the following patterns.





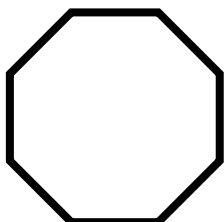
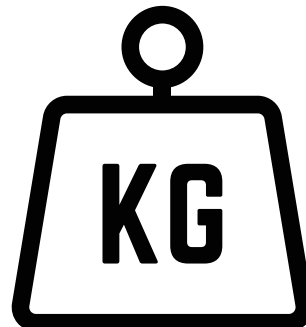
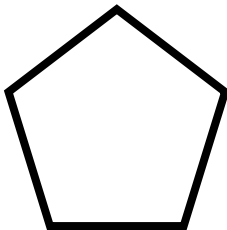
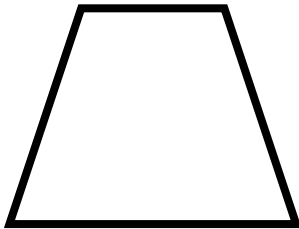
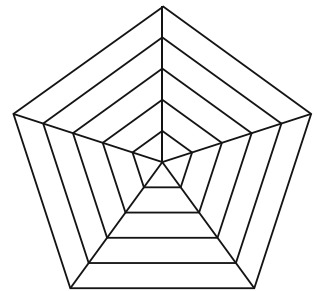



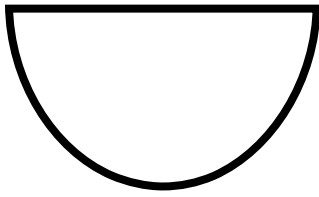
# MATCH THE SHAPE

Match the pictures to the correct shape



# MATCH THE SHAPE




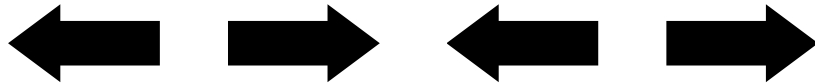



Match the pictures to the correct shape



# Left-Right














Circle the arrows facing in the same direction as the image.



# Left-Right






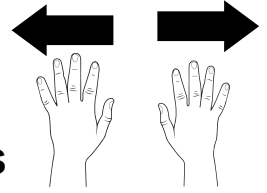
Color in blue  items facing right   
 Color in green  items facing left



# Left-Right



Circle in red  the right hands  
Circle in yellow  the left hands














**Hint:** Use your Milleli® busy board left-right cut outs for help.  
**Challenge:** Can you draw an arrow in the correct direction?

# LAND-AIR-SEA


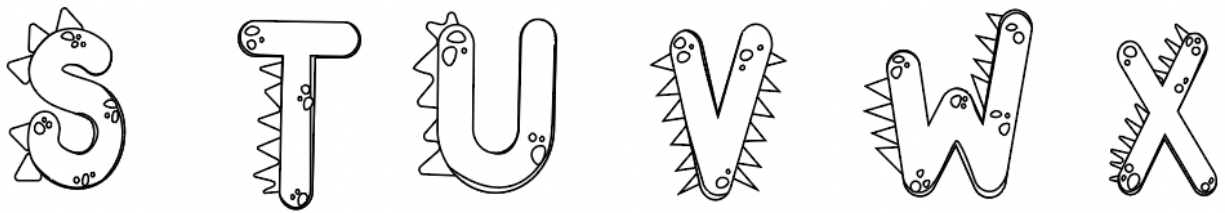
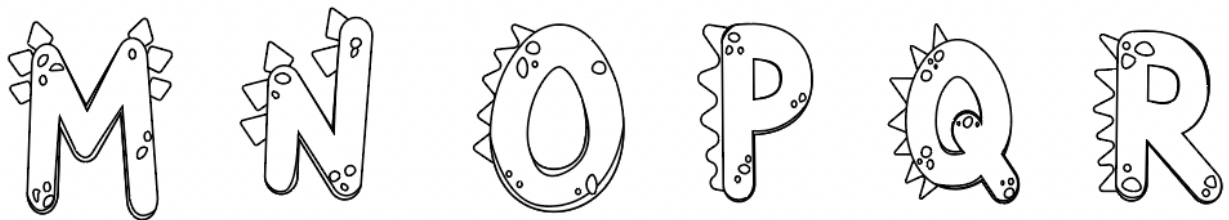
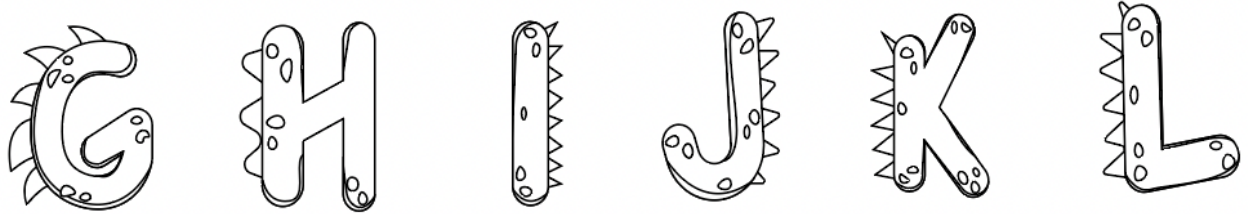
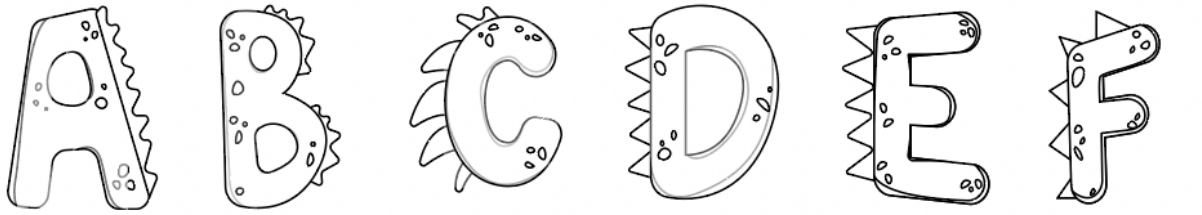

Color in blue  items found in the ocean.

Color in Yellow  items found on the ground.


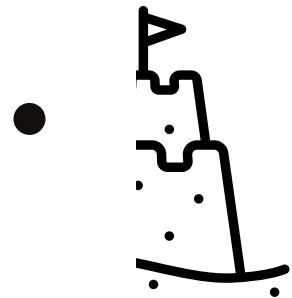







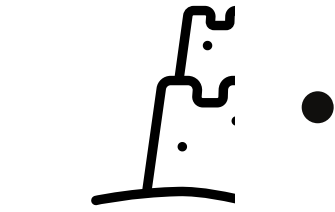
Color in green  items found in the air.



# Fun Games & Coloring




Connect each picture with its other half.







# Find This Object!





Could you find all the hats in this picture? How many did you find?



# Find This Object!





Could you find all the fish in this picture? How many did you find?




# EMOTIONS

Color only the happy faces.




# EMOTIONS


Trace the words and draw a face for each emotion.




Happy




Sad




Afraid



Excited




Angry



Silly


# IMAGINATION

What's inside the box? Draw different possibilities around it.



# IMAGINATION

What will you pack when going on holiday? Draw your favorite items.



Have a great Holiday! And don't forget to pack your Milleli® busy board with you.