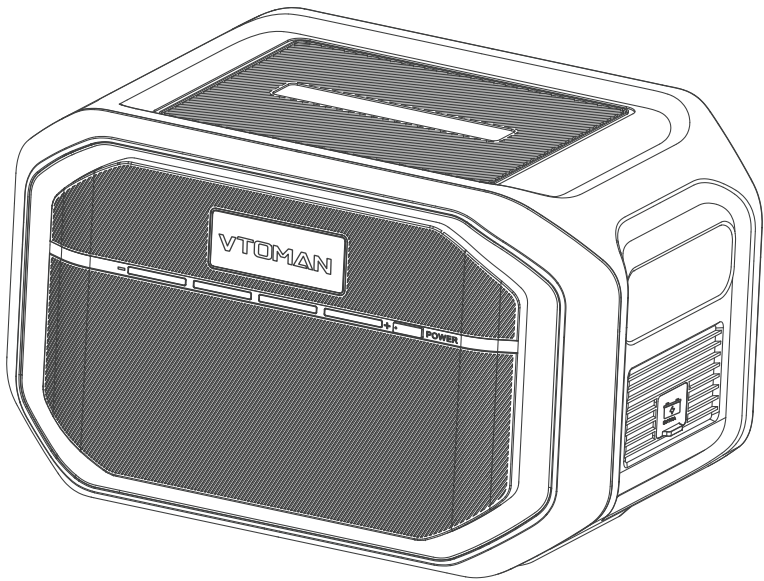


VTOMAN

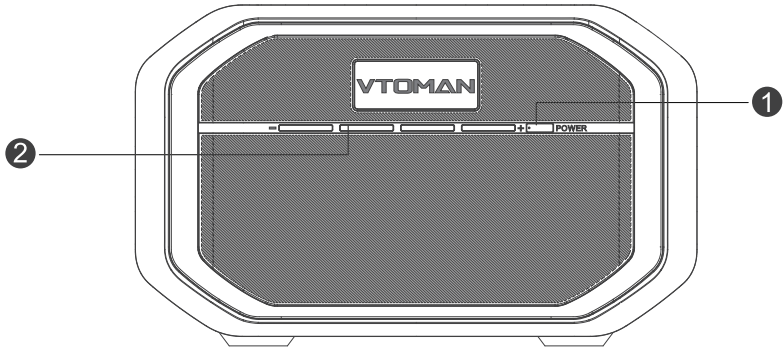
SuperSafe LIFEBMS Power Station



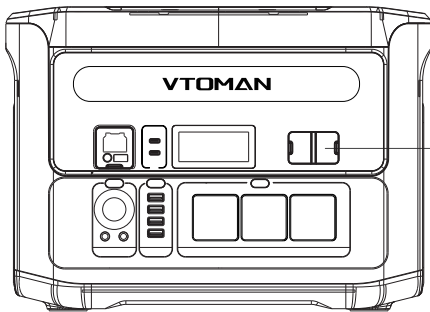
FlashSpeed 1500 Extra Battery

USER MANUAL

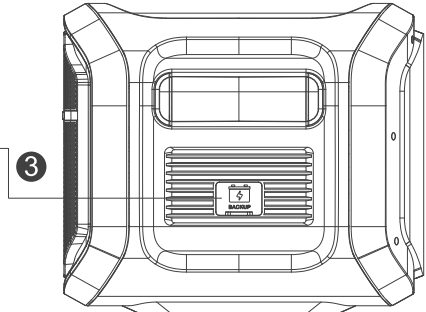
Product Function Overview



FlashSpeed 1500 Extra Battery



FlashSpeed 1500 Power Station



Extra Battery Charging Port

Recharging Your Power Station

①	Power check button
②	Power indicator light
③	CP3500 cable

Instructions:


1. According to the pictures above, use the CP3500 cable to connect the power station and extra battery.
2. When without the charger plugged in, the extra battery have output priority. When the power of the extra battery is exhausted, it will automatically switch to the main battery to continue output, and the output will not be interrupted in the middle.
3. When charging and discharging at the same time, if the main battery is not full, the main battery will be charged and discharged first. If the main battery is fully charged, it will automatically switch to the extra battery for charging and discharging.
4. When charging, the power of the main battery is displayed as the remaining power of the main battery. The extra battery displays the remaining power of the extra battery.
5. When discharging, the main battery displays the power of the main battery plus the power of the secondary battery, and the extra battery displays the power of the extra battery itself.

Note: When the main and extra battery are working, do not directly cut off the connection between the main and extra battery, which may cause the current output to be interrupted.

Technical Parameter

Product Name	FlashSpeed 1500 Extra Battery
Model No.	PB-81
Battery Capacity	1548Wh
Battery Type	LiFePO4
Operating Temperature	-20°C~55°C(-4°F to 131°F)
Charging Temperature	0°C~55°C(32°F to 131°F)
Product Weight	12.8KG
Product Size	42*29.6*25.5cm

Packing List



FlashSpeed 1500
Extra Battery x1



CP3500 cable x1



User manual x1

Major Troubleshooting

Trouble phenomenon	Trouble shooting	Solution
The product cannot be charged	1. The product input interface is not connected well, and the charging indicator light is off.	Reconnect the product input interface
	2. The connection is good, but the charging indicator does not light.	The charger is damaged. Contact after-sales service.
	3. The charging indicator is on, but cannot be charged.	If the product is damaged, please contact after-sales service.
The product cannot be output	1. The main battery and the extra battery are not properly connected.	Connect the main battery and extra battery correctly.
	2. The battery is too low.	Use the main battery with a charger to charge it.
	3. The power of the equipment exceeds the scope of application of this product.	Replace the product with a larger power battery or reduce the load power
	4. Tried all of the above and failed to eliminate the fault.	The product is damaged, please contact the after-sales service.
The output is interrupted during use	1. The power of the equipment exceeds the scope of this product.	Replace the product with a larger specification
	2. The power of the device is too small, causing the product to fail to identify. Automatically turn off the output.	restart
	3. Tried all of the above and failed to eliminate the fault.	The product is damaged, please contact the after-sales service.

Warnings and Precautions

1. Please read the manual carefully before using this product;
2. Please do not use other electronic products that exceed the battery specifications to avoid electric shock and product damage;
3. Please do not use damaged output cables or plug-in terminals to use the battery to avoid electric shock and product damage;
4. Please keep the battery dry, do not place it in water or damp places, to avoid electric shock and product damage;
5. Please do not insert foreign objects into the input and output ports to avoid damage to the product;
6. Please keep the product under well ventilated conditions;
7. Please prevent the product from falling from a height;
8. Please don't use it in an environment with too high or too low temperature, it may cause the product function failure, shorten the life span or damage;
9. Please do not expose the product to fire or a temperature higher than 140°F, otherwise it may cause the product to catch fire, explode and other safety accidents;
10. Do not expose the battery to rain, snow, frost, greasy and other harsh environments, which may cause the product to fail, shorten its lifespan, or be damaged;
11. Do not try to disassemble the battery or allow non-professional technical personnel to disassemble, otherwise it may cause unknown risks such as electric shock, fire or even explosion;

12. When not in use for a long time, please charge the battery every 12 months to prevent insufficient power;
13. Please keep away from children to reduce possible risks;
14. Under extreme conditions, battery leakage may occur. If your hands or other exposed parts of your body accidentally come into contact with them, please wash them off with soap and water immediately. If they get into your eyes, immediately rinse your eyes with cold water for at least 10 minutes, and then seek medical attention immediately.
15. Please dispose of lithium battery products according to local laws and regulations at the end of the product life.

Warranty

- 1.The warranty of this extra battery is 24-month.
- 2.The effective date of the warranty starts from the date of the purchase by original customer.
- 3.When the product has quality issues and needs after-safe service, the customer needs to provide proof of purchase or other valid information.



UK
CA



CE



RoHS



MADE IN CHINA

華佳商事 株式会社