

Tailwind LG510




LG 510 LIFEGUARD CHAIR ASSEMBLY INSTRUCTIONS

HARDWARE INCLUDED


24	3" Bolts
4	2 1/2" Bolts
4	3" Screws
2	2 1/2" Screws
4	2" Screws
8	1 5/8" Screws
28	Washers
28	Lock Washers
28	Nuts

TOOLS REQUIRED


#2 Square Drive Screw Driver
#3 Phillips Screw Driver
7/16 Wrench
Hammer




1. Attach seat section to back leg section using four 3" Bolts.




- 2A. Attach right and left front legs to seat section using four 3" bolts.
- 2B. Note, bottom of leg has two holes for attaching front base support.




- 3A. Stand chair upright and attach top platform to front and back legs using eight 3" bolts.
- 3B. Attach bottom platform using eight 3" bolts.




4. Center the front base support under front legs and attach using four 3" screws.



5. Attach right and left arm rests to front legs using four 2" screws (right arm rest has hole for cup holder).




7. Attach bottom umbrella holder to right side of top platform using two 2 1/2" screws.




9. Attach cup holder to right front leg using two 1 5/8" screws.

- 10. Attach a washer, lock washer and nut to all bolts and tighten.**



- 6A. Attach back rest to seat section using four 1 5/8" screws.
 6B. Attach back rest to right and left arms using two 2 1/2" bolts.
 6C. Attach back leg section to center seat support using two 1 5/8" screws.



8. Attach top umbrella holder to right arm using two 2 1/2" bolts.

WARNING

IMPORTANT SAFETY PRECAUTIONS

FOR YOUR PERSONAL SAFETY
 AND TO AVOID DAMAGE TO THE CHAIR
 AND OTHER PROPERTY:

- When using an umbrella, always secure the chair directly to the ground or deck.
- Always tighten set screw on the lower pole of your umbrella.
- To avoid problems, always lower the umbrella during wind conditions and when not in use.

Manufactured in USA by:

TAILWIND
FURNITURE



Questions on assembly - Call (815)756-3638



MATERIALS

Tailwind® Furniture is manufactured utilizing High Density Polyethylene (HDPE), a recycled plastic derived from post consumer & post industrial bottle waste, combined with stainless steel hardware. Tailwind's Lifeguard Chairs & Furniture will never need painting or staining and will not rot or splinter. The recycled plastic has an added UV inhibitor to resist fading. HDPE is unaffected by most corrosive substances, will not absorb moisture, or promote bacterial growth.

CARE & MAINTENANCE

To maintain the original finish, clean regularly with soap and water. If stubborn stains occur, use a pressure washer (Not to exceed 1,500 psi which is the same as a carwash; any higher can damage the plastic) and "Greased Lightning", a product found at your local home centers, was found to be most effective on stubborn stains.



REDUCE•REUSE•RECYCLE
Please recycle packaging material