



### Model Number

**NBB1,5-8GM40-E0-V1**

### Features

- Basic series
- 1.5 mm flush
- Jungheinrich Part-No. 50106384

### Accessories

#### BF 8

Mounting flange, 8 mm

#### V1-G

Female connector, M12, 4-pin, field attachable

#### V1-W

Female connector, M12, 4-pin, field attachable

#### V1-G-2M-PUR

Female cordset, M12, 4-pin, PUR cable

#### V1-W-2M-PUR

Female cordset, M12, 4-pin, PUR cable

#### EXG-08

Quick mounting bracket with dead stop

## Technical Data

### General specifications

Switching element function		NPN	NO
Rated operating distance	$s_n$	1.5 mm	
Installation		flush	
Output polarity		DC	
Assured operating distance	$s_a$	0 ... 1.215 mm	
Reduction factor $r_{Al}$		0.45	
Reduction factor $r_{Cu}$		0.35	
Reduction factor $r_{304}$		0.75	

### Nominal ratings

Operating voltage	$U_B$	10 ... 30 V	
Switching frequency	$f$	0 ... 1500 Hz	
Reverse polarity protection		reverse polarity protected	
Short-circuit protection		pulsing	
Voltage drop	$U_d$	$\leq 3$ V	
Operating current	$I_L$	0 ... 100 mA	
Off-state current	$I_r$	0 ... 0.5 mA typ. 0.1 $\mu$ A at 25 °C	
No-load supply current	$I_0$	$\leq 15$ mA	
Switching state indicator		Multihole-LED, yellow	

### Functional safety related parameters

MTTF <sub>d</sub>	2740 a
Mission Time (T <sub>M</sub> )	20 a
Diagnostic Coverage (DC)	0 %

### Ambient conditions

Ambient temperature	-25 ... 70 °C (-13 ... 158 °F)
---------------------	--------------------------------

### Mechanical specifications

Connection type	Connector M12 x 1, 4-pin
Housing material	brass, nickel-plated
Sensing face	LCP
Degree of protection	IP67

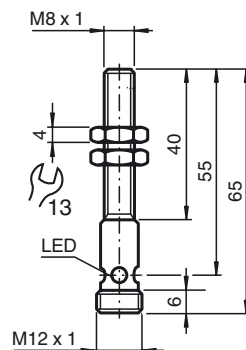
### Compliance with standards and directives

Standard conformity	
Standards	EN 60947-5-2:2007 IEC 60947-5-2:2007

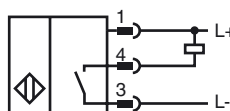
### Approvals and certificates

UL approval	cULus Listed, General Purpose
CSA approval	cCSAus Listed, General Purpose
CCC approval	CCC approval / marking not required for products rated $\leq 36$ V

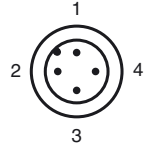
## Dimensions



## Electrical Connection



Pinout



Wire colors in accordance with EN 60947-5-2

1		BN	(brown)
2		WH	(white)
3		BU	(blue)
4		BK	(black)