



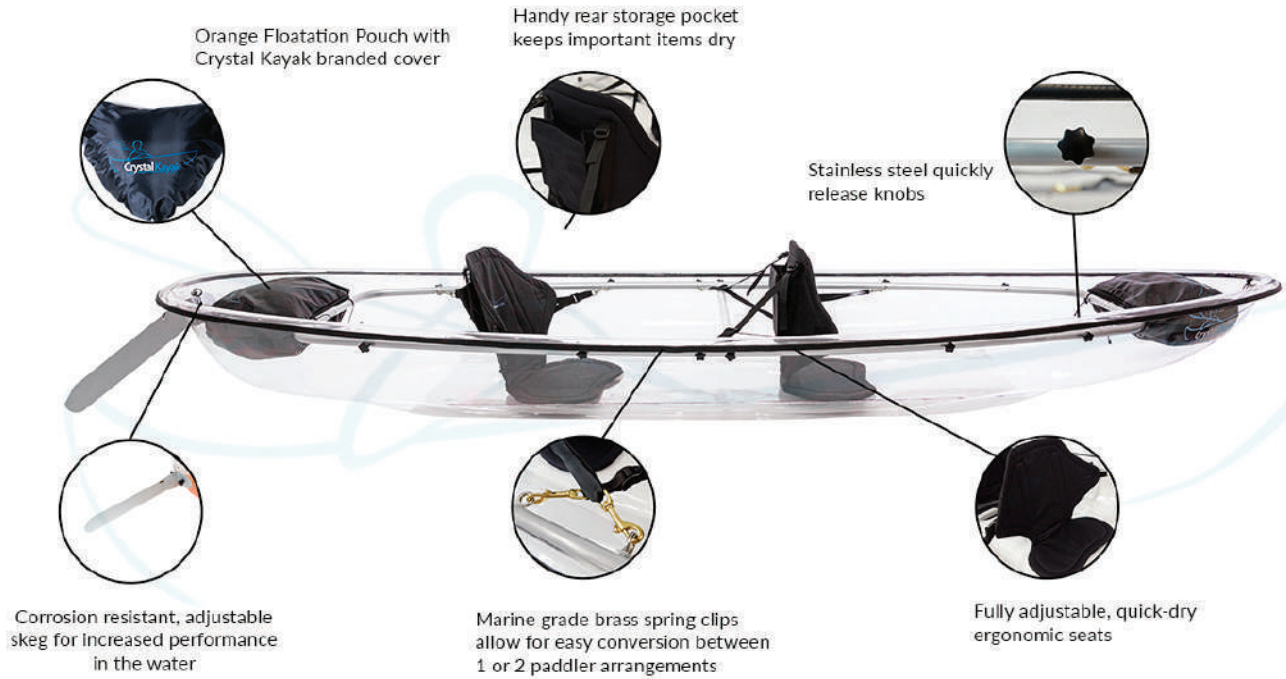
ASSEMBLY INSTRUCTIONS

98 SE 7th St, Deerfield Beach FL 33441 | 1-888-415-9692

sales@crystalkayak.com

www.crystalkayak.com

#ClearlyBetter

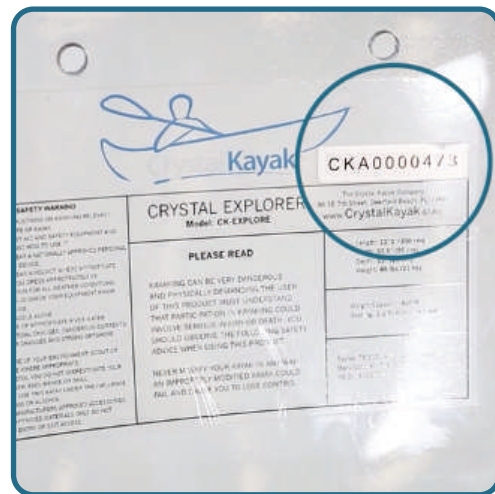


Assembly *Instructions*



STEP 1

VERY IMPORTANT IF YOU HAVE ORDERED MULTIPLE KAYAKS!
Check to make sure the serial number on your frame matches the serial number on the hull.




Assembly Instructions



STEP 2

Insert the frame inside the hull and line it up with the holes. The frame should say FRONT SIDE UP.



Assembly *Instructions*



STEP 3

Fasten the middle crossbar to the hull. The crossbar goes in the back holes.



Assembly Instructions



STEP 4

Fasten the rest of the frame to the hull using the hand-knobs and eye bolts.



Assembly Instructions



STEP 5

Tighten the straps to desired fit.



Assembly Instructions



STEP 6

Inflate the flotation bladders and place them into their cover.



Assembly *Instructions*



STEP 7

Secure them to the hull of the boat with the elastics and clips.



Assembly Instructions



STEP 8

The eye bolts at the front and back of the kayak are secured with the provided washers, on either side of the Lexan, to prevent direct contact.



STEP 9

Align the skag assembly with the holes on the stern of the kayak. Attach the skag with the bolts and washers and tighten with an allen key.



Assembly *Instructions*



STEP 10

Use the remaining elastic to secure the skeg. Thread it through the hole in the skeg and then loop it around the hand-knobs and use the black fasteners to tighten it.



Assembly Instructions



STEP 11

To assemble the paddle connect the 2 metal pieces.



STEP 12

Enjoy your **Crystal Kayak!**



Please be aware of water-related risks, such as drowning, slipping, falling, getting hit by a boat while in the water or experience hypothermia while not wearing the proper clothing for cold water. We strongly recommend using our life jackets at all times. Although our kayaks are designed to meet the most rigorous safety guidelines in the industry, we need to make sure our customers are fully aware of the potential bodily-injury risks that they could suffer while kayaking such as fracturing, breaking limbs or other external or internal injuries (including the potential for serious injury and death). For more information call us at 1-888-415-9692