


IMMERSION SUIT

MODEL 1540, 1541

DONNING INSTRUCTIONS

KENT

www.kentsafetyproducts.com



1 Remove suit from bag.
Do not remove shoes.



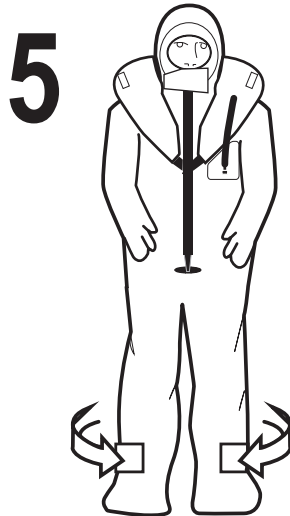
2 Don suit feet first.




3 Put one arm into suit, pull hood
over head.



4 Put free arm into suit.
Inflate pillow.
Pull zipper up to your nose.
Secure face flap.



5 Secure ankle straps.



6 Enter water feet first.

IMPORTANT: ENGAGE RETRIEVING HARNESS FOR LIFTING

IMPORTANT: The inherent buoyancy of this suit may prevent escape from a submerged compartment. It's recommended to put the suit on when on the weather deck and not in the vessel's cabins.

1540/1541 IMMERSION SUIT SIZE CHART

SIZE	BAG	HEIGHT	WEIGHT
ADULT INTERMEDIATE	RED	5'2" - 5'10" (157-178cm)	110-250 lbs. (50-114 Kg)
ADULT UNIVERSAL	ORANGE	4'11" - 6'3" (150-191 cm)	110-305 lbs. (50-139 Kg)
ADULT OVERSIZE	GREEN	6'3" - 6'10" (191-208cm)	250-350 lbs. (114-159 Kg)

