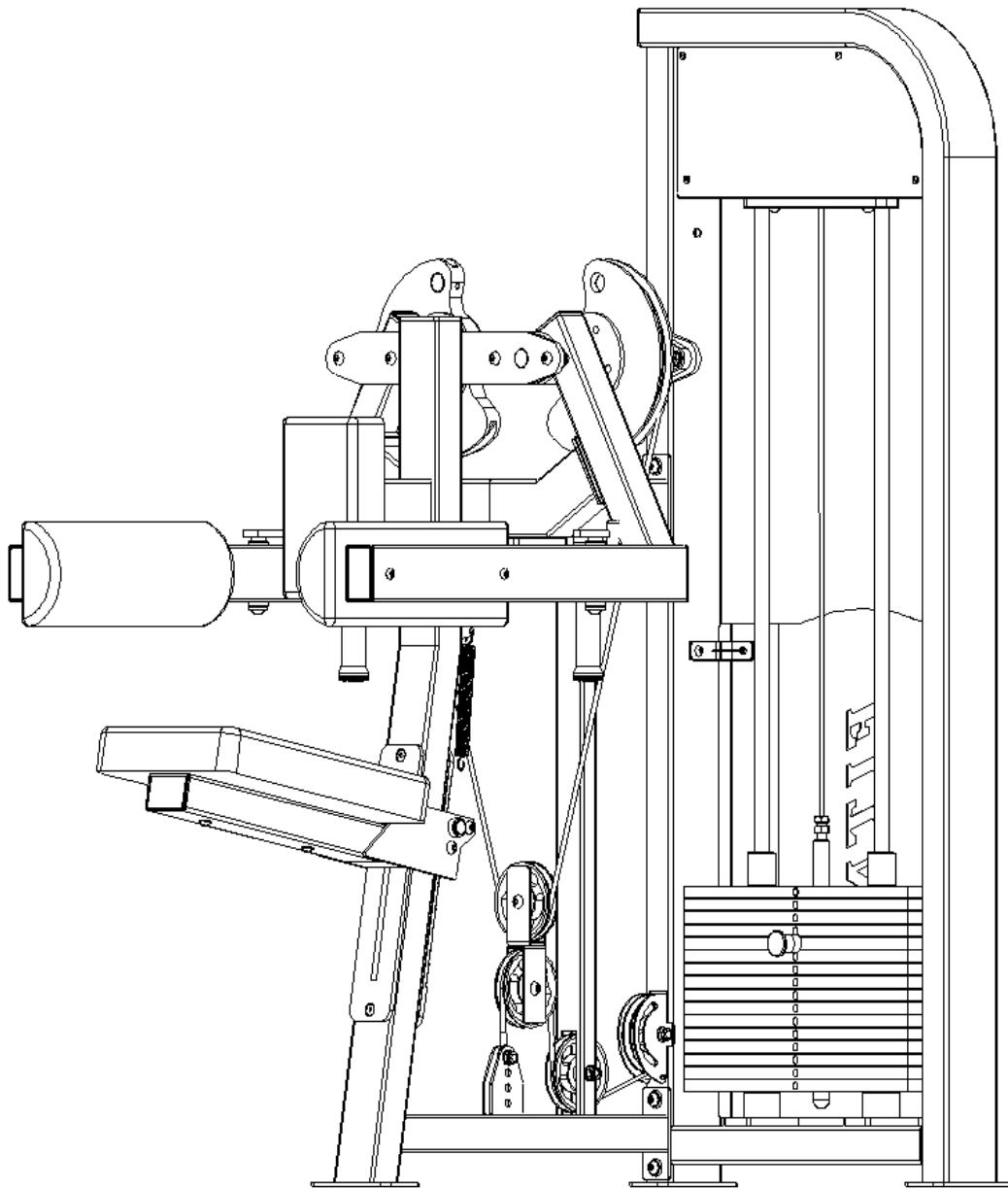
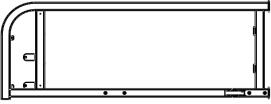
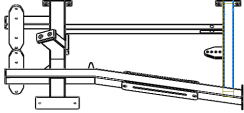
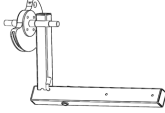
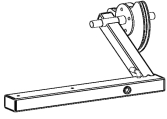
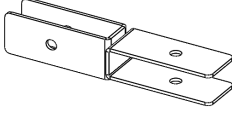
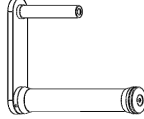
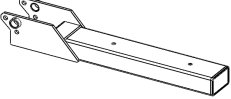



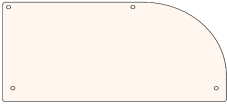
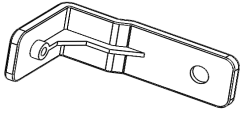
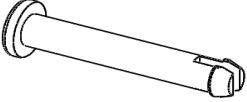


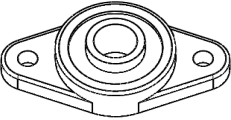






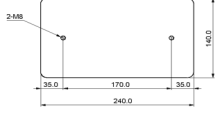
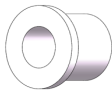
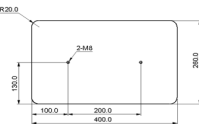
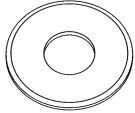


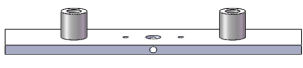
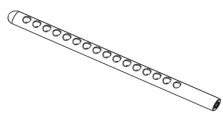
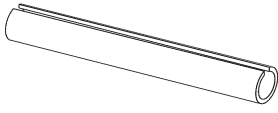
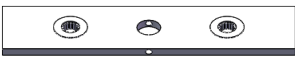
# GC-5010 Delt Machine

## Installation Standard Instructions

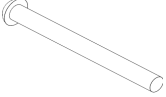

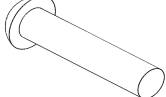
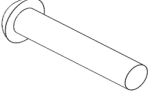
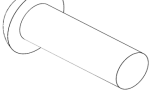
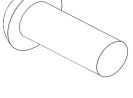
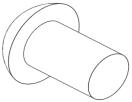
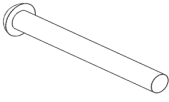
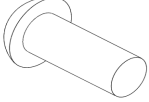
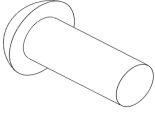
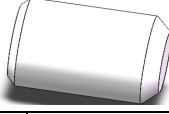

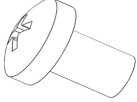


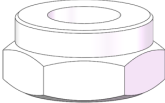


### Parts list (Individually packaged)

					
NO.1	Small door assembly*1pc	NO.2	Main frame assembly*1pc	NO.3	Right movable arm assembly*1pc
					
NO.4	Left movable arm assembly*1pc	NO.5	Steering Pulley Assemblies*1pc	NO.6	Handlebar assembly*2pcs
					
NO.7	Reverse seat subassembly*1pc	NO.8	Pulley*3pcs	NO.9	Φ20*1217mm guide bar*2pcs
					
NO.10	Cover*1pc	NO.11	Label Board*2pcs	NO.12	Small mounting plate*4pcs
					
NO.13	Card rope pin*2pcs	NO.14	Optical axis fixing plate*1pc	NO.15	Fixed steel cable column*1pc
					
NO.16	Bearing Housing*4pcs	NO.17	Pulley ferrule*2pcs	NO.18	Tension spring*1pc

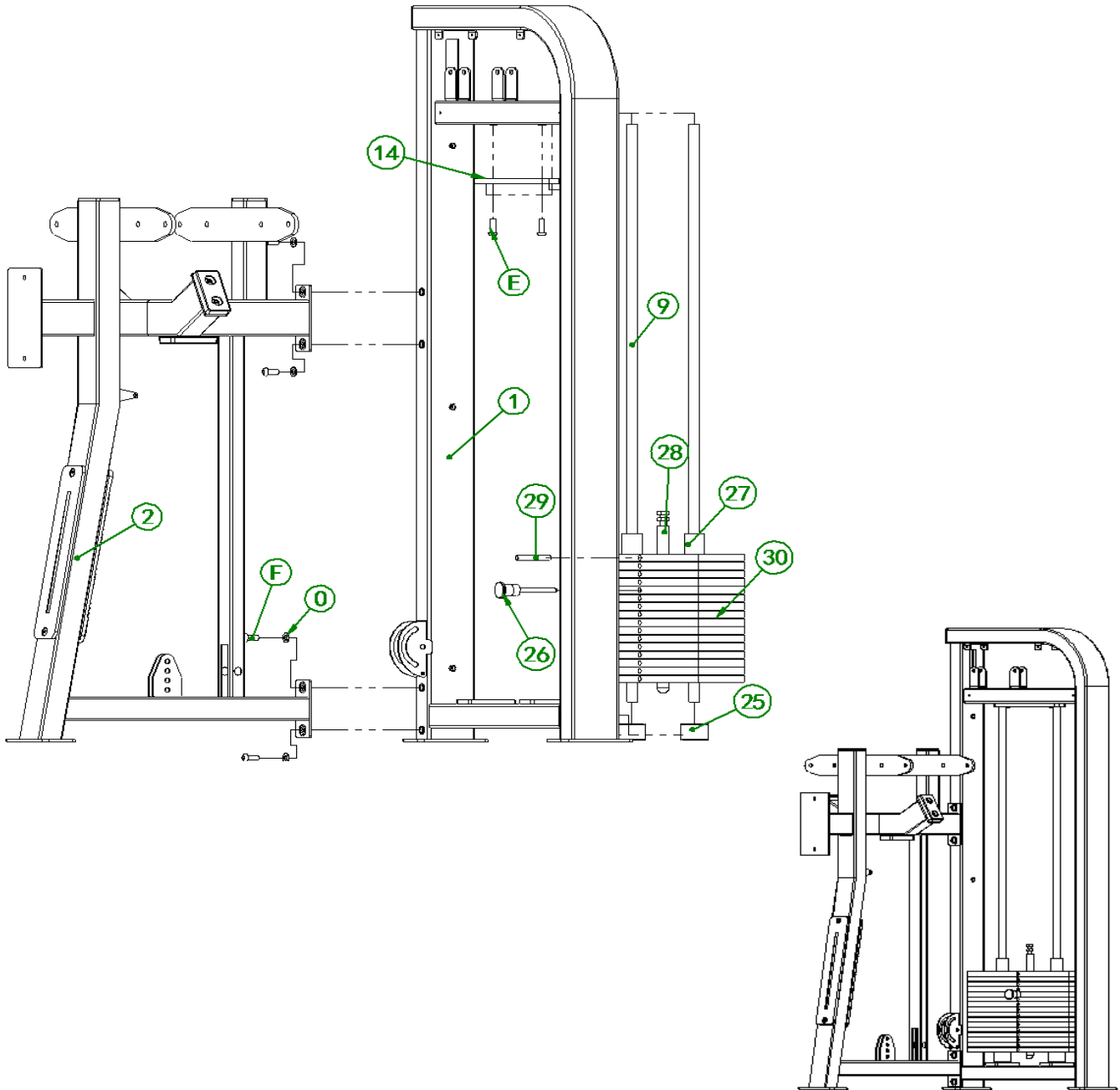
					
NO.19	Snap Shaft*1pc	NO.20	Cushion*2pcs	NO.21	Chest Cushion*1pc
					
NO.22	Pulley limit sleeve*2pcs	NO.23	Cushion*1pc	NO.24	Gasket*2pcs
					
NO.25	Rubber Column*2pcs	NO.26	Counterweight pins*1pc	NO.27	Counterweight assembly*1pc
					
NO.28	15-hole center rod*1pc	NO.29	Cotter pin*1pc	30	Weight plate*15pcs
NO.31	Cable*1pc	NO.32	Cable*2pc		

### Blister pack screw schedule

					
A	M10*105 half round head screw*2pcs	B	M10*65 half round head screws*1pc	C	M10*45 half round head screws*5pcs
					
D	M10*35 half round head screws*8pcs	E	M10*30 half round head screws*3pcs	F	M10*25 half round head screws*4pcs
					
G	M10*16 half round head screws*2pcs	H	M8*70 half round head screws*6pcs	J	M8*25 half round head screws*2pcs
					
K	M8*20 half round head screws*4pcs	L	8*12 Top wire*4pcs	M	6*5 Top wire*2pcs
					
N	M5*8 Crossed pan round head screws*12pcs	O	Φ10 spacer*21pcs	P	Φ8 spacer*2pcs
					
Q	M10 lock nut*17pcs				

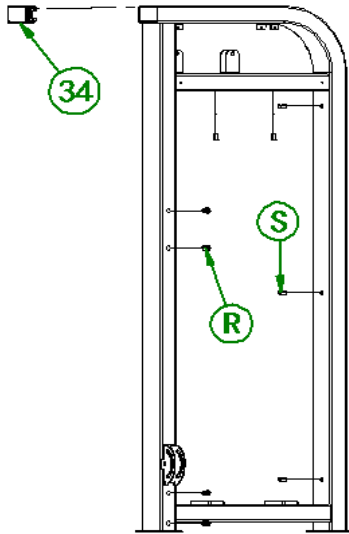
## Assembly steps

Step NO	Item NO	Name	Quantity	Item NO	Name	Quantity
1	NO.1	Small door assembly	1	NO.28	15-hole center rod	1
	NO.2	Main frame assembly	1	NO.29	Cotter pin	1
	NO.25	Rubber Column	2	NO.30	Weight plate	15
	NO.26	Counterweight pins	1	NO.9	Φ20*1217mm guide bar	2
	NO.27	Counterweight assembly	1	E	M10*30 half round head screws	2
	F	M10*25 half round head screws	4	O	Φ10 spacer	4
	NO.14	Optical axis fixing plate	1			



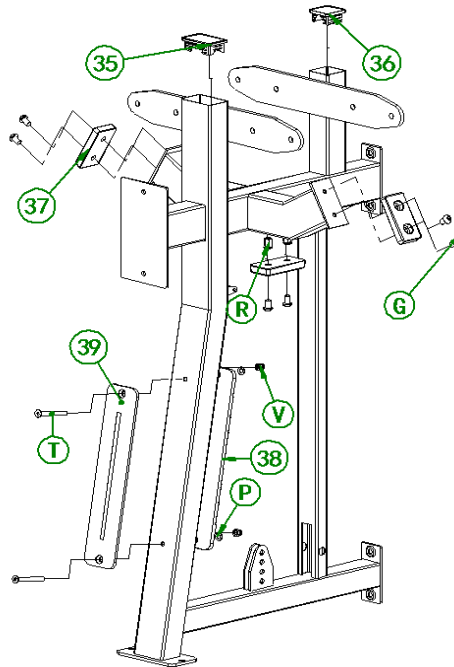
## NO.1 Small door assembly\*1pc

Step NO	Item NO	Name	Quantity	Item NO	Name	Quantity
	NO.34	50*100 square pipe plug	1			
	R	M10 pull rivet nut	6			
	S	M8 pull rivet nut	6			



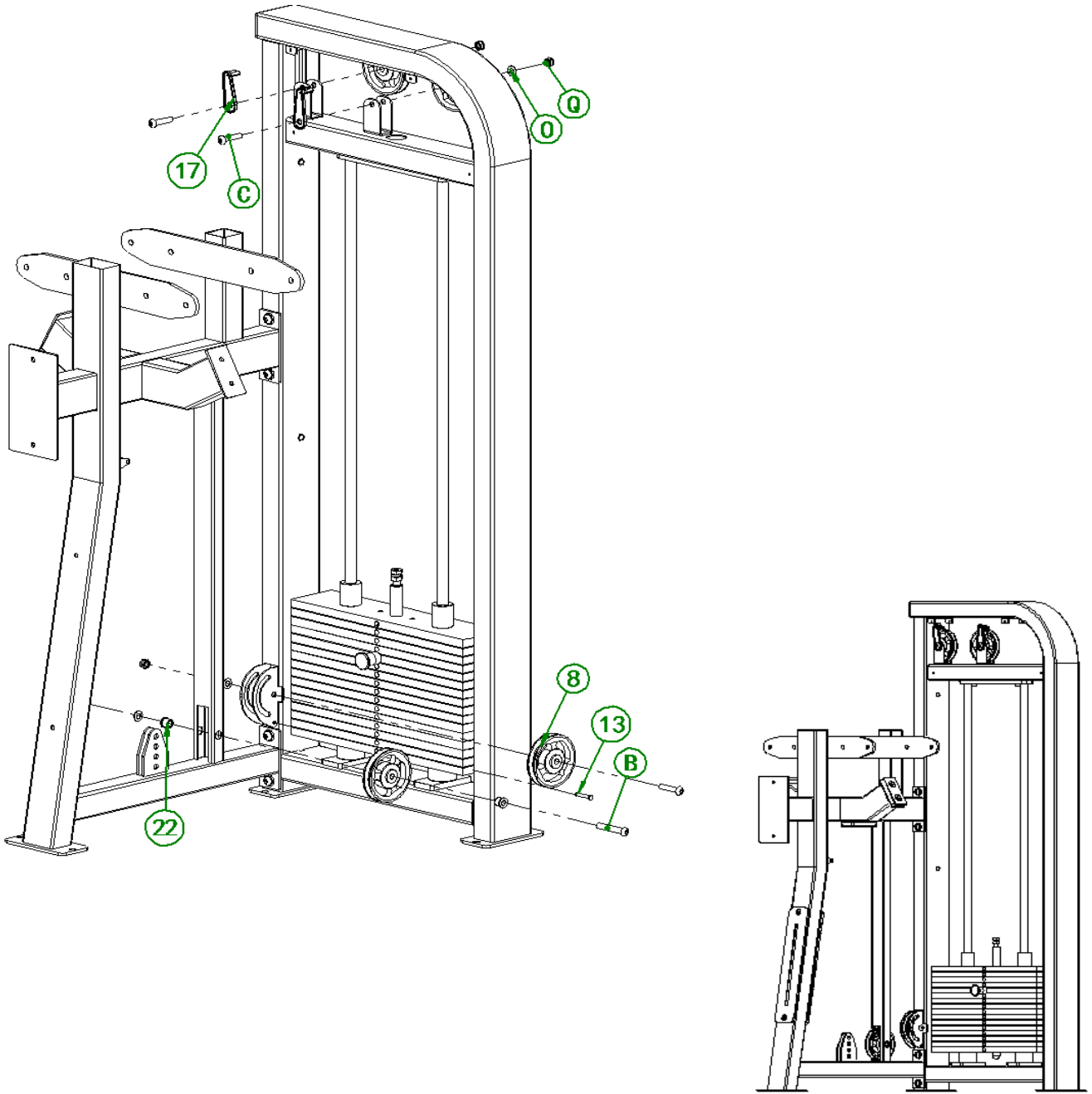
## NO.2 Main frame assembly\*1pc

Step NO	Item NO	Name	Quantity	Item NO	Name	Quantity
	NO.35	50*75 square pipe plug	1	NO.39	Cardboard	1
	NO.36	50*50 square pipe plug	1	T	M8*75 flat countersunk head screws	2
	NO.37	Thin shock absorption	3	P	Φ8 spacer	2
	NO.38	Stall plate	1	V	M8 nut	2
	R	M10 pull rivet nut	2	G	M10*16 half round head screws	4



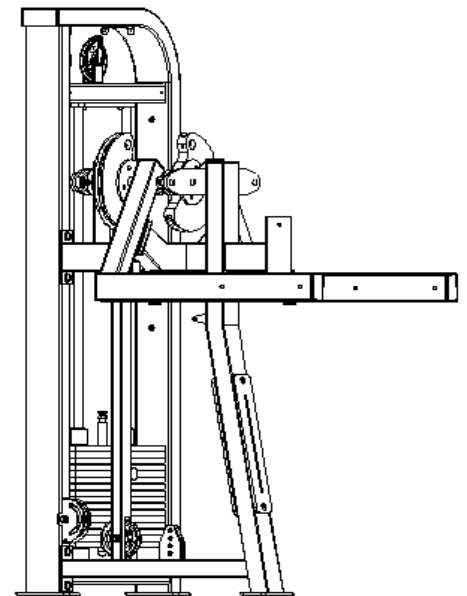
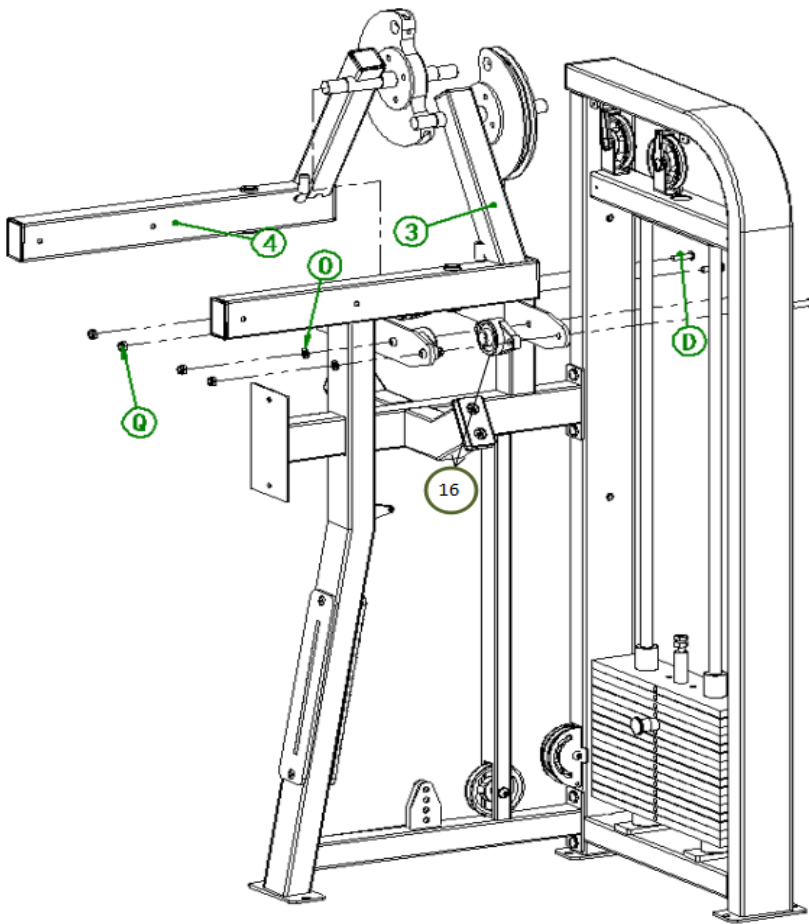
## Assembly steps

Step NO	Item NO	Name	Quantity	Item NO	Name	Quantity
2	NO.17	Pulley ferrule	2	C	M10*45 half round head screws	3
	NO.8	Pulley	4	O	Φ10 spacer	4
	NO.22	Pulley limit sleeve	2	Q	M10 lock nut	4
	NO.13	Card rope pin	1	B	M10*65 half round head screws	1



## Assembly steps

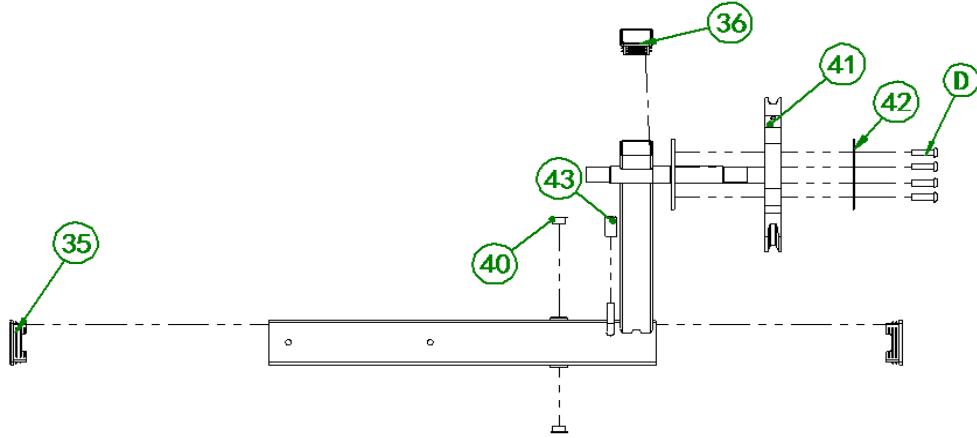
Step NO	Item NO	Name	Quantity	Item NO	Name	Quantity
3	NO.3	Right movable arm assembly	1	D	M10*35 half round head screws	8
	NO.4	Left movable arm assembly	1	O	Φ10 spacer	8
	Q	M10 lock nut	8	NO.16	Bearing Housing	4





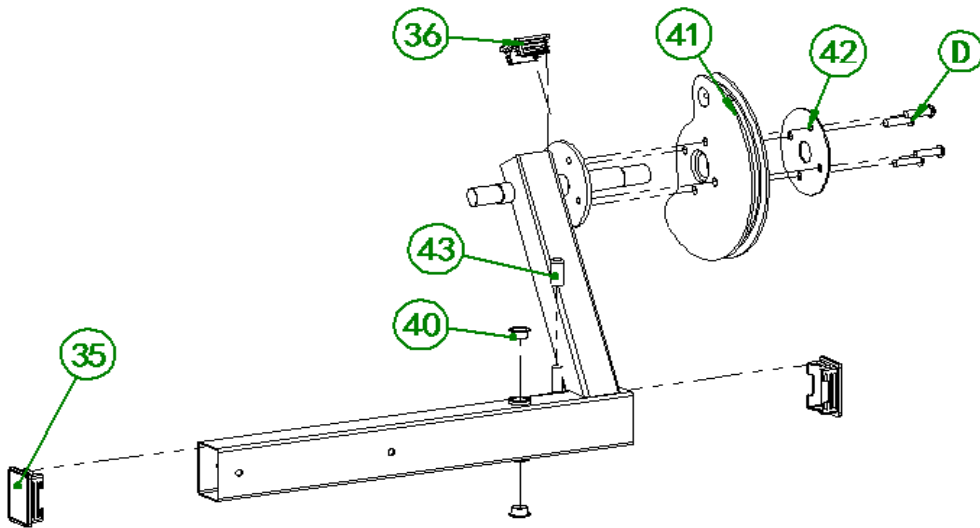
## NO.4 Left movable arm assembly

Step NO	Item NO	Name	Quantity	Item NO	Name	Quantity
	NO.35	50*75 square pipe plug	2	NO.42	Rope coil locking plate	1
	NO.36	50*50 square pipe plug	1	NO.43	Limit sleeve	1
	NO.40	Copper Bushing	2	D	M10*35 half round head screws	4
	NO.41	Rope Coil	1			




## NO.3 Right movable arm assembly\*1pc

Step NO	Item NO	Name	Quantity	Item NO	Name	Quantity
	NO.35	50*75 square pipe plug	2	NO.42	Rope coil locking plate	1
	NO.36	50*50 square pipe plug	1	NO.43	Limit sleeve	1
	NO.40	Copper Bushing	2	D	M10*35 half round head screws	4
	NO.41	Rope Coil	1			



## Assembly steps

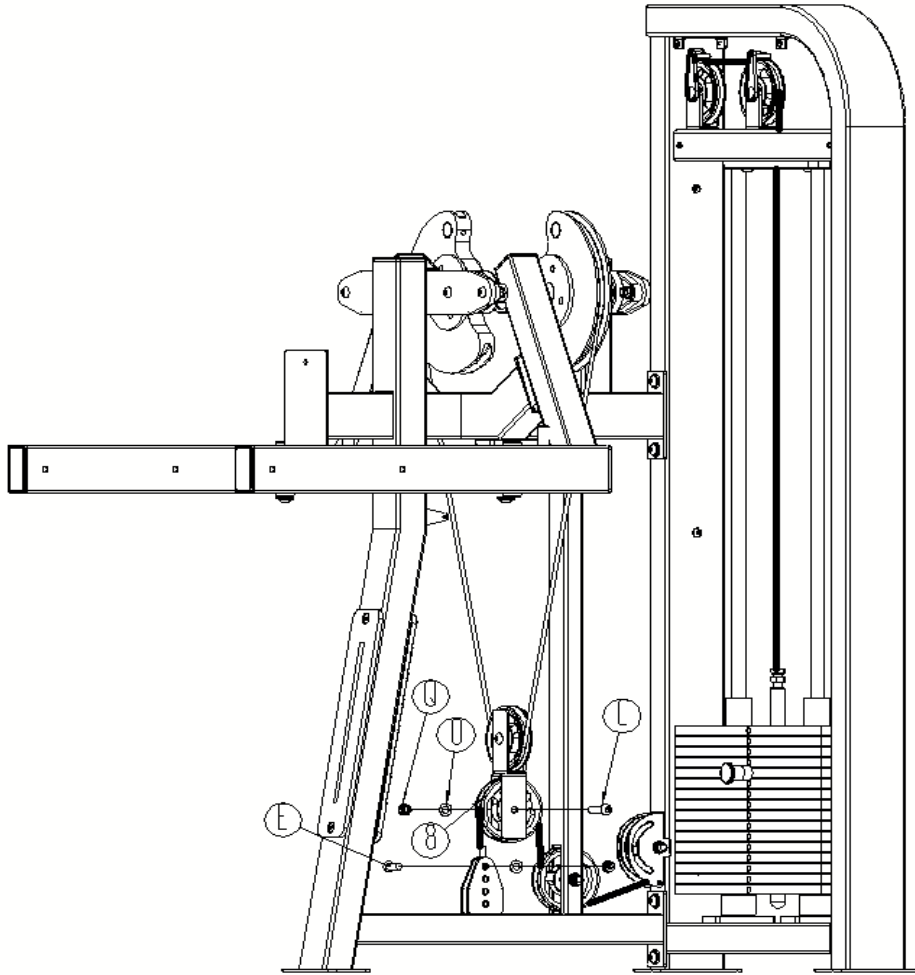
Step NO	Item NO	Name	Quantity	Item NO	Name	Quantity
4	NO.15	Fixed steel cable column	2	L	8*12 Top wire	4
	NO.5	Steering Pulley Assemblies	1	Q	M10 lock nut	1
	NO.8	Pulley	1	C	M10*45 half round head screws	1
				O	Φ10 spacer	1



**Wire rope alignment diagram**

## Assembly steps

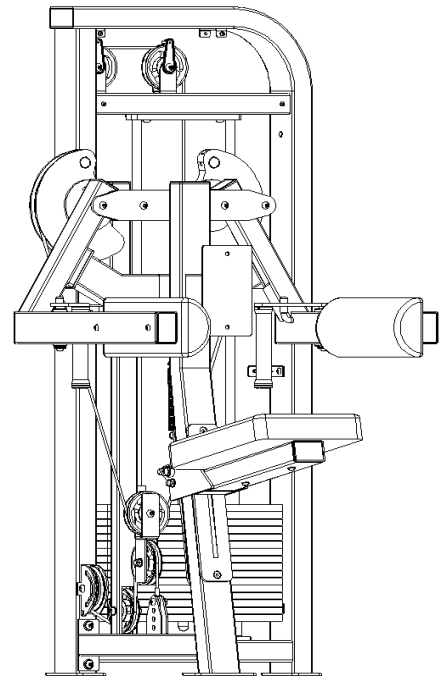
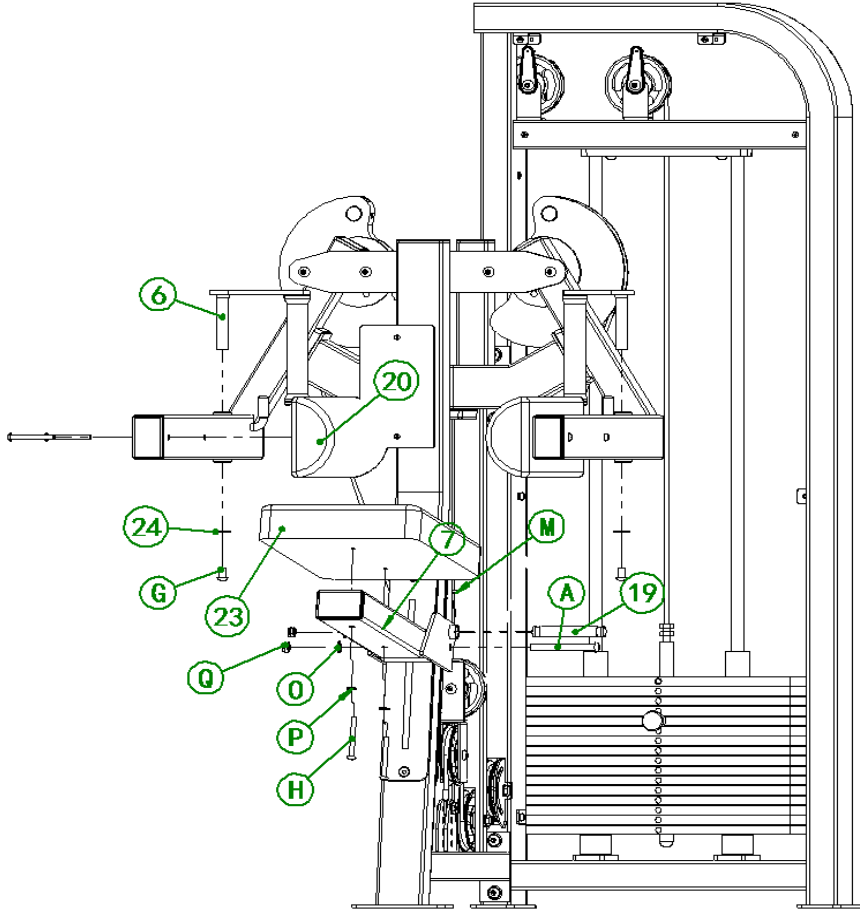
Step NO	Item NO	Name	Quantity	Item NO	Name	Quantity
5	NO.8	Pulley	1	L	M10*45 half round head screws	1
	E	M10*30 half round head screws	1	O	Φ10 spacer	2
	Q	M10 lock nut	2	32	Cable2	1



**Wire rope alignment diagram**

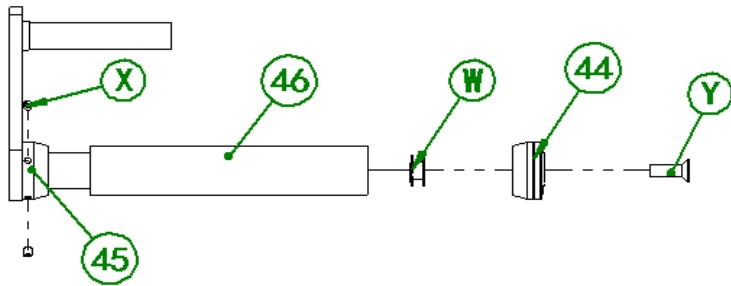
## Assembly steps

Step NO	Item NO	Name	Quantity	Item NO	Name	Quantity
6	NO.6	Handlebar assembly	2	NO.24	Gasket	2
	NO.7	Reverse seat subassembly	1	A	M10*105 half round head screws	2
	NO.19	Snap Shaft	1	M	6*5 Top wire	2
	NO.20	Cushion	1	P	Φ8 spacer	2
	NO.23	Cushion	1	O	Φ10 spacer	4
	G	M10*16 half round head screw	2	H	M8*70 half round head screws	6
	Q	M10 lock nut	2			



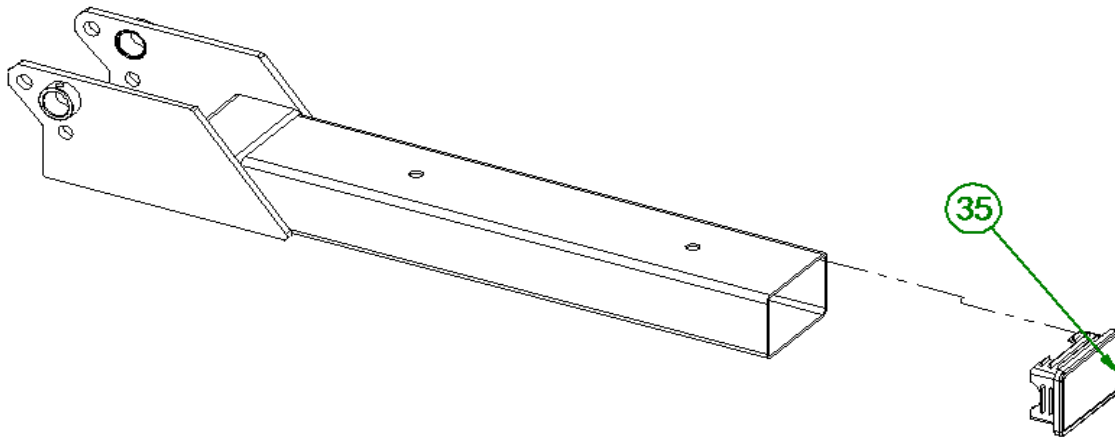
### NO.6 Handlebar assembly\*2pcs

Step NO	Item NO	Name	Quantity	Item NO	Name	Quantity
	NO.46	Handle rubberΦ25*175mm	1	X	5*6 Top wire	2
	NO.44	Aluminum end caps	1	Y	M8*25 flat countersunk head screws	1
	NO.45	Aluminum locking cover	1	W	M8 star nut	1



### NO.7 Reverse seat subassembly\*1pc

Step NO	Item NO	Name	Quantity	Item NO	Name	Quantity
	NO.35	50*75 square pipe plug	1			



## Assembly steps

Step NO	Item NO	Name	Quantity	Item NO	Name	Quantity
7	NO.11	Label Board	2	NO.21	Chest Cushion	1
	NO.12	Small mounting plate	4	N	5*8 Crossed pan round head screws	12
	NO.10	Cover	1	J	M8*25 half round head screws	2
	K	M8*20 half round head screws	4	NO.18	Tension spring	1

