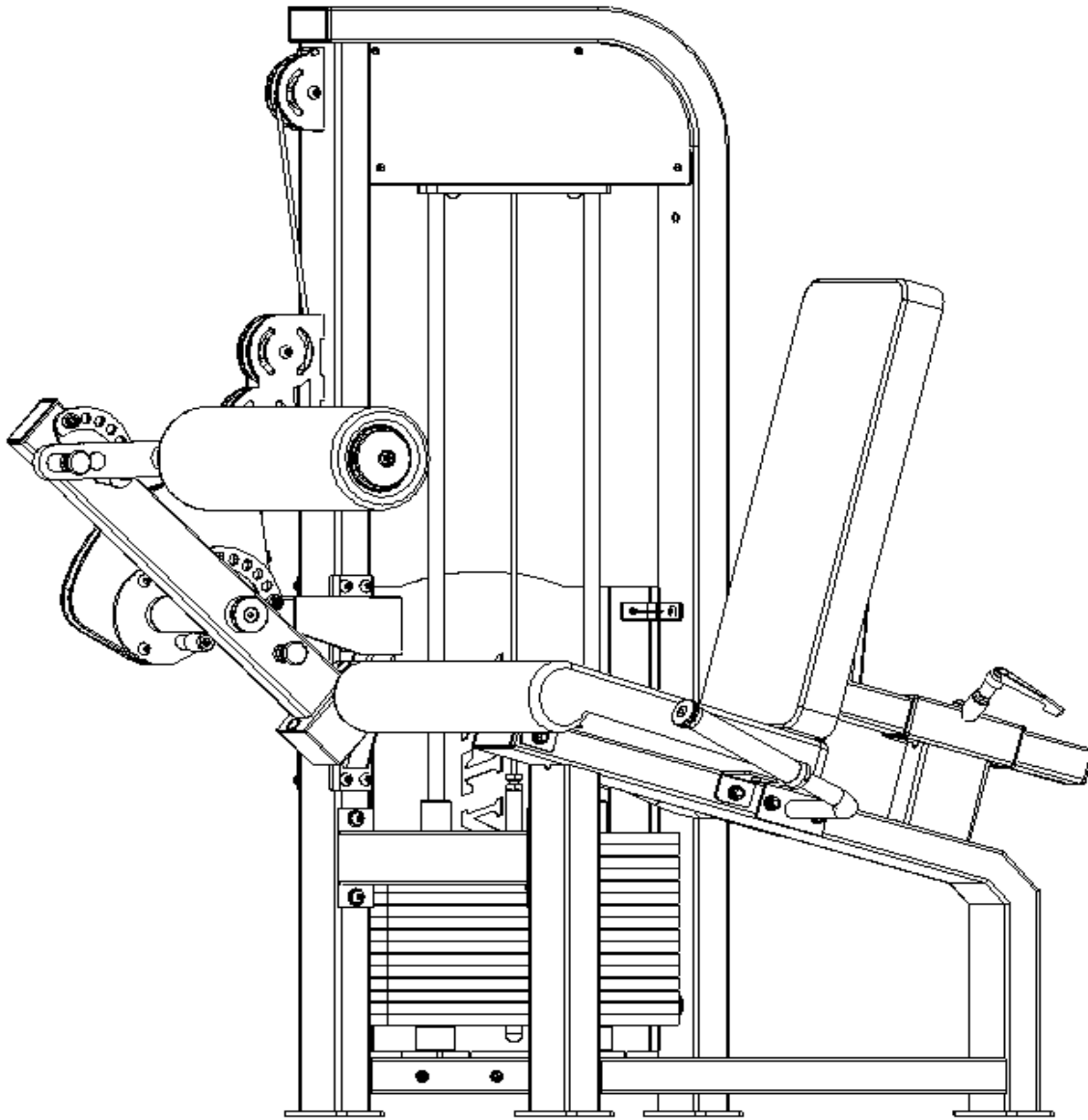
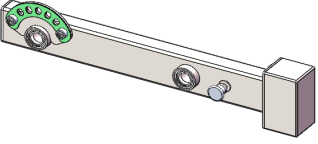
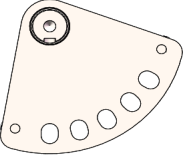
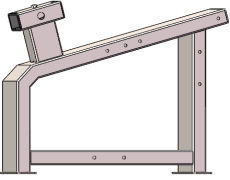
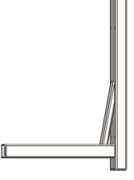


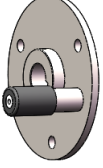


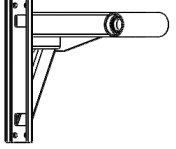
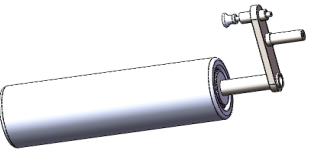

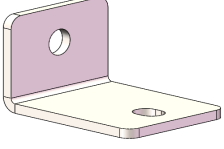
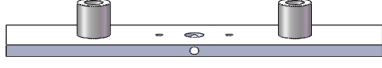
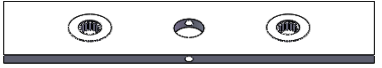

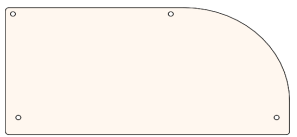



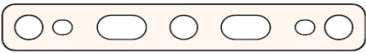


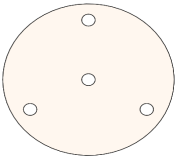
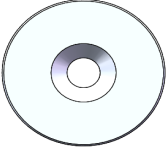

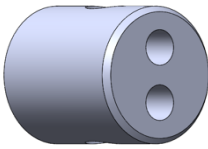
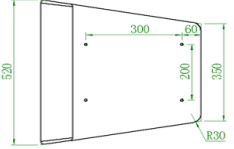


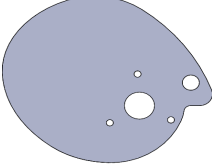
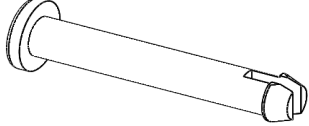
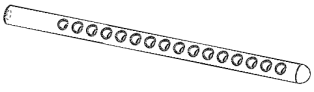


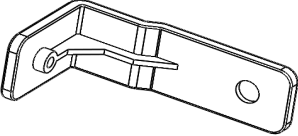
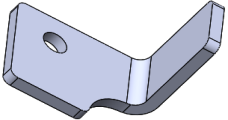

GC-5002 Seated Leg Extension

Installation Standard Instructions







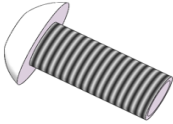
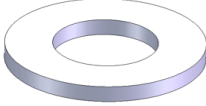
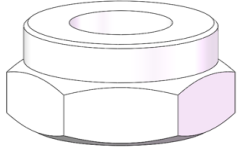
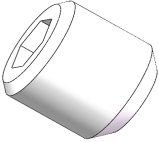
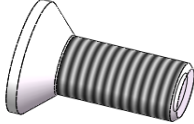


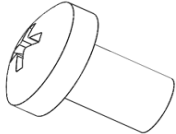


Parts list-1 (individual packaging)

					
No.1	Boom assembly*1pc	No.2	welding components*1pc	No.3	frame welding group*1pc
					
No.4	Backrest welding *1pc	No.5	Handle Welding Right*1pc	No.6	Handle Welding Left*1pc
					
No.7	steering pulley*1pc	No.8	Small door welding*1pc	No.9	down link*2pcs
					
No.10	bracket*1pc	No.11	foam rod*1pc	No.12	large backrest*1pc
					
No.13	Cushion Plate*4pcs	No.14	counterweight*1pc	No.15	weight plate*15pcs
					
No.16	guard plate*1pc	No.17	label board*2pcs	No.18	rubber column*2pcs

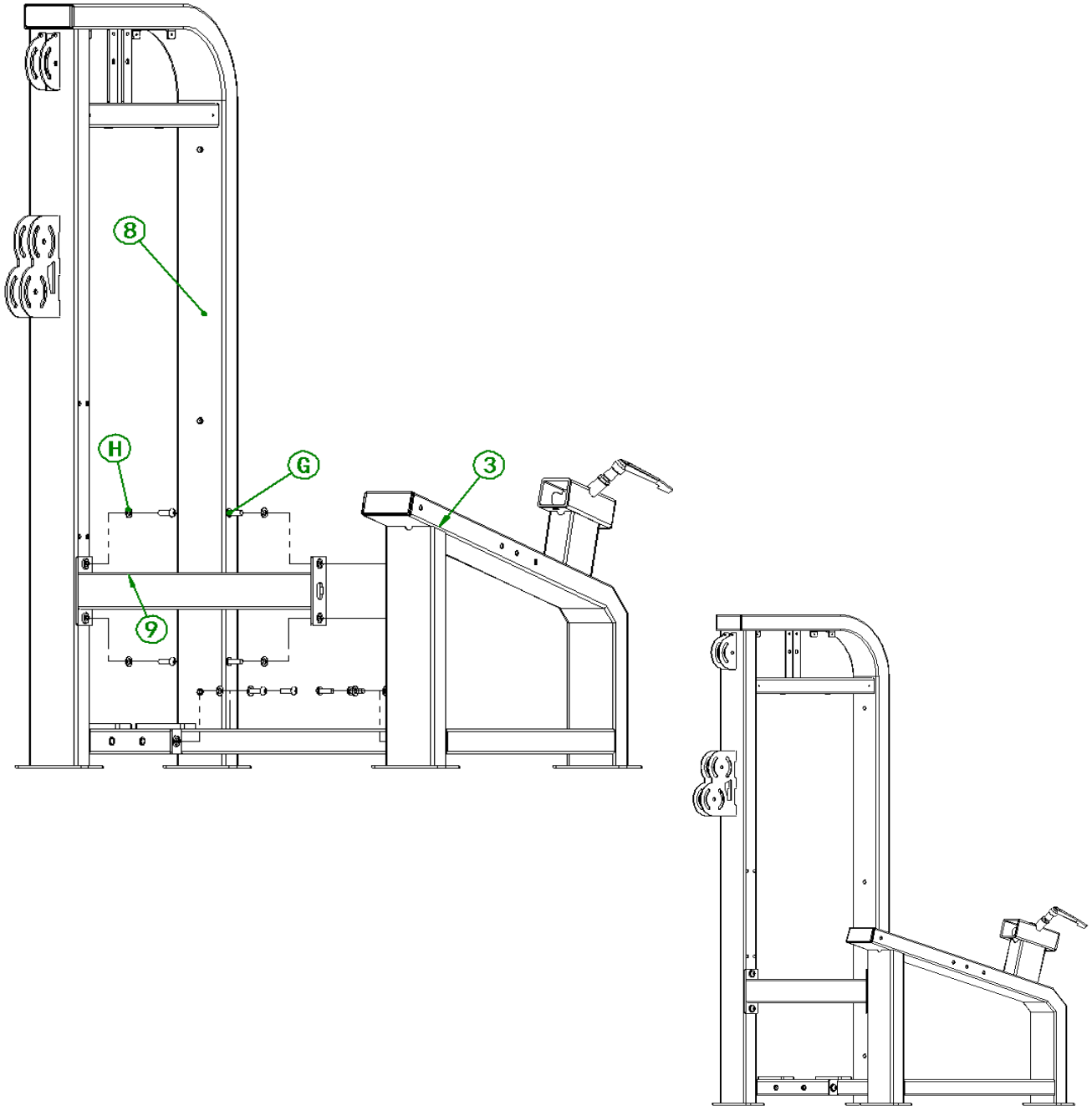
					
No.19	Optical axis fixing plate*1pc	No.20	Φ20*2.0*1217mm Rod*2pcs	No.21	sleeve*1pc
					
No.22	rope reel*1pc	No.23	alloy end cap Φ50*10mm*2pcs	No.24	lock plate*1pc
					
No.25	cylinder*1pc	No.26	cushion*1pc	No.27	Φ105 Pulley*4pcs
					
No.28	8*25 Flat key*1pc	No.29	rope reel*1pc	No.30	rope pin*2pcs
					
No.31	rod*1pc	No.32	plug*1pc	No.33	cable*1pc
					
No.34	mounting plate*4pcs	No.35	Tie fixing plate*4pcs	No.36	cotter pin*1pc

Blister Pack List

					
A	screw M10*120*8pcs	B	screw M10*20*1pc	C	screw M10*45*7pcs
					
D	screw M10*30*3pcs	E	screw M10*16*1pc	F	screw M8*60*4pcs
					
G	screw M10*25* 8pcs	H	Φ10 washer*26pcs	I	M10 screw *15pcs
					
J	M8*12 top wire*2pcs	K	M10*25 screw *2pcs	L	M8*25screw *4pcs
					
		Y	M8*20 screw*4pcs	U	M5*8screw*12pcs

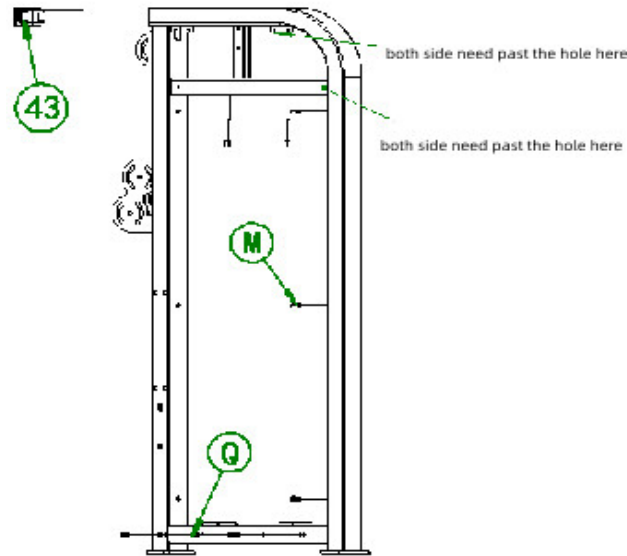
Assembly steps

Step NO	Item NO	Name	Quantity	Item NO	Name	Quantity
1	8	Small door welding	1	G	M10*25 screw	8
	9	down link	2			
	3	frame welding group	1	H	Φ10 washer	8



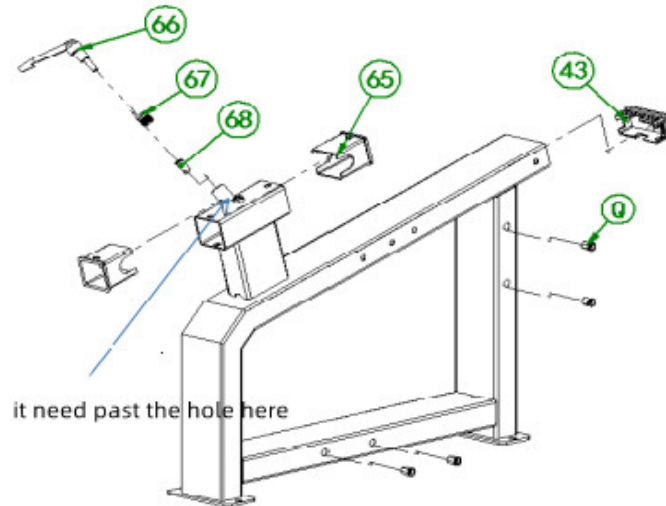
No.8 Small door welding *1pc

Step NO	Item NO	Name	Quantity	Item NO	Name	Quantity
	43	50*100 Square tube plug	1	Q	M10 screw	8
				M	M8 screw	6



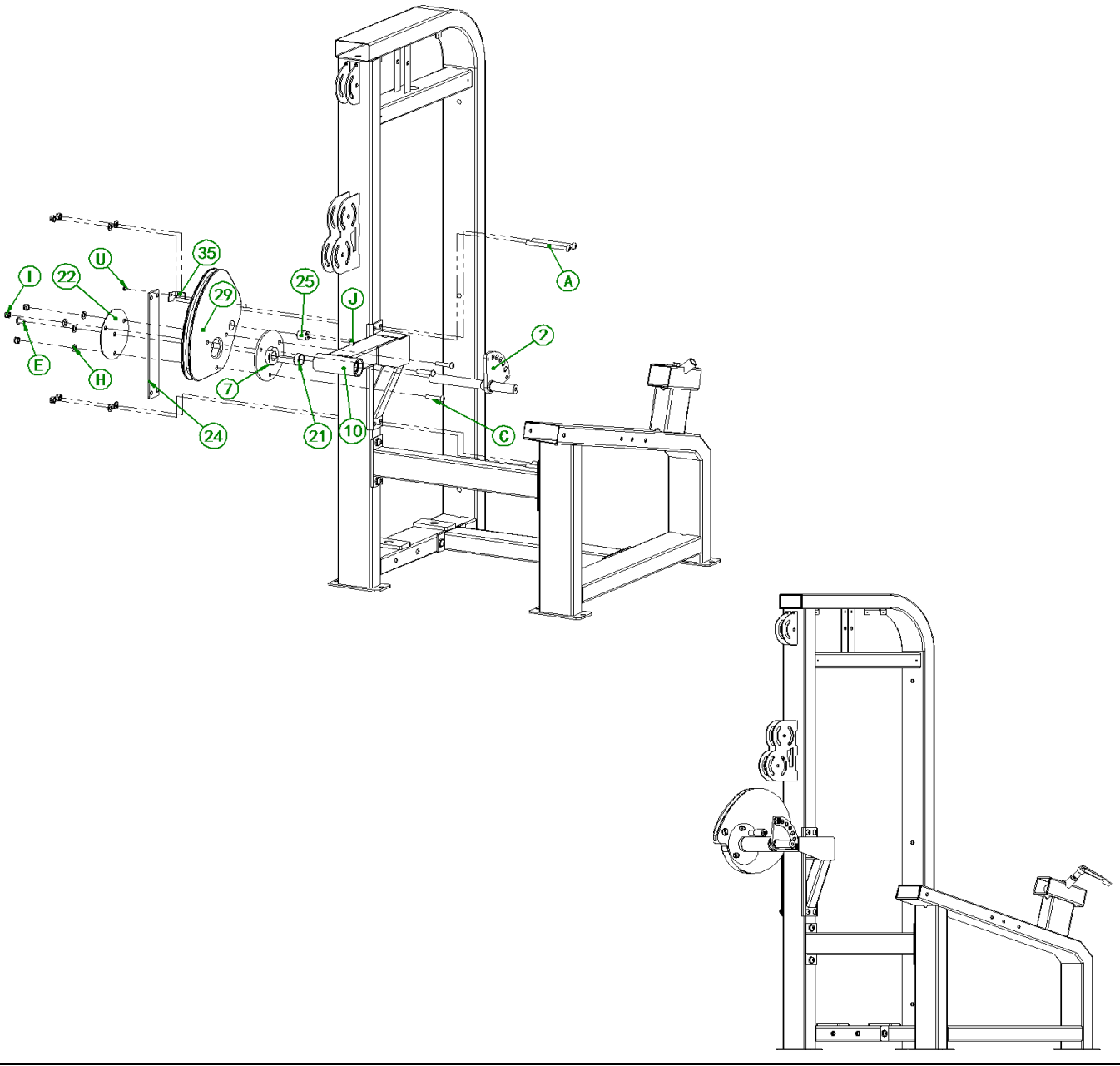
No.3 frame welding group *1pc

Step NO	Item NO	Name	Quantity	Item NO	Name	Quantity
	65	Reducer	2	68	top post	1
	66	Rotary handle	1	43	50*100Square tube plug	1
	67	Hexagon lock nut	1	Q	M10 screw	4



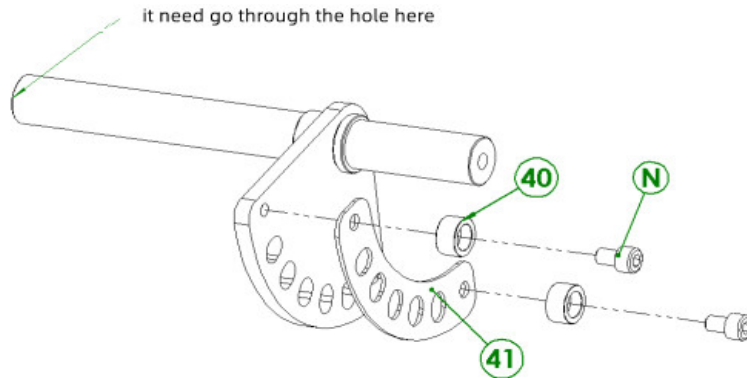
Assembly steps

Step NO	Item NO	Name	Quantity	Item NO	Name	Quantity
2	24	lock plate	1	29	rope reel	1
	22	rope reel	1	10	bracket	1
	25	cylinder	1	28	8*25 Flat key	1
	A	M10*120 screw	4	21	sleeve	1
	H	Φ10 washer	8	2	welding components	1
	E	M10*16 screw	1	7	steering pulley	1
	J	8*12 top pin	2	I	M10 screw	7
	C	M10*45 screw	3	35	Tie fixing plate	1
				U	ST4.8*13 screw	1



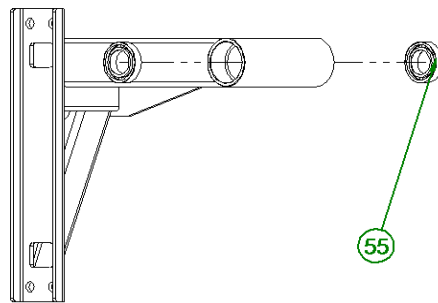
No.2 welding components *1pc

Step NO	Item NO	Name	Quantity	Item NO	Name	Quantity
	40	limit trap	2	N	M8*12screw	2
	41	Adjustment Sheet Metal	1			



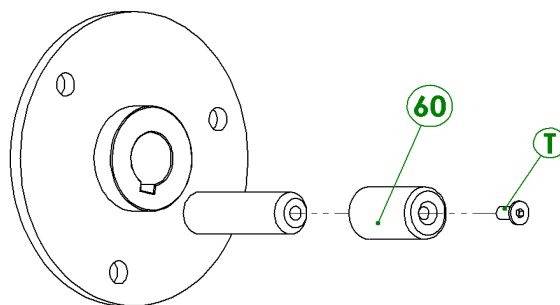
No.10 bracket*1pc

Step NO	Item NO	Name	Quantity	Item NO	Name	Quantity
	55	61905bearing	2			



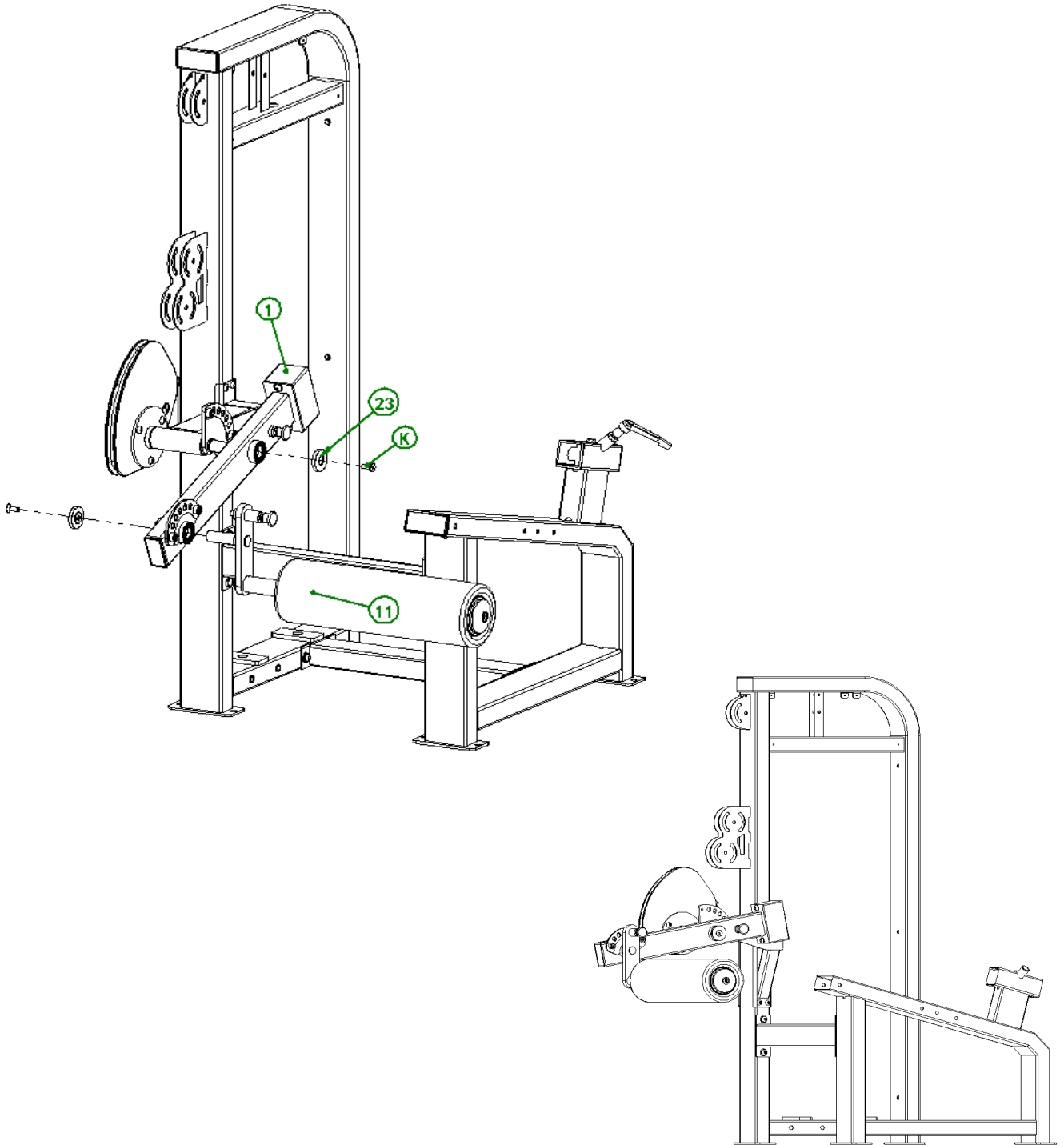
No.7 steering pulley*1pc

Step NO	Item NO	Name	Quantity	Item NO	Name	Quantity
	60	jacket	1			
	T	M5*10 screw	1			



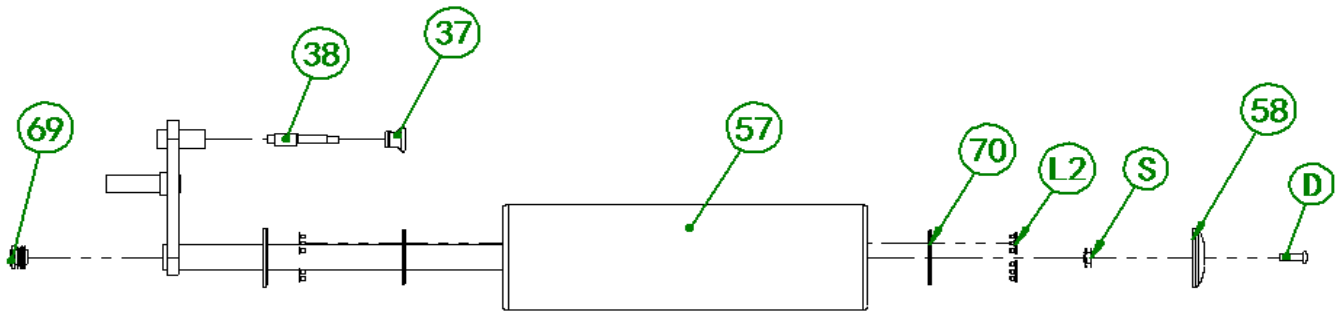
Assembly steps

Step NO	Item NO	Name	Quantity	Item NO	Name	Quantity
3	23	alloy end cap	2	K	M10*25 screw	2
	11	foam rod	1	1	Boom assembly	1



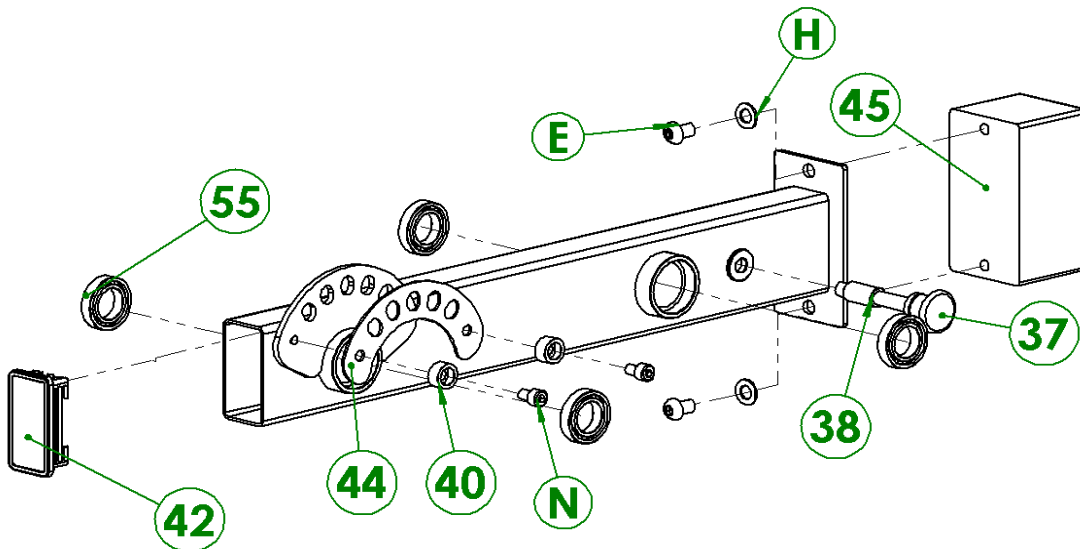
No.11 foam rod *1pc

Step NO	Item NO	Name	Quantity	Item NO	Name	Quantity
	37	Aluminum alloy spring pin	1	D	M10*30screw	1
	38	plug	1	S	M10screw	1
	39	spring	1	57	foam roller	1
	69	Φ32Round pipe plug	1	58	Foam end cap	1
	70	NO.96 plastic parts	2	L2	5*13 screw	12



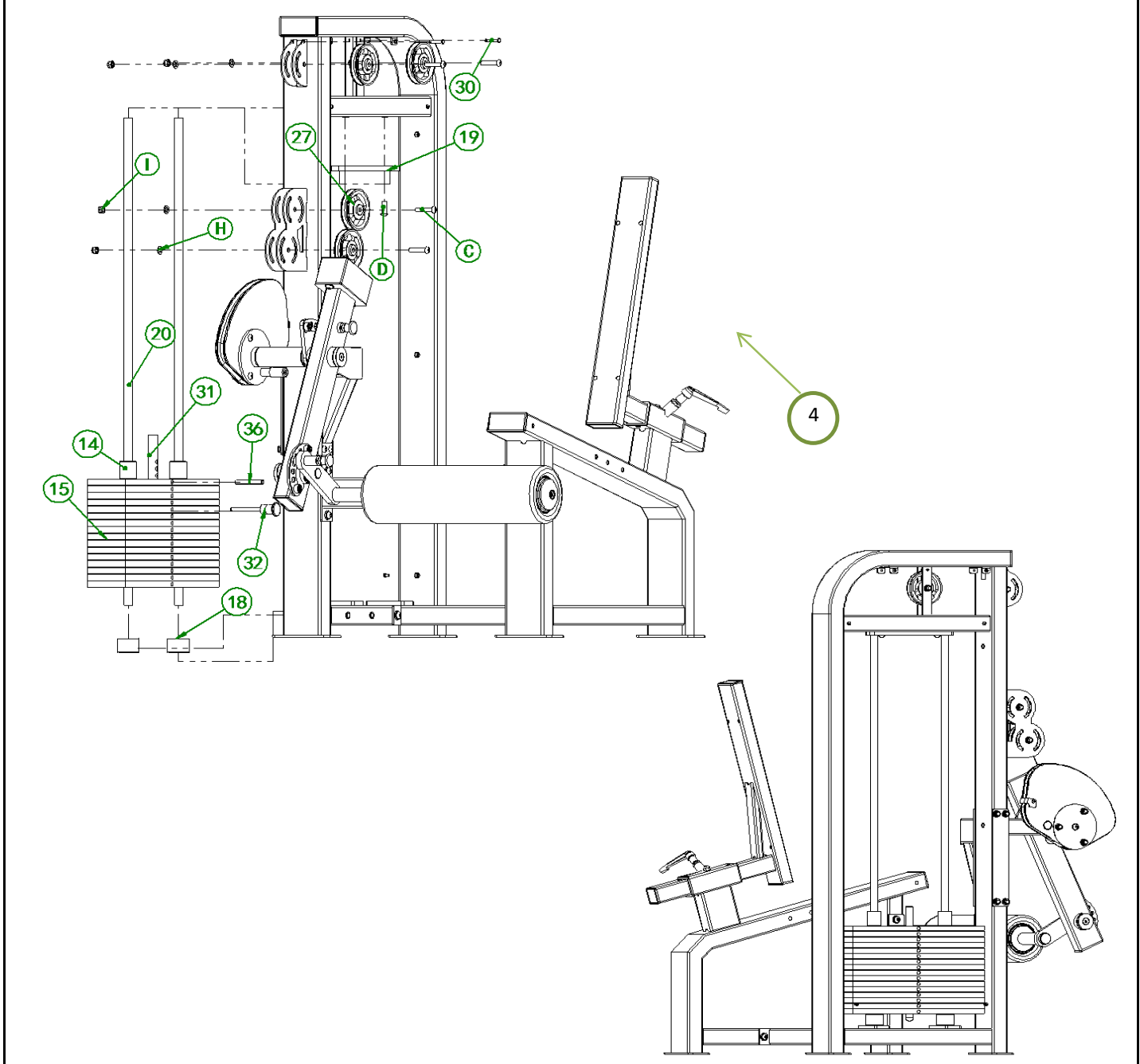
No.1 Boom assembly *1pc

Step NO	Item NO	Name	Quantity	Item NO	Name	Quantity
	45	Counterweight	1	42	40*80 Silencer	1
	55	61905 bearing	4	37	Aluminum alloy spring pin	1
	44	Adjustment plate 5 holes	1	N	M8X12screw	2
	40	limit trap	2	E	M10*16screw	2
	38	plug	1	H	Φ10washer	2
	39	spring	1			



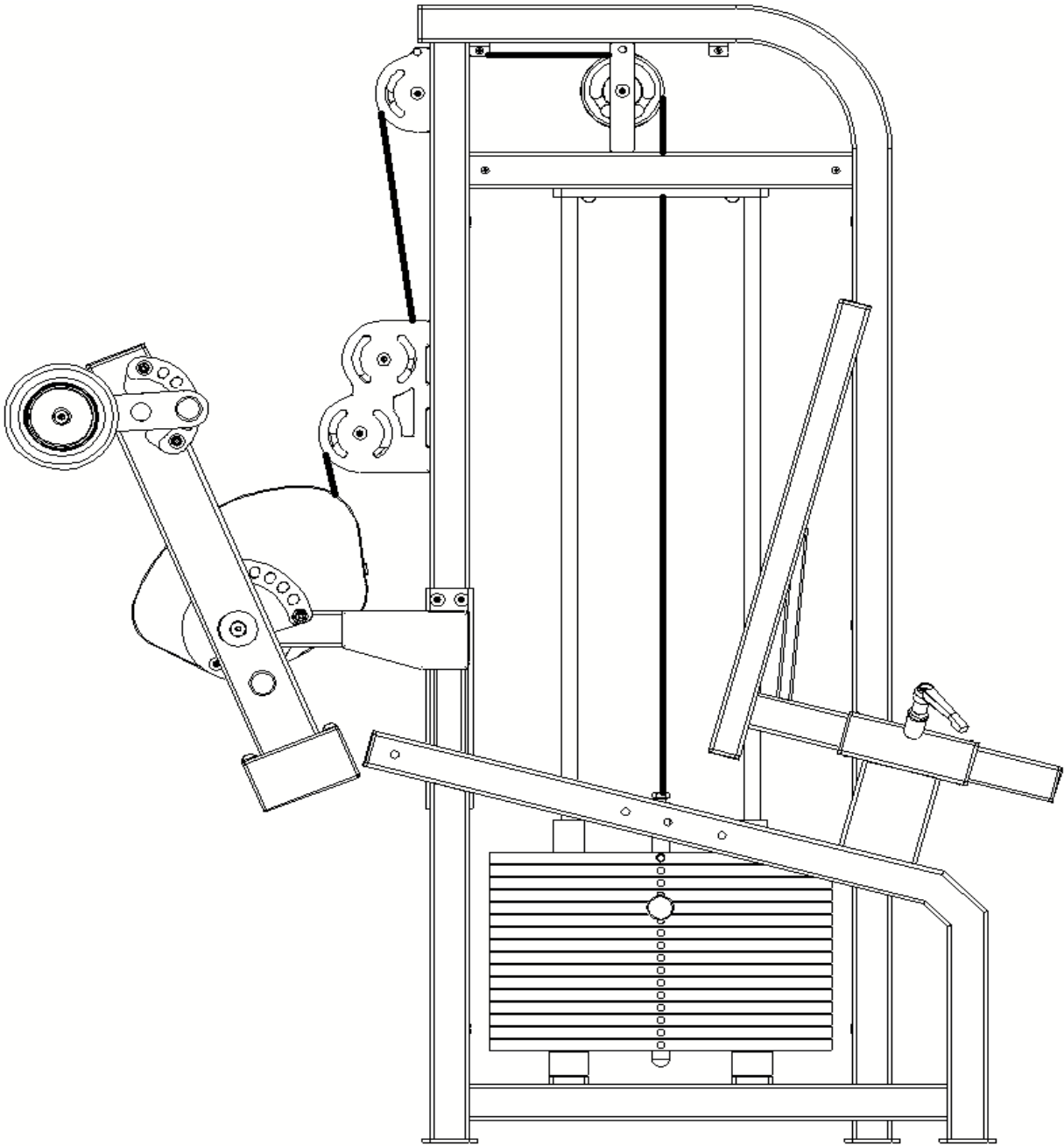
Assembly steps

Step NO	Item NO	Name	Quantity	Item NO	Name	Quantity
4	14	counterweight	1	31	15 holes rod	1
	15	weight plate	17	I	M10screw	5
	30	rope pin	2	D	M10*30 screw	2
	20	Rod	2	H	Φ10 washer	5
	18	rubber column	2	36	10*70 cotter pin	1
	19	Optical axis fixing plate	1	C	M10*45screw	4
	32	plug	1	27	Ø105pulley	4
	4	Backrest welding	1			



Assembly steps

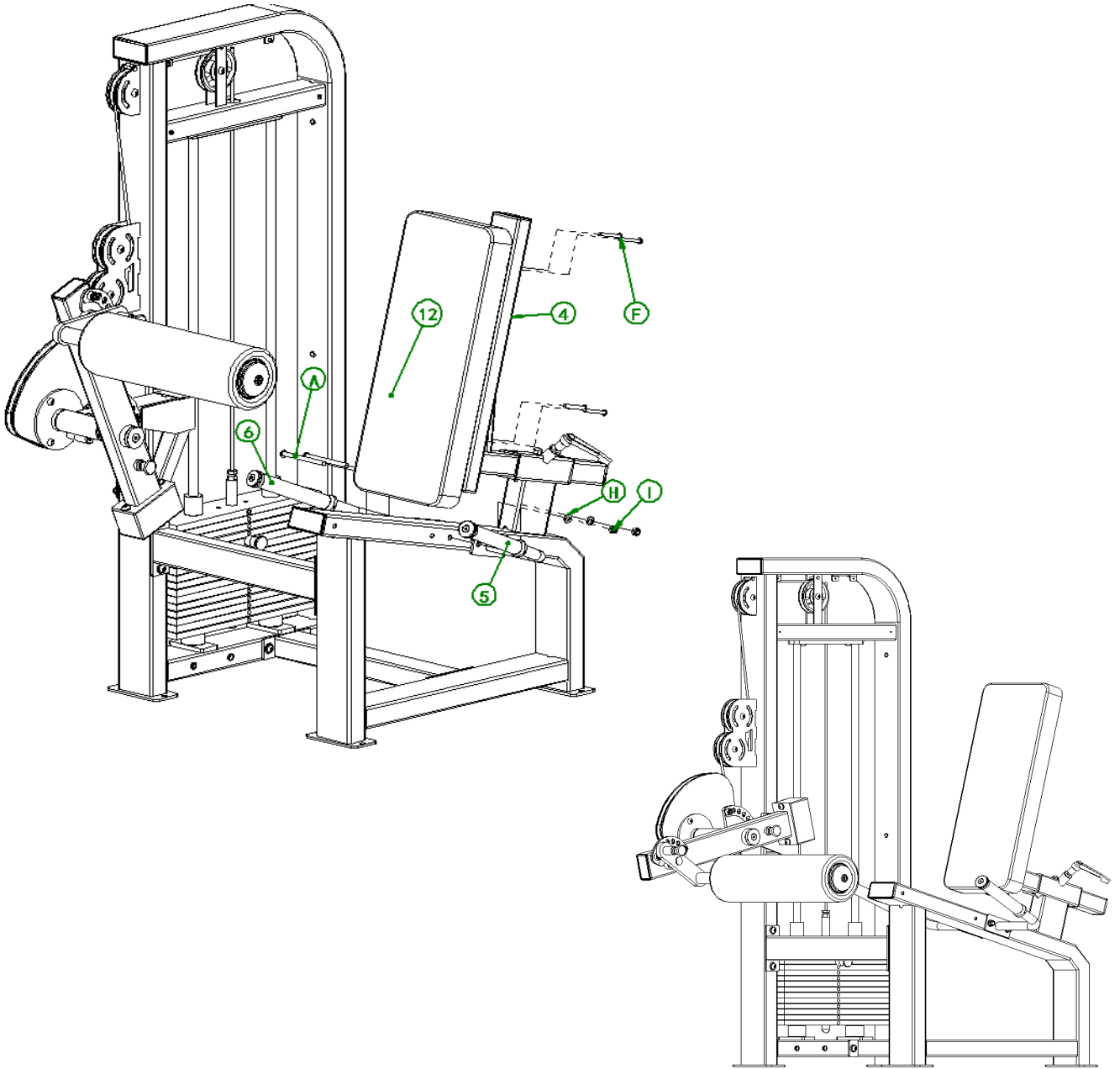
Step NO	Item NO	Name	Quantity	Item NO	Name	Quantity
5	33	cable	1			



Cable connection photo

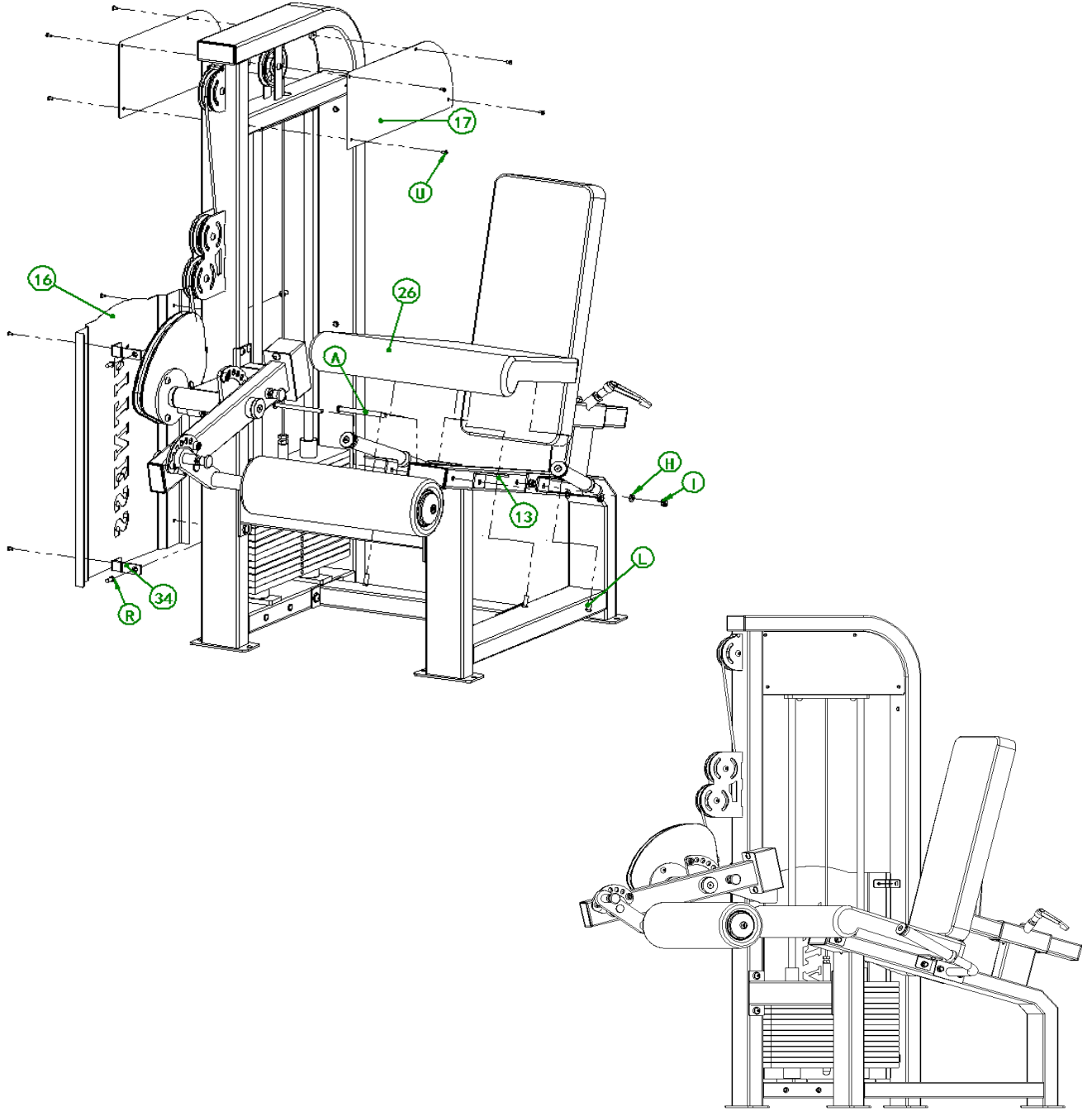
Assembly steps

Step NO	Item NO	Name	Quantity	Item NO	Name	Quantity
6	12	large backrest	1	A	M10*120 screw	2
	4	Backrest welding	1	I	M10 screw	2
	5	Handle Welding Right	1	H	Φ10waher	2
	6	Handle Welding Left	1	F	M8*60screw	4
	B	M10*20 screw	1			



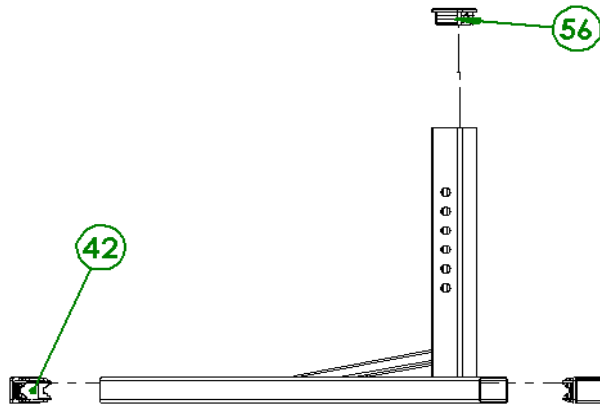
Assembly steps

Step NO	Item NO	Name	Quantity	Item NO	Name	Quantity
7	16	guard plate	1	L	M8*25 screw	4
	17	label board	2	U	M5*8 screw	12
	26	cushion	1	A	M10*120 screw	2
	I	M10screw	2	H	Φ10washer	2
	13	Cushion Plate	4	R	M8*20 screw	4
	34	mounting plate	4			



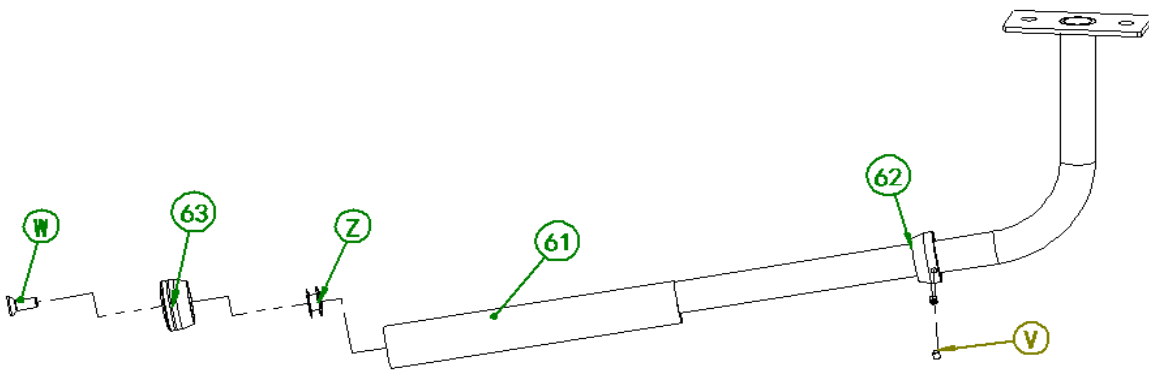
No.4 Backrest welding*1pc

Step NO	Item NO	Name	Quantity	Item NO	Name	Quantity
	42	40*80Square tube plug	2	56	50*50Square tube plug	1



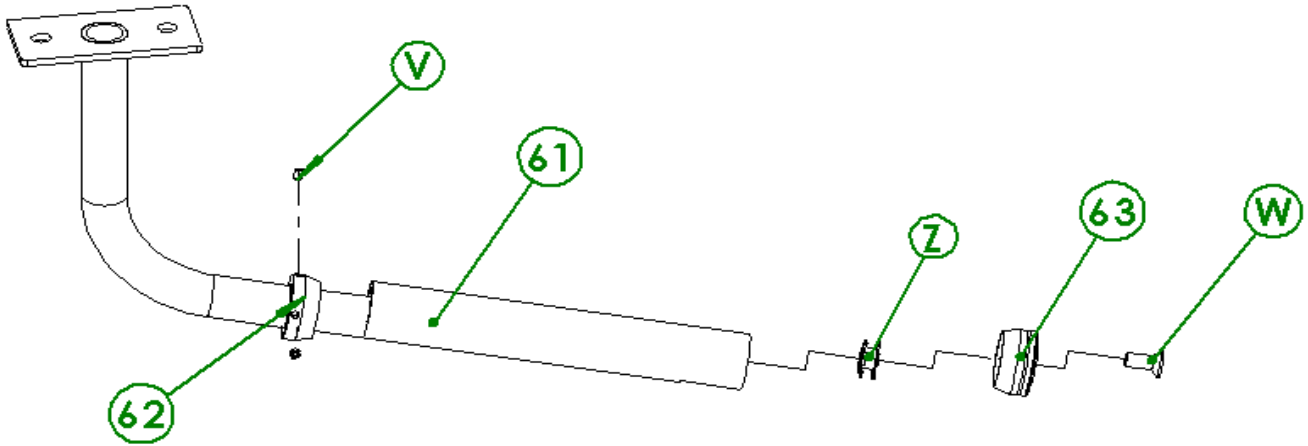
No.6 Handle Welding Left*1pc

Step NO	Item NO	Name	Quantity	Item NO	Name	Quantity
	61	Φ25*200mm rubber	1	W	M8*25 screw	1
	62	Aluminum end cap	1	V	M5*6 screw	2
	63	Aluminum front cover	1	Z	M8 screw	1



No.5 Handle Welding Right*1pc

Step NO	Item NO	Name	Quantity	Item NO	Name	Quantity
	61	Φ25*200mm rubber	1	W	M8*25 screw	1
	62	Aluminum end cap	1	V	M5*6 screw	2
	63	Aluminum front cover	1	Z	M8 screw	1



No.14 counterweight*1pc

Step NO	Item NO	Name	Quantity	Item NO	Name	Quantity
	64	Counterweight guide bush	2			
		counterweight head piece	1			

