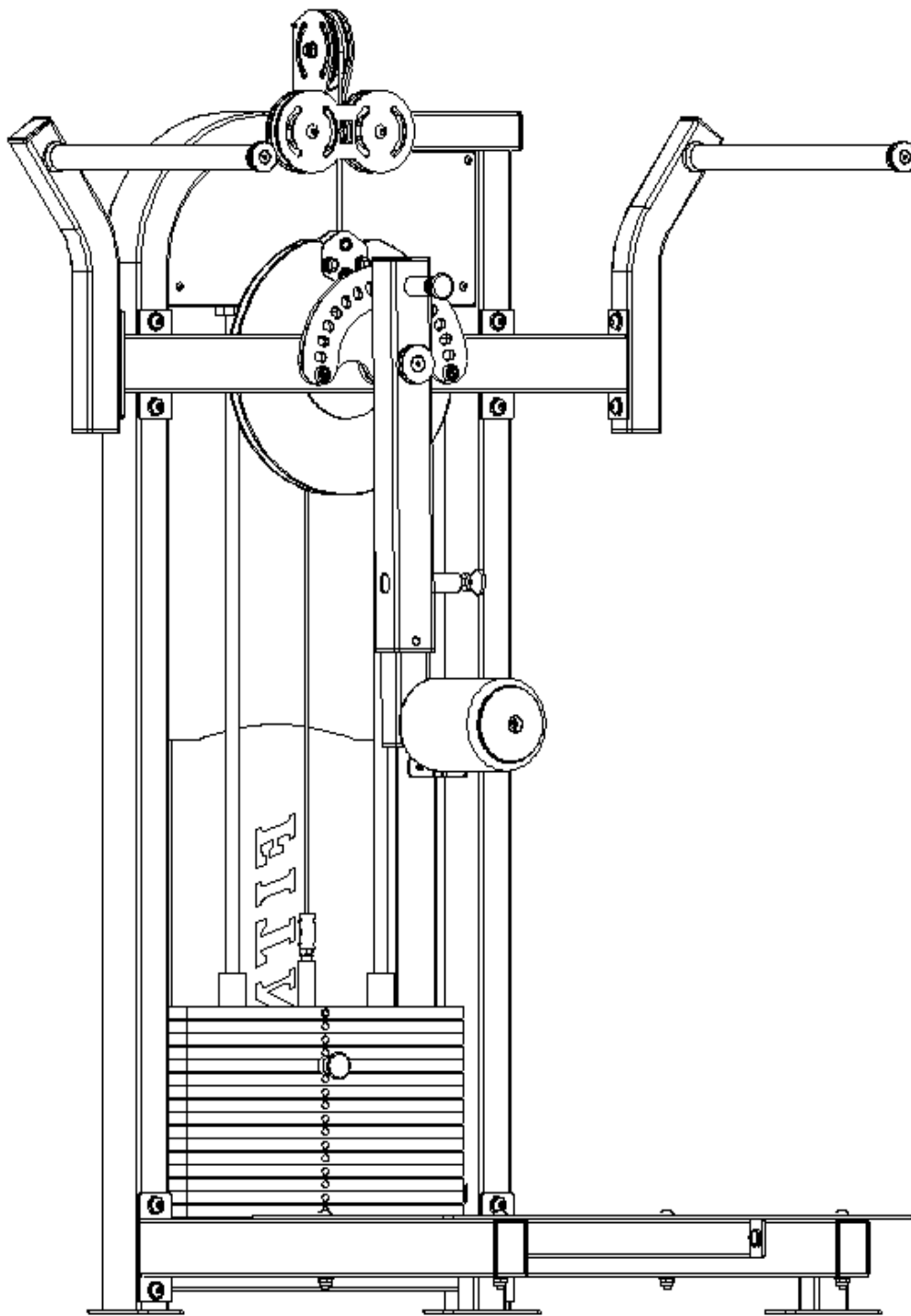
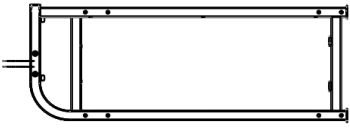
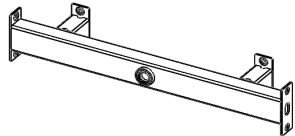
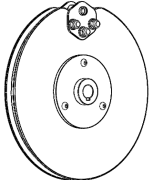

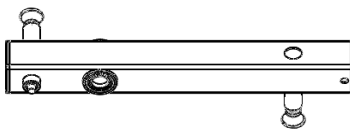
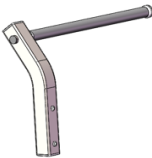
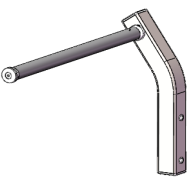
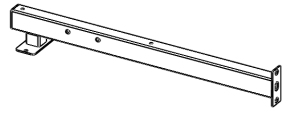
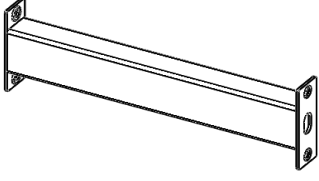
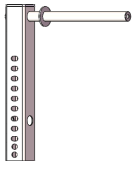
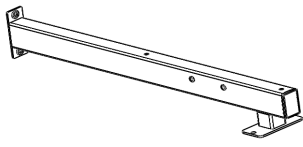


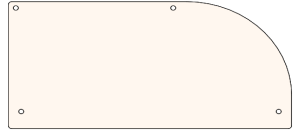
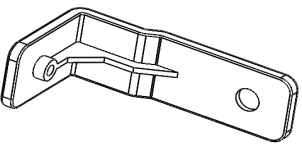

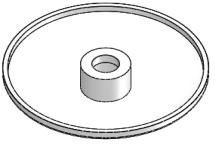
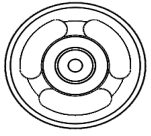


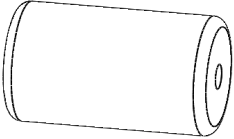


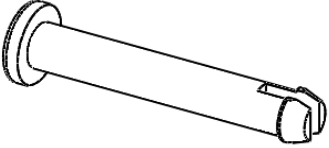
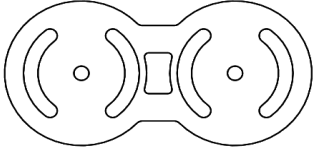
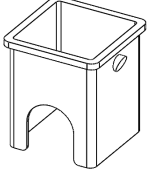
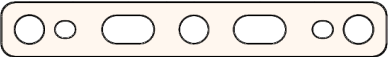

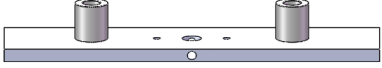
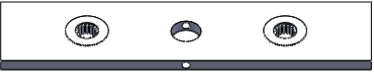

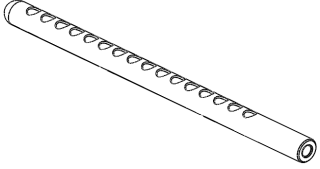

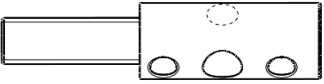
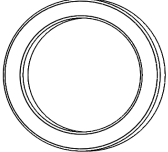


GC-5009 Multi Hip Machine

Installation Standard Instructions



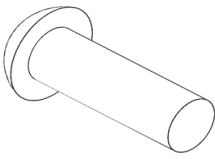
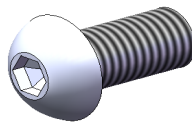
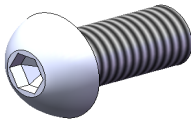
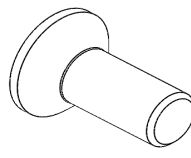
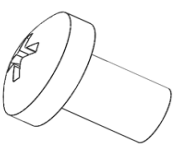
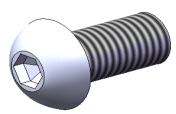
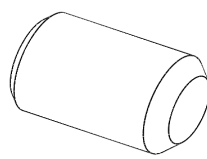
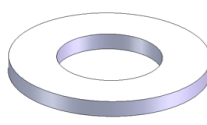
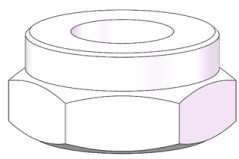
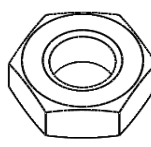


Parts list (Individually packaged)

					
No.1	Small door assembly*1pc	No.2	Spindle fixing assembly*1pc	No.3	Rope reel fixing assembly*1pc
					
No.4	Adjustment disc assembly*1pc	No.5	Moving arm assembly*1pc	No.6	Right handle assembly*1pc
					
No.7	Left handle assembly*1pc	No.8	Foot connection assembly*1pc	No.9	Lower connection components*1pc
					
No.10	Foam adjustment kit*1pc	No.11	Right footrest connection assembly*1pc	No.12	Φ20*1217mm Guide Rods*2pcs
					
No.13	Cover*1pc	No.14	Label Board*2pcs	No.15	Small mounting plate*4pcs
					
No.16	Lids in foam buckets*1pc	No.17	Foam drum closures*1pc	No.18	Pulley*1pc

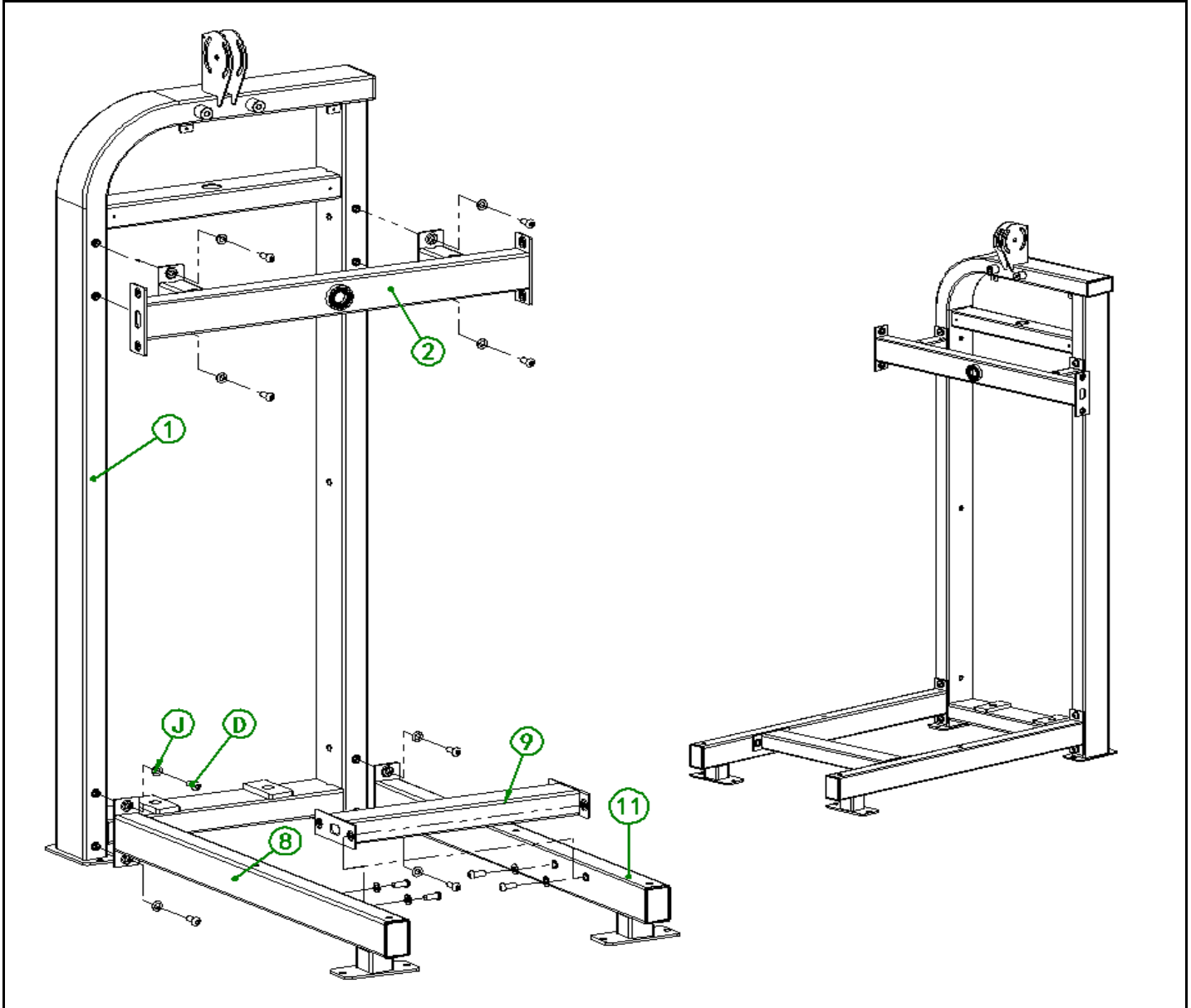
					
No.19	Foam rollers*1pc	No.20	Plastic chute*2pcs	No.21	Patterned panels*1pc
					
No.22	Card rope pin*2pcs	No.23	Dynamic Pulley Board*2pcs	No.24	Reducing sleeve*1pc
					
No.25	Optical shaft fixing plate*1pc	No.26	Cable*1pc	No.27	Counterweight assembly*1pc
					
No.28	Counterweights*15pcs	No.29	Rubber Column*2pcs	No.30	15hole centre pole*1pc
					
No.31	Counterweight pins*1pc	No.32	Small door locking rope post*1pc	No.33	GT004 Partitioning*1pc
					
No.34	Aluminium alloy end caps*1pc	No.35	10*70 Cotter pin*1pc		

Blister pack screw schedule

					
A	M10*95 Half round head screws*4pcs	B	Hexagon socket flat round head screws M10*45*3pcs	C	M10*30 Half round head screws2pcs
					
D	M10*25 Half round head screws*16pcs	E	M10*20 Half round head screws*2pcs	F	10*25 Flat countersunk head screws*1pc
					
G	Hexagon socket Phillips pan round head screws M5*8*12pcs	H	M8*20 Flat round head screws*4pcs	I	8*12 Top wire*3pcs
					
J	Φ10 Gaskets*21pcs	K	M10 Anti-loosening nuts*5pcs	L	M10 Hexagonal nuts*1pc

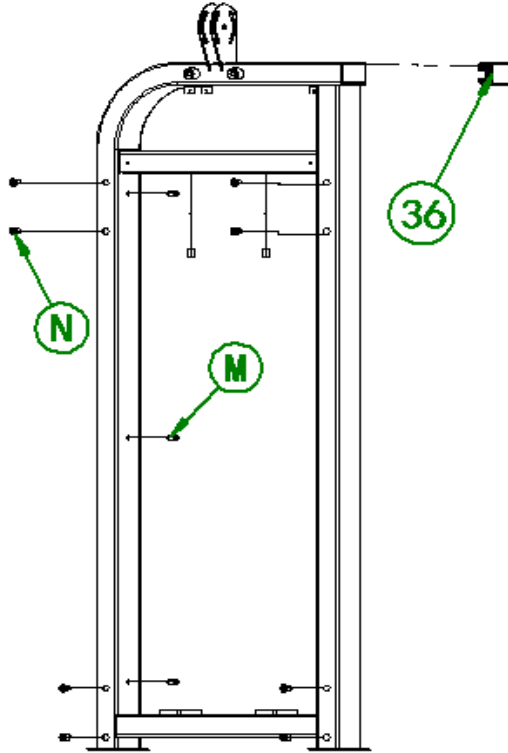
Assembly steps

Step NO	Item NO	Name	Qty	Item NO	Name	Qty
1	No.1	Small door assembly	1	J	Φ10 Gaskets	12
	No.2	Spindle fixing assembly	1	D	M10*25 Half round head screws	12
	No.8	Foot connection assembly	1			
	No.9	Lower connection components	1			
	No.11	Right footrest connection assembly	1			



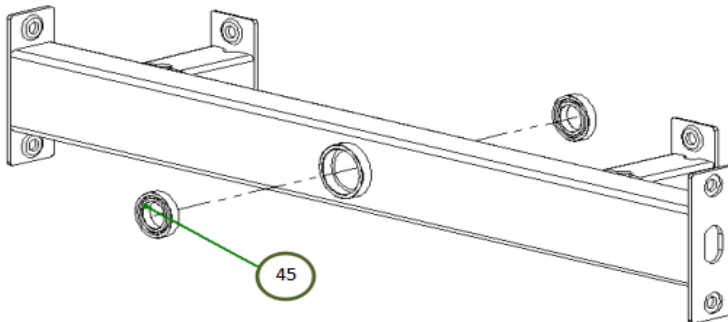
No.1 Small door assembly*1pc

Step NO	Item NO	Name	Qty	Item NO	Name	Qty
	No.36	50*100 Square tube plugs	1			
	M	M8 Pull Rivet Nuts	6			
	N	M10 Pull Rivet Nuts	10			



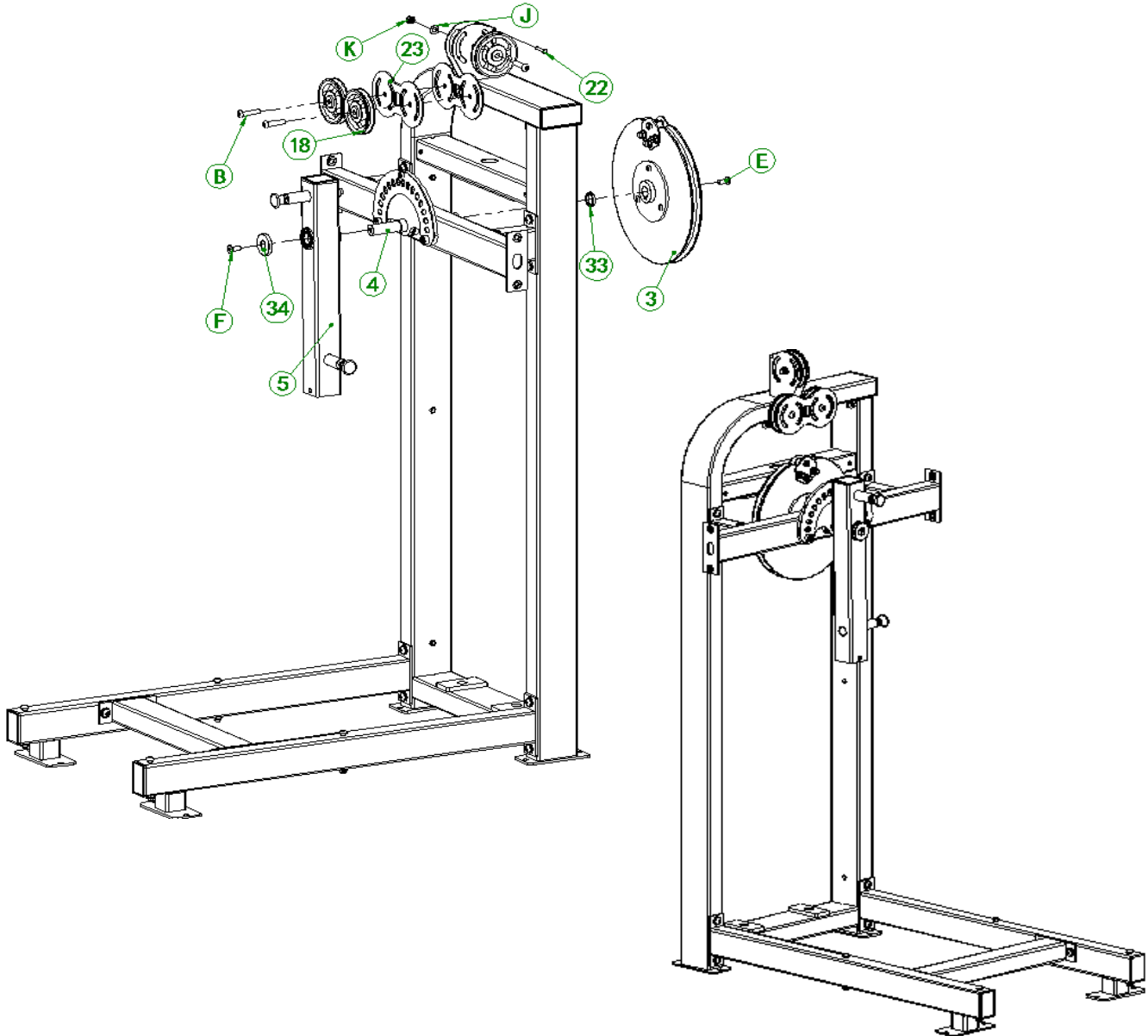
No.2 Spindle fixing assembly*1pc

Step NO	Item NO	Name	Qty	Item NO	Name	Qty
	No.45	61905 Bearings	2			



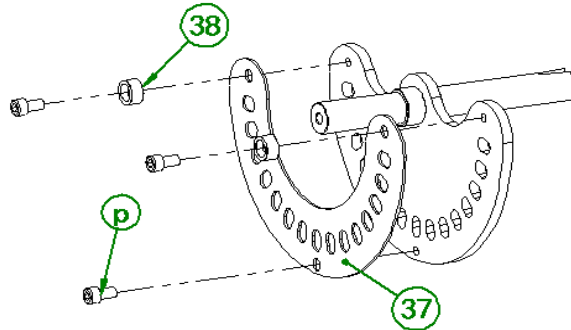
Assembly steps

Step NO	Item NO	Name	Qty	Item NO	Name	Qty
2	No.18	Pulley	3	No.33	GT004 Partitioning	1
	No.22	Card rope pin	1	E	M10*20 Half round head screws	1
	No.5	Moving arm assembly	1	B	M10*45 Half round head screws	3
	No.34	Aluminium alloy end caps	1	F	M10*25 Flat countersunk head screws	1
	No.3	Rope reel fixing assembly	1	K	M10 Anti-loosening nuts	1
	No.4	Adjustment disc assembly	1	J	Φ10 Gaskets	1
	No.23	Dynamic Pulley Board	2			



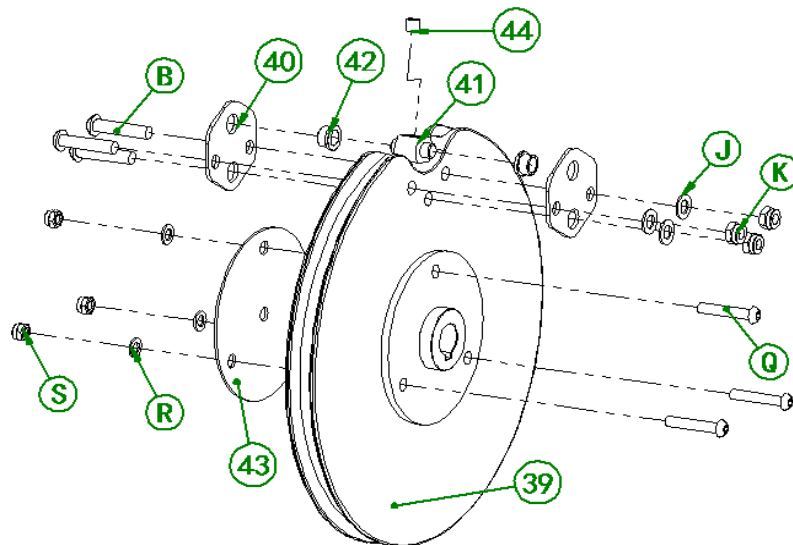
No.4 Adjustment disc assembly*1pc

Step NO	Item NO	Name	Qty	Item NO	Name	Qty
	No.37	Stainless steel plate	1	P	M8*15 Cylindrical head screws	3
	No.38	Limit posts	2			



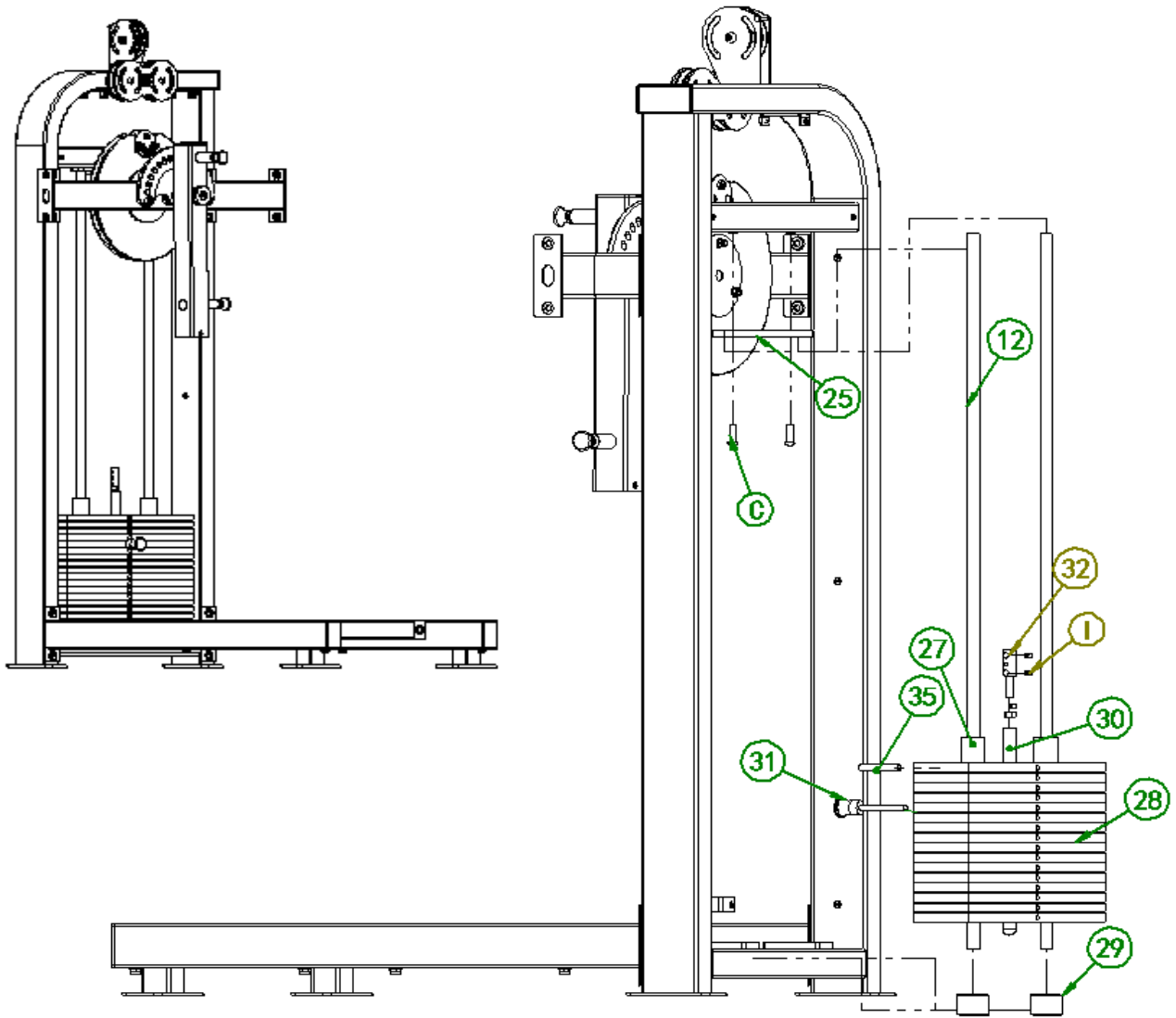
No.3 Rope reel fixing assembly*1pc

Step NO	Item NO	Name	Qty	Item NO	Name	Qty
	No.39	Bobbins	1	B	M10*45 Half round head screws	3
	No.40	Square connection piece	2	S	M8 Anti-loosening nuts	3
	No.41	Cable tying block	1	R	Φ8 Gaskets	3
	No.42	GT009 Partitioning	2	J	Φ10 Gaskets	3
	No.43	Rope reel covers	1	K	M10 Anti-loosening nuts	3
	No.44	Locking rope small post	1	Q	M8*45 Half round head screws	3



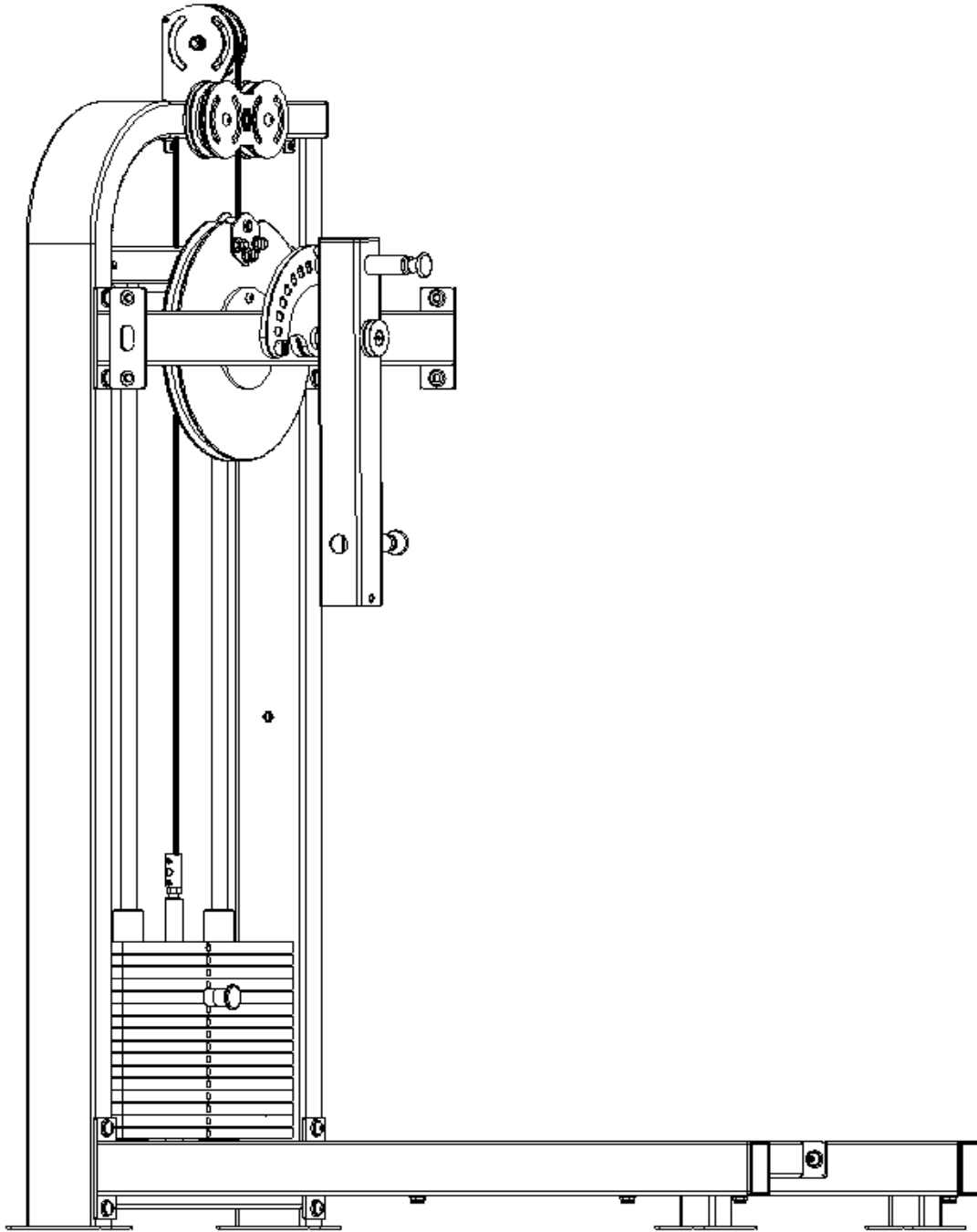
Assembly steps

Step NO	Item NO	Name	Qty	Item NO	Name	Qty
3	NO.25	Optical shaft fixing plate	1	NO.30	Centre pole	1
	NO.12	Guide Rods	2	NO.31	Counterweight pins	1
	NO.27	Counterweight assembly	1	NO.28	Counterweights	15
	NO.32	Small door locking rope post	1	NO.29	Rubber Column	2
	NO.35	M10*70 Cotter pin	1	C	M10*30 Half round head screws	2
	L	Hexagonal nuts	1	I	8*12 Top wire	3



Assembly steps

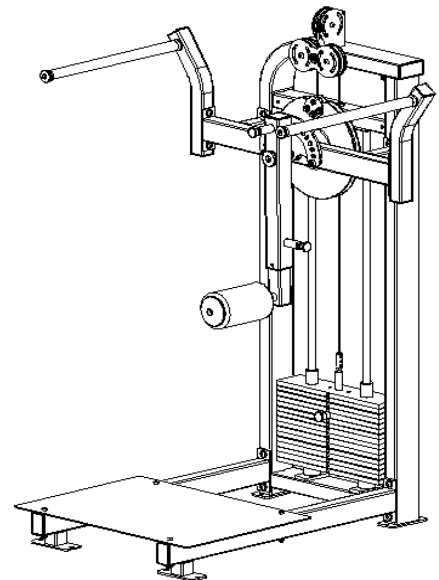
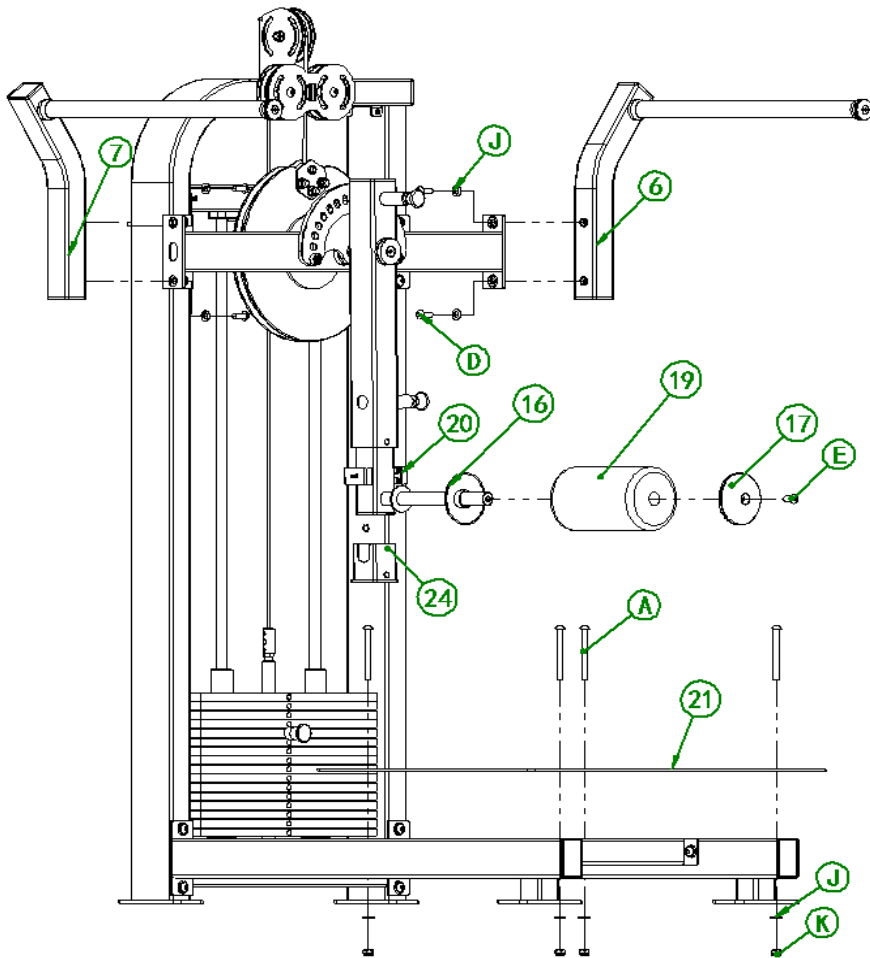
Step NO	Item NO	Name	Qty	Item NO	Name	Qty
4						



Cable Rope Alignment Diagram

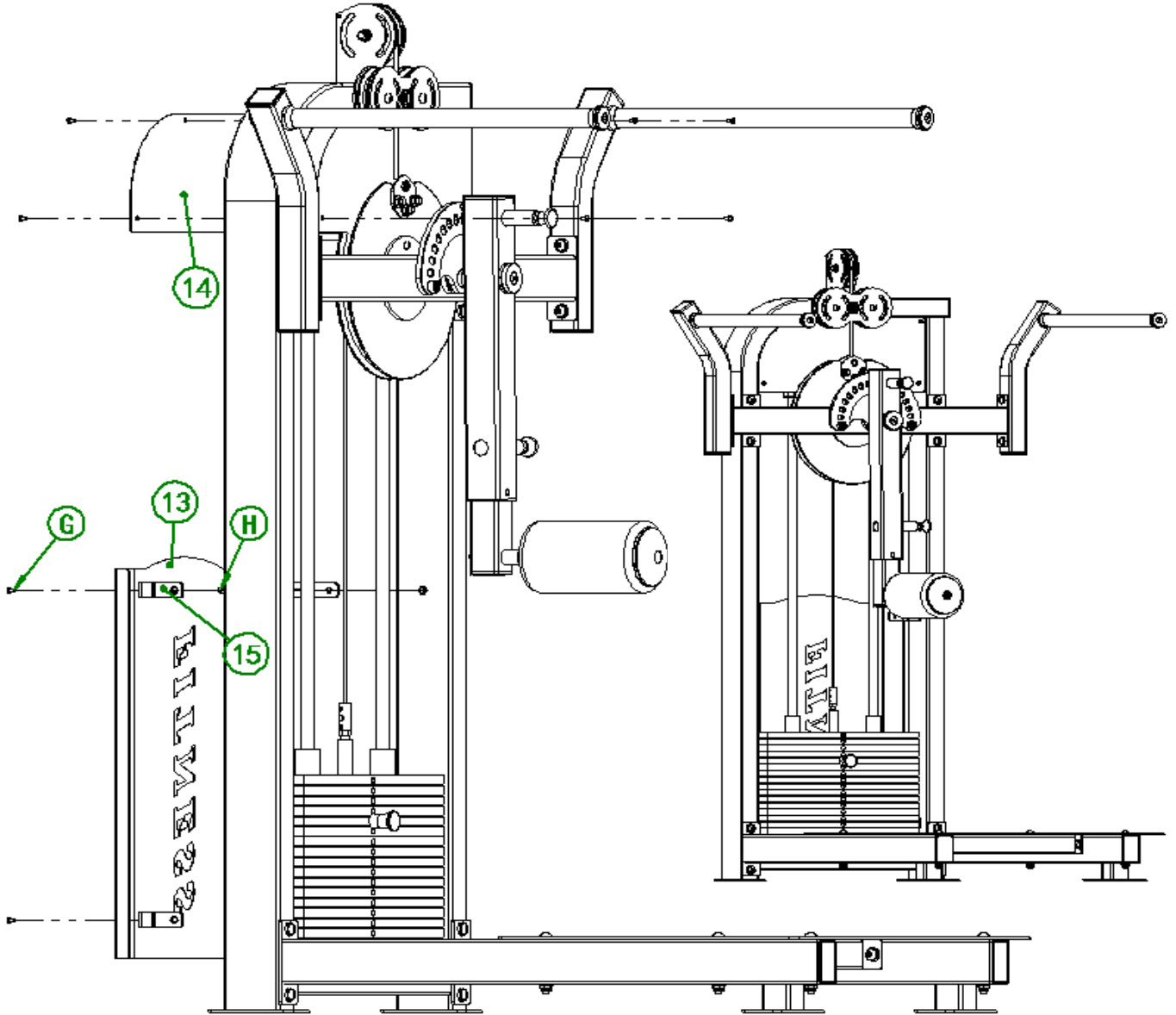
Assembly steps

Step NO	Item NO	Name	Qty	Item NO	Name	Qty
5	No.6	Right handle assembly	1	No.16	Lids in foam buckets	1
	No.7	Left handle assembly	1	No.21	Patterned panels	1
	No.17	Foam drum closures	1	No.24	Reducing sleeve	1
	No.19	Foam rollers	1	J	Φ10 Gaskets	8
	No.20	Plastic chute	2	E	M10*20 Half round head screws	1
	D	M10*25 Half round head screws	4	A	M10*95 Half round head screws	4
				K	M10 Anti-loosening nuts	4



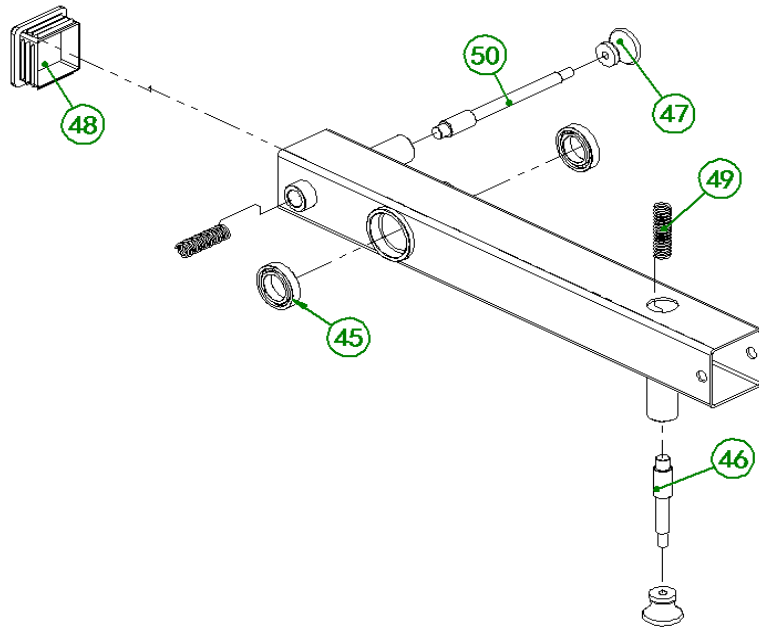
Assembly steps

Step NO	Item NO	Name	Qty	Item NO	Name	Qty
6	No.13	Cover	1	G	M5*8 Hexagon socket Phillips pan round head screws	12
	No.14	Label Board	2	H	M8*20 Flat round head screws	4
	No.15	Small mounting plate	4			



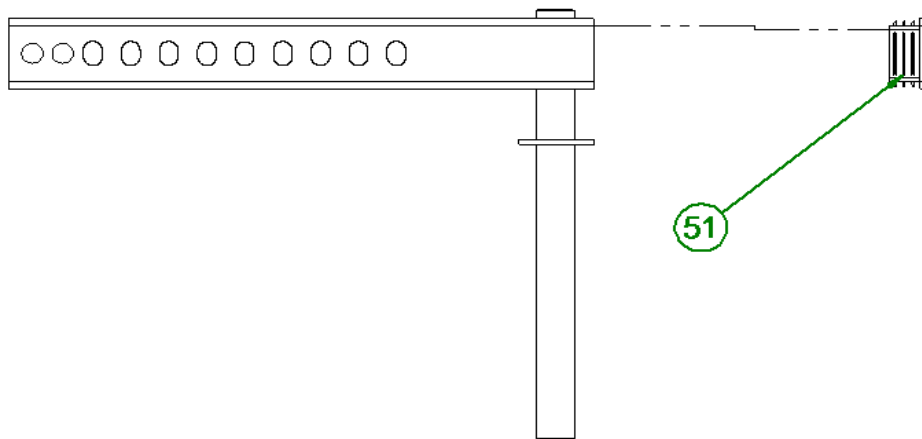
No.5 Moving arm assembly*1pc

Step NO	Item NO	Name	Qty	Item NO	Name	Qty
	No.45	61905 Bearings	2	No.48	60*60 Pipe stopper	1
	No.46	Pins	1	No.49	Spring	2
	No.47	Aluminium pop pins	2	No.50	Pins	1



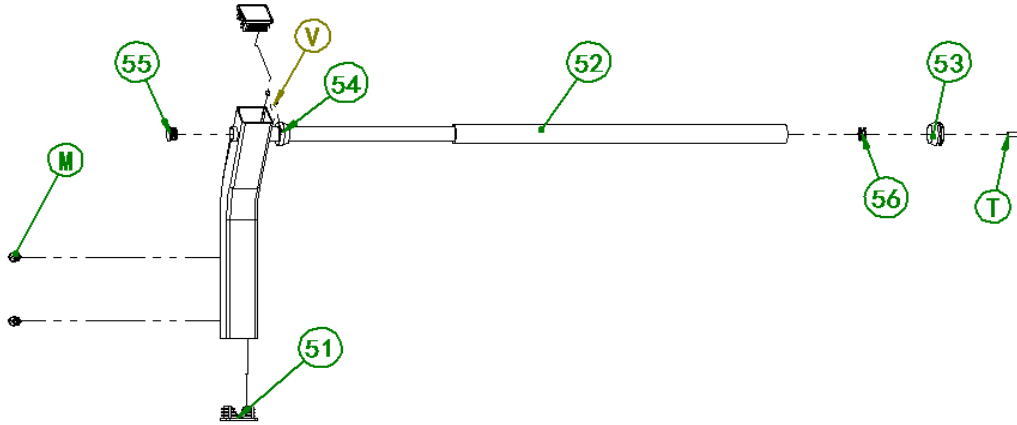
No.10 Foam adjustment kit*1pc

Step NO	Item NO	Name	Qty	Item NO	Name	Qty
	No.51	50*50 Square tube plugs	1			



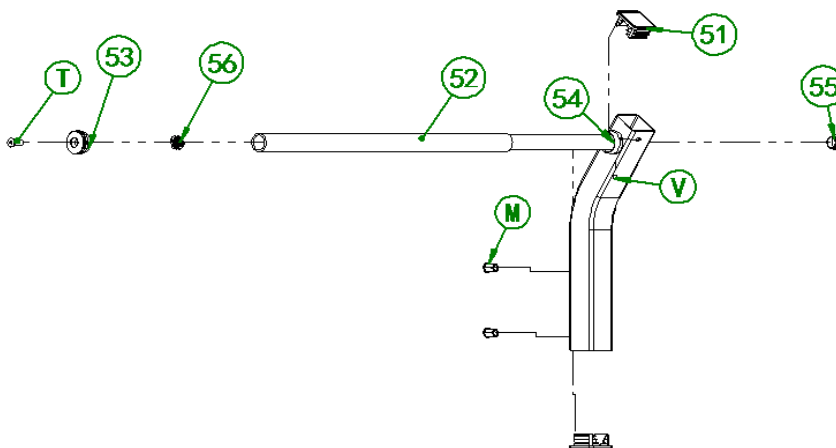
No.7 Left handle assembly*1pc

Step NO	Item NO	Name	Qty	Item NO	Name	Qty
	No.52	Handle rubberΦ25*547mm	1	No.51	50*50 Square tube plugs	2
	No.53	Aluminium end caps	1	No.56	M8 Star nut	1
	No.54	Locking end caps	1	V	5*6 Top wire	2
	M	M10 Pull Rivet Nuts	2	T	M8*25 Flat countersunk head screws	1
	No.55	Round pipe plugs	1			



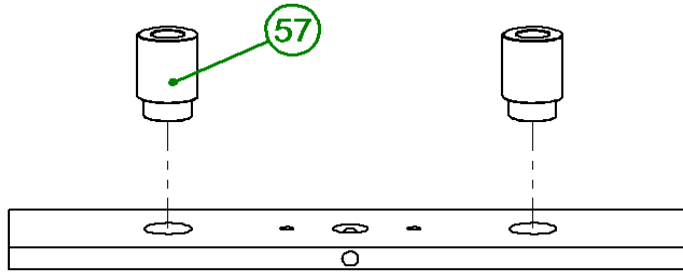
No.6 Right handle assembly*1pc

Step NO	Item NO	Name	Qty	Item NO	Name	Qty
	No.52	Handle rubberΦ25*547mm	1	No.51	50*50 Square tube plugs	2
	No.53	Aluminium end caps	1	No.56	M8 Star nut	1
	No.54	Locking end caps	1	V	5*6 Top wire	2
	M	M10 Pull Rivet Nuts	2	T	M8*25 Flat countersunk head screws	1
	No.55	Round pipe plugs	1			



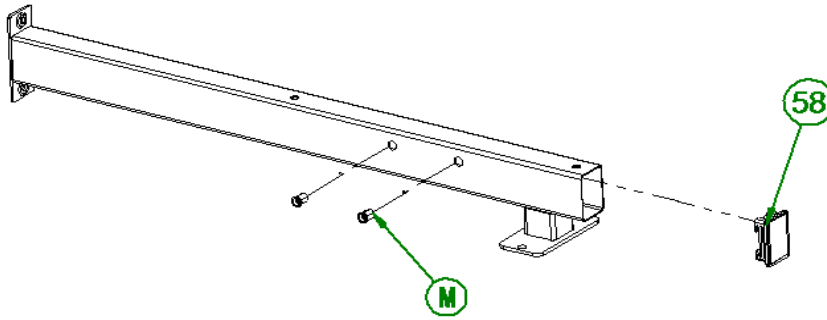
No.27 Counterweight assembly*1pc

Step NO	Item NO	Name	Qty	Item NO	Name	Qty
	No.57	Counterweight guide bushings	2			



No.11 Right footrest connection assembly*1pc

Step NO	Item NO	Name	Qty	Item NO	Name	Qty
	No.58	50*75 Square tube plugs	1			
	M	M10 Pull Rivet Nuts	2			



No.8 Foot connection assembly*1pc

Step NO	Item NO	Name	Qty	Item NO	Name	Qty
	No.58	50*75 Square tube plugs	1			
	M	M10 Pull Rivet Nuts	2			

