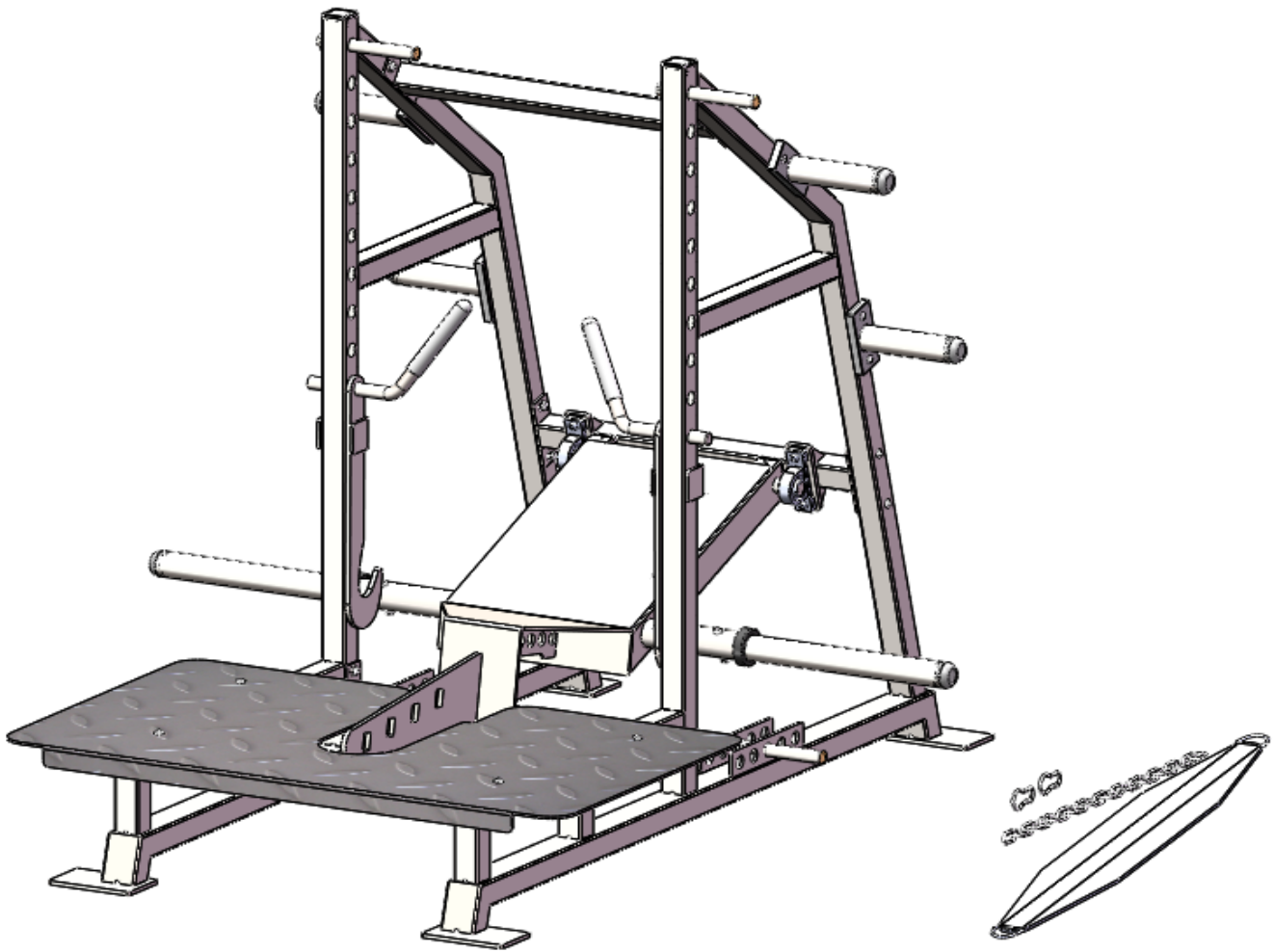
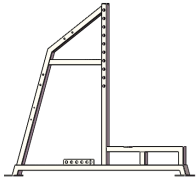
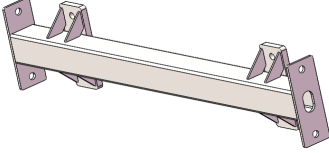
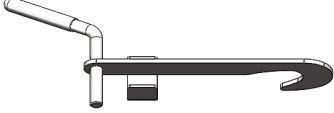
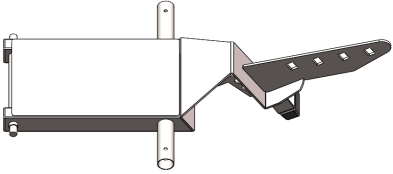
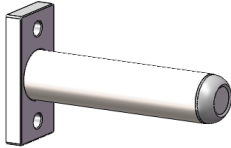
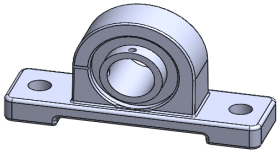


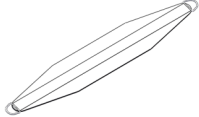

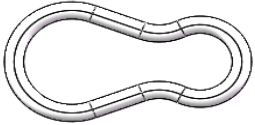


# G5087 Belt Squat


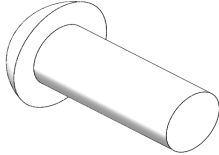
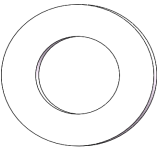
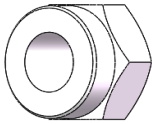
## Installation Standard Instructions



## Parts list (individual packaging)

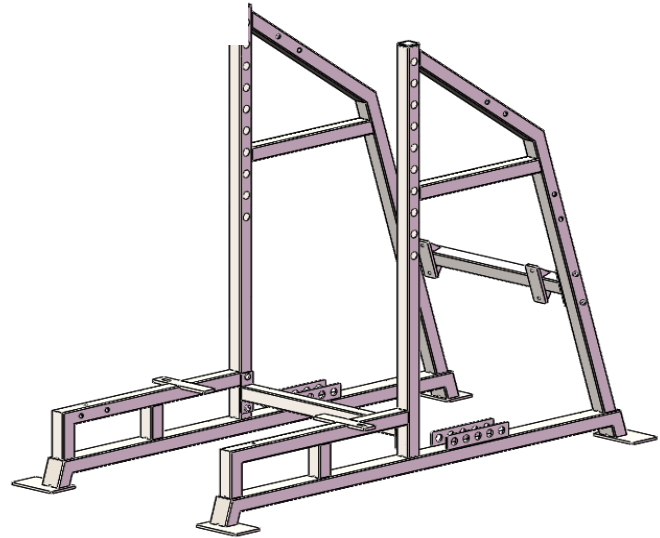
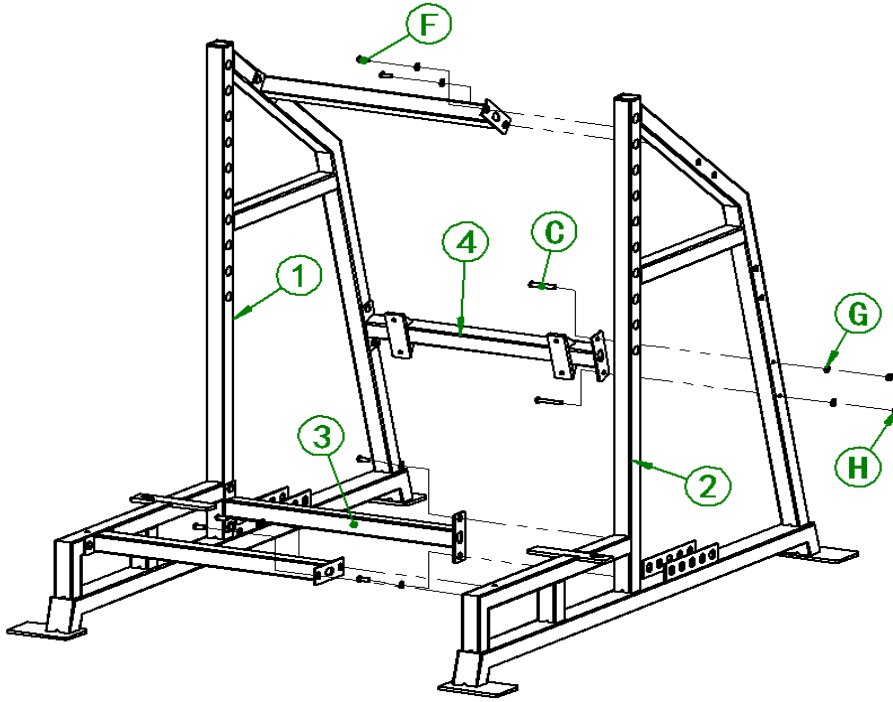
					
No.1	Left bracket assembly*1	No.2	Right bracket assembly*1	No.3	Connecting support components * 3
					
No.4	Rear connecting support assembly*1	No.5	Hook assembly left *1	No.6	Hook assembly right *1
					
No.7	Boom assembly*1	No.8	Handle assembly*4	No.9	Short barrel assembly*4
					
No.10	Bearing seat*2	No.11	Foot pedal*1	No.12	Stainless steel tube*2
					
No.13	Sheath*2	No.14	Stainless steel pipe plug *2	No.15	Belt*1
					
No.16	Chain*1	No.17	Safety hook*2	No.18	

## Blister Pack Screws List

								
A	M10X40 flat round head screws *4	B	M10X30 flat round head screws *2	C	M10X65 flat round head screws *4			
								
D	M10X70 flat round head screws *4	E	M10X20 cylinder head screws *8	F	M10X25 flat round head screws*12			
								
G	Φ10 gasket*26	H	M10 anti-loosening nuts*14	I				

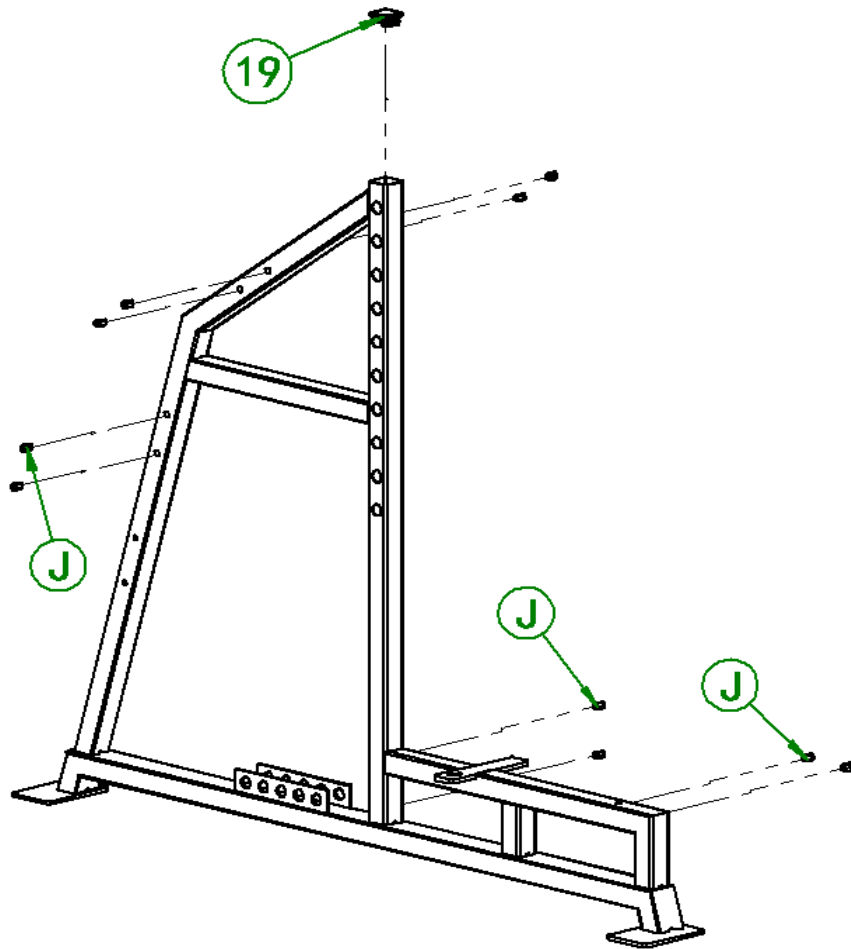
## Assembly steps

Steps	No.	Name	QTY	No.	Name	QTY
1	No.1	Left bracket assembly	1	No.4	Rear connecting support assembly	1
	No.2	Right bracket assembly	1	F	M10*25 Dome head screw	12
	No.3	Connecting support components	3	H	M10 lock nut	4
	G	Φ10 Gasket	16	C	M10*65 Dome head screw	4

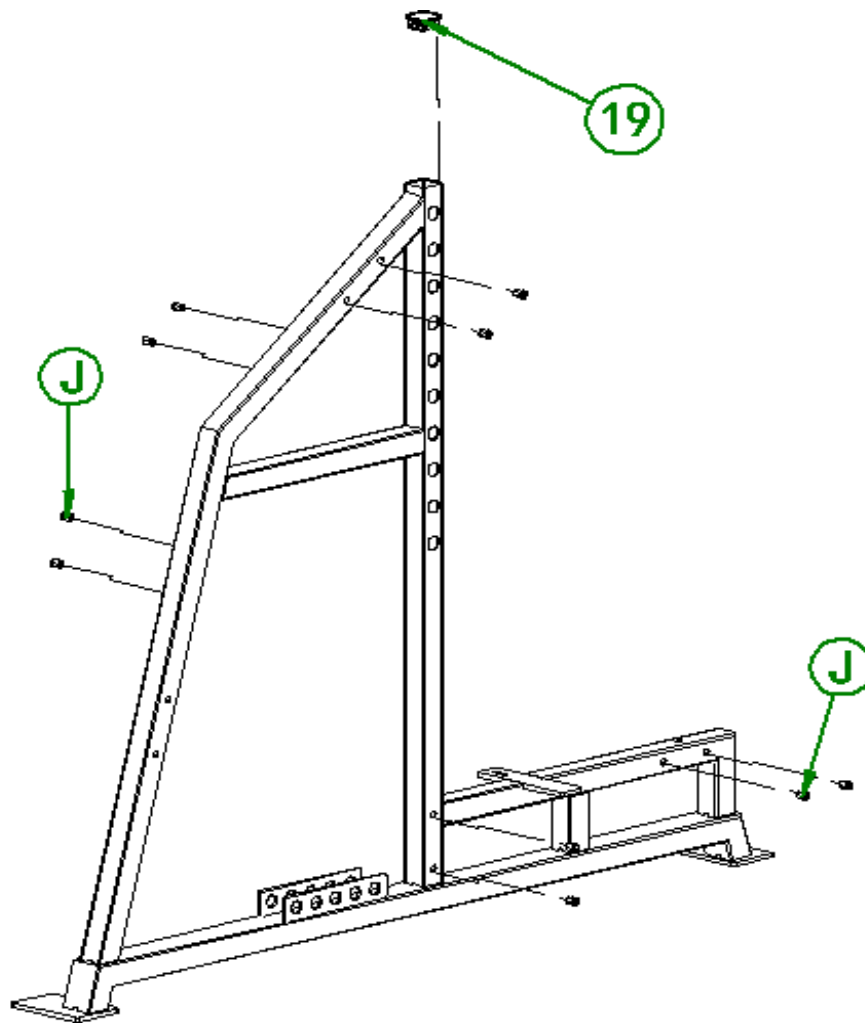


# No.1 Left bracket assembly\*1

Steps	No.	Name	QTY	No.	Name	QTY
	No.19	50*50 square tube plug	1			
	J	M10 hexagonal rivet	10			

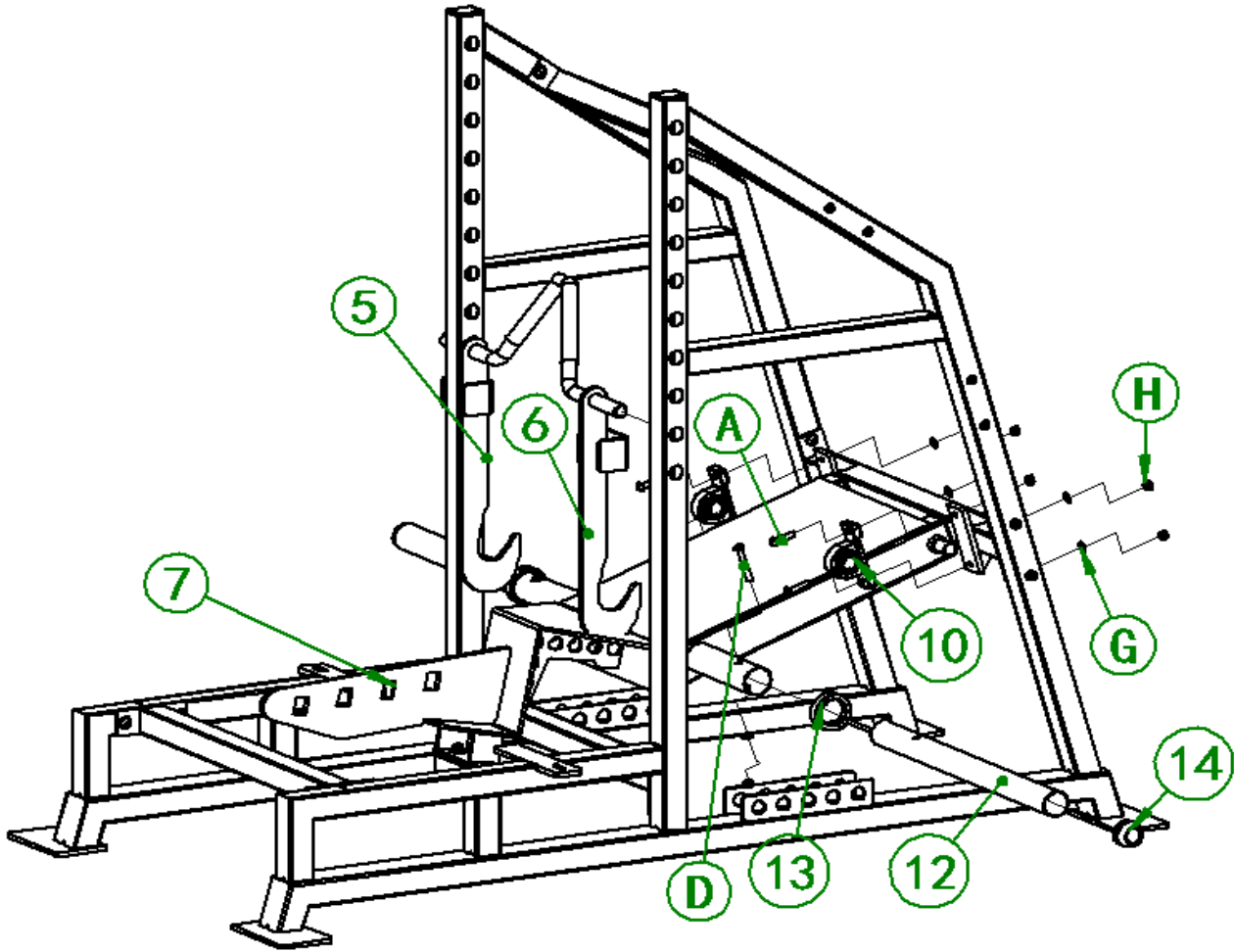



Steps	No.	Name	QTY	No.	Name	QTY
	NO.19	50*50 square tube plug	1			
	J	M10 hexagonal rivet	10			



## Assembly steps

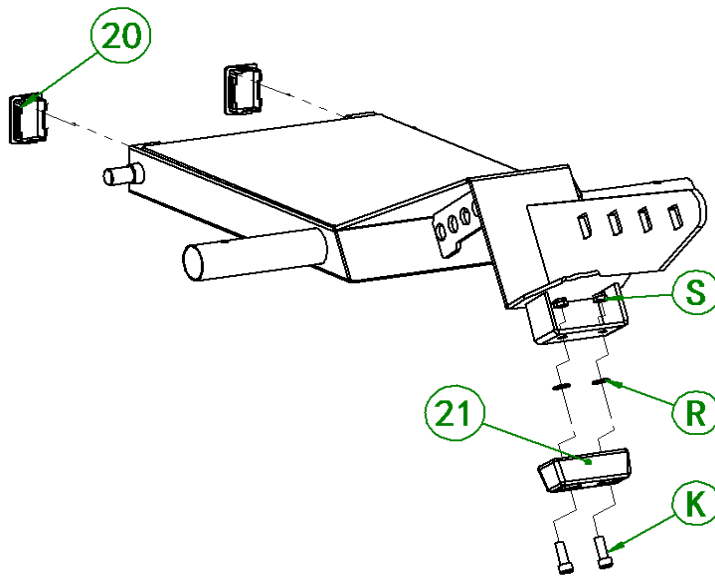
Steps	No.	Name	QTY	No.	Name	QTY
2	A	M10*40 flat round head screw	4	No.6	Hook assembly right	1
	D	M10*70 flat round head screw	2	No.5	Hook assembly left	1
	H	M10 lock nut	6	No.7	Boom assembly	1
	G	Φ10 gasket	6	No.10	Bearing housing	2
				No.12	stainless steel pipe	2
	No.13	jacket	2	No.14	Stainless steel pipe plug	2





### No.7 Boom assembly\*1

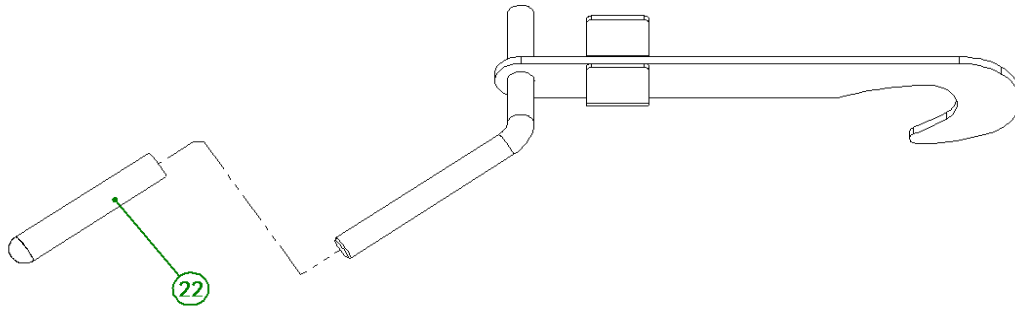
Steps	No.	Name	QTY	No.	Name	QTY
2	No.20	50*75 Pipe plug	2	S	M12 lock nut	2
	No.21	No. 590 shock pad	1	R	Φ12 Gasket	2
				K	M12*35 cylindrical head screw	2





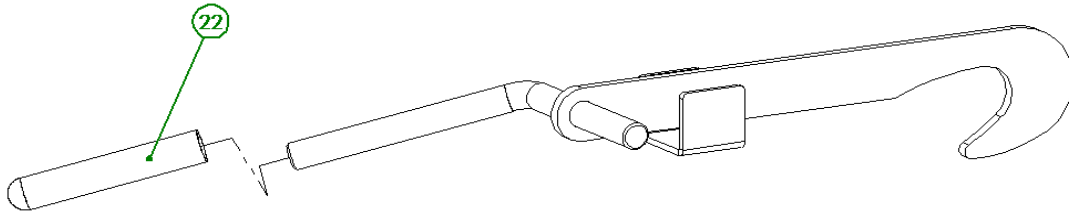
### No.5 Hook assembly left\*1

Steps	No.	Name	QTY	No.	Name	QTY
	No.22	Blind pipe*170mm	1			



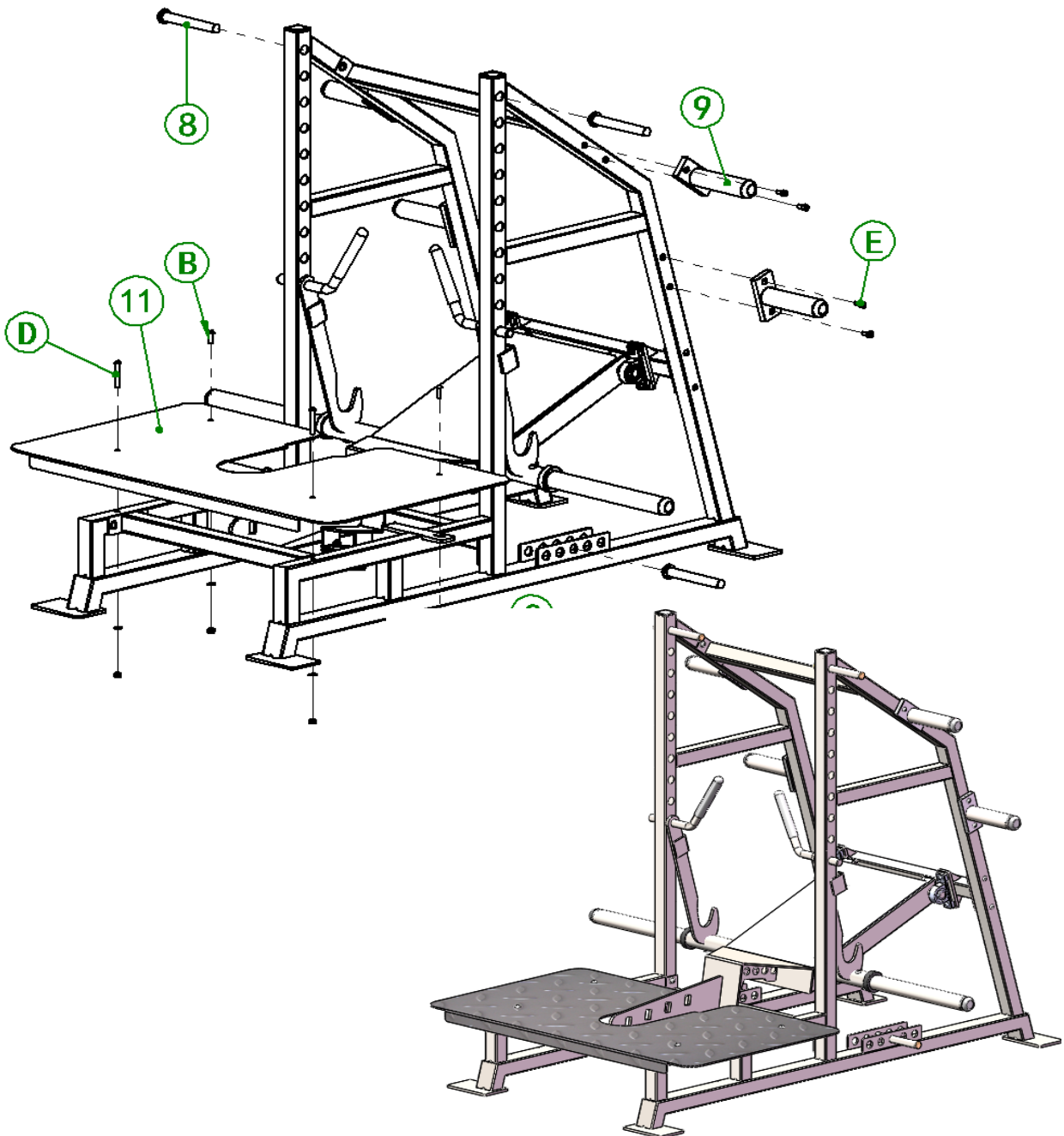
### No.6 Hook assembly right\*1

Steps	No.	Name	QTY	No.	Name	QTY
	No.22	Blind pipe*170mm	1			



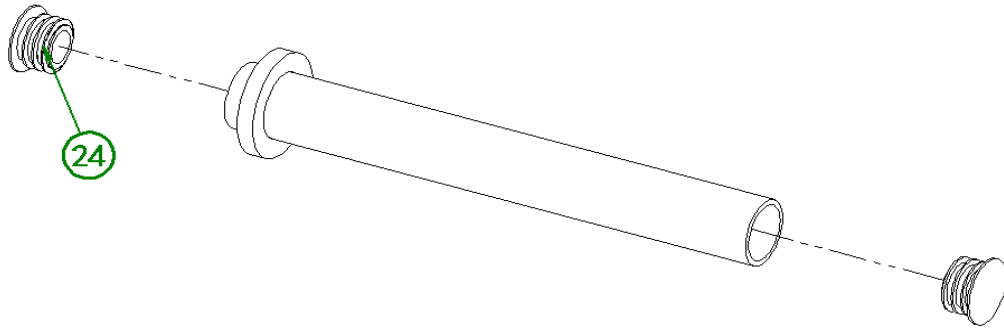
## Assembly steps

Steps	No.	Name	QTY	No.	Name	QTY
	No.8	handle assembly	4	D	M10*70 Dome head screw	2
	No.11	foot pedal	1	B	M10*30 Flat head screws	2
	No.9	barrel assembly	4	E	M10*20 Cylinder head screws	8
	H	M10 lock nut	4	G	Φ10 gasket	12



### No.8 handle assembly\*4pcs

Steps	No.	Name	QTY	No.	Name	QTY
	No.24	Round pipe plug $\Phi 25$	2			



### No.9 handle assembly\*4

Steps	No.	Name	QTY	No.	Name	QTY
	No.25	Rubber parts	1			
	No.14	Stainless steel pipe plug	1			

