



KALEA BAY OUTDOOR FIREPLACE



OFP-72LECO-NLED | Stainless Steel Kalea Bay - 72" Wide

FULL LED SPECTRUM

FEATURES

Full spectrum lighting (120VAC Required)

Model Sizes: 36" / 48" / 60" / 72" (all 16" tall opening)

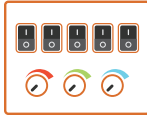
Burner & firebox constructed of weather/corrosion resistant 304 stainless steel.

Ecoflow Electronic Ignition System features built-in safety shutoff in case of loss of flame and auto-re-light.

Control Center with each model housed in 304 Stainless Steel Cabinet.

Ships as Natural Gas (NG) or Liquid Propane (LP). Field Convertible to Liquid Propane (LP). *Conversion Kits sold separately.*

Tested & Approved to:
ANSI Z21.97-2017 • CSA 2.41-2017

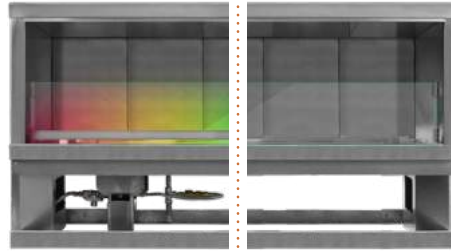


CONTROL PANEL

On/Off + Low/High + Continuous Pilot
+ Learn + LED On/Off

RGB Dials (3 in total) > Over 16 Million Colors!

TWO DIFFERENT STYLES FOR THE KALEA BAY



FULLY BATTERY OPERATED

FEATURES

Fully Battery-operated Ignition

Model Sizes: 48" / 60" (all 16" tall opening)

Burner & firebox constructed of weather/corrosion resistant 304 stainless steel.

Ecoflow Electronic Ignition System features built-in safety shutoff in case of loss of flame and auto-re-light.

Control Center with each model housed in 304 Stainless Steel Cabinet.


Ships as Natural Gas (NG) or Liquid Propane (LP). Field Convertible to Liquid Propane (LP). *Conversion Kits sold separately.*

Tested & Approved to:
ANSI Z21.97-2017 • CSA 2.41-2017





CONTROL PANEL

On/Off + Low/High
+ Continuous Pilot + Learn

Easy access to the Battery Tray




LED KALEA BAY MODELS



Model	Firebox Size	Gas Type	BTU Low	BTU High	Conv. Kit	See Through Conv. Kit	Weather Cover
OFP-36LECO-NLED	36" W x 16" H x 16" D	NG	18,500	31,000	OFP-36LECO-LPK	78002	OFP-36COV
OFP-48LECO-NLED	48" W x 16" H x 16" D	NG	24,500	43,500	OFP-48LECO-LPK	78004	OFP-48COV
OFP-60LECO-NLED	60" W x 16" H x 16" D	NG	36,000	50,000	OFP-60LECO-LPK	78006	OFP-60COV
OFP-72LECO-NLED	72" W x 16" H x 16" D	NG	42,000	65,000	OFP-72LECO-LPK	78008	OFP-72COV
OFP-36LECO-PLED	36" W x 16" H x 16" D	LP	18,500	31,000	OFP-36LECO-LPK	78002	OFP-36COV
OFP-48LECO-PLED	48" W x 16" H x 16" D	LP	24,500	43,500	OFP-48LECO-LPK	78004	OFP-48COV
OFP-60LECO-PLED	60" W x 16" H x 16" D	LP	36,000	50,000	OFP-60LECO-LPK	78006	OFP-60COV
OFP-72LECO-PLED	72" W x 16" H x 16" D	LP	42,000	65,000	OFP-72LECO-LPK	78008	OFP-72COV

BATTERY KALEA BAY MODELS



Model	Firebox Size	Gas Type	BTU Low	BTU High	Conv. Kit	See Through Conv. Kit	Weather Cover
OFP-48LECO-N	48" W x 16" H x 16" D	NG	24,500	43,500	OFP-48LECO-LPK	78010	OFP-48COV
OFP-60LECO-N	60" W x 16" H x 16" D	NG	36,000	50,000	OFP-60LECO-LPK	78011	OFP-60COV
OFP-48LECO-P	48" W x 16" H x 16" D	LP	24,500	43,500	OFP-48LECO-LPK	78010	OFP-48COV
OFP-60LECO-P	60" W x 16" H x 16" D	LP	36,000	50,000	OFP-60LECO-LPK	78011	OFP-60COV

SEE-THROUGH CONVERSION KITS

Each conversion kit includes a 2-Piece Glass Windshield Kit, Stainless Steel Hood, and LED Tray & Strips (only for LED Models).

Model	Description
78002	For the 36" LED Kalea Bay (NG or LP)
78004	For the 48" LED Kalea Bay (NG or LP)
78006	For the 60" LED Kalea Bay (NG or LP)
78008	For the 72" LED Kalea Bay (NG or LP)
78010	For the 48" BATTERY Kalea Bay (NG or LP)
78011	For the 60" BATTERY Kalea Bay (NG or LP)

WEATHER COVERS

The Kalea Bay Weather Cover is a panel that locks on to the Firebox - it's constructed of 304 Stainless Steel.

Model	Description
OFP-36COV	For the 36" Kalea Bay (NG or LP)
OFP-48COV	For the 48" Kalea Bay (NG or LP)
OFP-60COV	For the 60" Kalea Bay (NG or LP)
OFP-72COV	For the 72" Kalea Bay (NG or LP)

OPTIONAL ACCESSORIES

The items listed below are optional, as the Kalea Bay comes standard with a 10" Wire Harness

Model	Description
77111	10' long, 6-pin LED Extension wire harness - for LED Models only
77161	10' long, 8-pin Mod Extension wire harness for LED and Non-LED Models
VCS-ECOBUEXT120	2-pin battery pack extension wire to extend the wire on a battery pack of the NON-LED Kalea Bay.



Kalea Bay LP Conversion Kits (Both LED & BATTERY models)

36" Kalea Bay > **OFP-36LECO-LPK** 60" Kalea Bay > **OFP-60LECO-LPK**
48" Kalea Bay > **OFP-48LECO-LPK** 72" Kalea Bay > **OFP-72LECO-LPK**



Media for the Kalea Bay

Rock Media, Glass, and/or Log Sets are **NOT INCLUDED** with a Kalea Bay. You can find our full selection of Fire Jewelry on page: **23**



SANCTUARY SERIES

GFRC FIRE TABLES & FIRE BOWLS



SAN176-TPSI-N-CH
Chocolate color GFRC Enclosure with TPSI Burner System

Fire Tables **SANCTUARY 1**

GFRC Fire Table offered in 56" and 76" lengths
Available with Pro Brass or Stainless Steel Burner Systems
Colors Available: Slate - Arctic - Chocolate - Raven




Fire Bowls **SANCTUARY 2 & 3**

GFRC Fire Bowls offered in 29" and 39" diameters
Available with Pro Brass or Stainless Steel Burner Systems
Colors Available: Slate - Arctic - Chocolate - Raven



Sanctuary 76 » Pro Series Burner System


Pro Brass Sanctuary Series are designed to be NG or LP from the Factory. *We do NOT offer Gas Conversion Kits.*



Model	Ignition	Dimensions	BTU	BTU
SAN176-PSAWS-N-[]	AWS	76" L x 38" W x 16" H	150,000	NG
SAN176-PSAWS-P-[]	AWS	76" L x 38" W x 16" H	160,000	LP
SAN176-PSSTPSI-N-[]	TPSI	76" L x 38" W x 16" H	150,000	NG
SAN176-PSAWS-P-[]	TPSI	76" L x 38" W x 16" H	160,000	LP
SAN176-PSMT-N-[]	MT	76" L x 38" W x 16" H	150,000	NG
SAN176-PSMT-P-[]	MT	76" L x 38" W x 16" H	160,000	LP

Sanctuary 1 » Pro Series Burner System


Pro Brass Sanctuary Series are designed to be NG or LP from the Factory. *We do NOT offer Gas Conversion Kits.*



Model	Ignition	Dimensions	BTU	Gas Type
SAN1-PS30LHAWS-N-[]	AWS	56" L x 38" W x 16" H	80,000	NG
SAN1-PS30LHAWS-P-[]	AWS	56" L x 38" W x 16" H	110,000	LP
SAN1-PS30LHTPSI-N-[]	TPSI	56" L x 38" W x 16" H	80,000	NG
SAN1-PS30LHTPSI-P-[]	TPSI	56" L x 38" W x 16" H	110,000	LP
SAN1-PS30LHMT-N-[]	MT	56" L x 38" W x 16" H	80,000	NG
SAN1-PS30LHMT-P-[]	MT	56" L x 38" W x 16" H	110,000	LP

Sanctuary 2 » Pro Series Burner System


Pro Brass Sanctuary Series are designed to be NG or LP from the Factory. *We do NOT offer Gas Conversion Kits.*



Model	Ignition	Dimensions	BTU	Gas Type
SAN2-34DBSAWS-N-[]	AWS	39" Diameter x 18" H	145,000	NG
SAN2-34DBSAWS-P-[]	AWS	39" Diameter x 18" H	124,000	LP
SAN2-34DBSTPSI-N-[]	TPSI	39" Diameter x 18" H	145,000	NG
SAN2-34DBSTPSI-P-[]	TPSI	39" Diameter x 18" H	124,000	LP
SAN2-34DBSMT-N-[]	MT	39" Diameter x 18" H	145,000	NG
SAN2-34DBSMT-P-[]	MT	39" Diameter x 18" H	124,000	LP


Sanctuary 3 » Pro Series Burner System

Pro Brass Sanctuary Series are designed to be NG or LP from the Factory. *We do NOT offer Gas Conversion Kits.*



Model	Ignition	Dimensions	BTU	Gas Type
SAN2-26DBSAWS-N-[]	AWS	30" Diameter x 14" H	50,000	NG
SAN2-26DBSAWS-P-[]	AWS	30" Diameter x 14" H	42,000	LP
SAN2-26DBSTPSI-N-[]	TPSI	30" Diameter x 14" H	50,000	NG
SAN2-26DBSTPSI-P-[]	TPSI	30" Diameter x 14" H	42,000	LP
SAN2-26DBSMT-N-[]	MT	30" Diameter x 14" H	50,000	NG
SAN2-26DBSMT-P-[]	MT	30" Diameter x 14" H	42,000	LP

Sanctuary 76 » Stainless Steel Burner System



Model	Ignition	Dimensions	BTU	LP Conv. Kit
SAN176-AWS-N-[]	AWS	76" L x 38" W x 16" H	125,000	OAS-LPK31 + FG-AWS-PBO-P
SAN176-TPSI-N-[]	TPSI	76" L x 38" W x 16" H	125,000	TPSI-LPK31
SAN176-TPSI-P-[]	TPSI	76" L x 38" W x 16" H	125,000	Sold as LP > N/A
SAN176-MT-N-[]	MT	76" L x 38" W x 16" H	125,000	OAS-LPK31

Sanctuary 1 » Stainless Steel Burner System



Model	Ignition	Dimensions	BTU	LP Conv. Kit
SAN1-30LHAWS-N-[]	AWS	56" L x 38" W x 16" H	100,000	OAS-LPK35 + FG-AWS-PBO-P
SAN1-30LHTPSI-[]	TPSI	56" L x 38" W x 16" H	100,000	TPSI-LPK35
SAN1-30LHTPSI-[]-P	TPSI	56" L x 38" W x 16" H	100,000	Sold as LP > N/A
SAN1-30LHMT-N-[]	MT	56" L x 38" W x 16" H	100,000	OAS-LPK35

Sanctuary 2 » Stainless Steel Burner System



Model	Ignition	Dimensions	BTU	LP Conv. Kit
SAN2-34DBSAWS-N-[]	AWS	39" Diameter x 18" H	125,000	OAS-LPK31 + FG-AWS-PBO-P
SAN2-34DBSTPSI-[]	TPSI	39" Diameter x 18" H	125,000	TPSI-LPK31
SAN2-34DBSTPSI-[]-P	TPSI	39" Diameter x 18" H	125,000	Sold as LP > N/A
SAN2-34DBSMT-[]	MT	39" Diameter x 18" H	125,000	OAS-LPK31

Sanctuary 3 » Stainless Steel Burner System



Model	Ignition	Dimensions	BTU	LP Conv. Kit
SAN3-26DBSAWS-N-[]	AWS	30" Diameter x 14" H	75,000	OAS-LPK41 + FG-AWS-PBO-P
SAN3-26DBSTPSI-[]	TPSI	30" Diameter x 14" H	75,000	TPSI-LPK41
SAN3-26DBSTPSI-[]-P	TPSI	30" Diameter x 14" H	75,000	Sold as LP > N/A
SAN3-26DBSMT-[]	MT	30" Diameter x 14" H	75,000	OAS-LPK41

LIQUID PROPANE TANK HOUSING

GFRC Enclosure for a Standard Propane Tank



Model	Dimensions
SANCTUARY-LPTE-[]	20" W x 20 1/2" H

WEATHER COVER



Model	Dimensions
COVER-SAN1	For the Sanctuary 1
COVER-SAN2	For the Sanctuary 2
COVER-SAN3	For the Sanctuary 3

We currently do not offer a cover for the Sanctuary 76

Media for the Sanctuary Series

Rock Media, Glass, and/or Log Sets are **NOT INCLUDED** with the Sanctuary Series.

You can find our full selection of Fire Jewelry on page: **23**

HEAT ELECTRIC & GAS HEATERS

DIR SERIES » Infrared Heaters



FEATURES

Schott Nextrema® Glass combines high-temperature, thermal shock and chemical resistance, excellent infrared transmission, non-porous surface and attractive design

Instant Heat > Ruby halogen bulb provides full power in under 8 seconds

Waterproof > IP65 rated for outdoor or indoor use

Corrosion Resistant > Anodized aluminum casing provides long life

Durable > Up to 5,000 hours of running life

Installation Options > Includes pivoting mounting bracket

Hardware Connection > Designed for permanent installations on a dedicated circuit

Automatic Shutoff > Unit has safety mechanism that automatically shuts off power to the unit after 8 hours of operation



Hardwired Models

Model	Dimensions	Rating	Voltage	Wattage	BTU
X-DIR15A10GR	40" width	IP65	120V	1500W	5118
X-DIR18A10GR	40" width	IP65	240V	1800W	6142
X-DIR22A10GR	40" width	IP65	240V	2200W	7507
X-DIR30A10GR	55" width	IP65	240V	3000W	10,236

Plug-In Model

Model	Dimensions	Rating	Voltage	Wattage	BTU
X-DIRP15A10GR	35.43" width	IP65	120V	1500W	5118

DLW SERIES » Radiant Heaters



FEATURES

Effective Radiant Heat that warms like the sun, heating people and objects with zero glare

Silent & maintenance free operation

IP 55 Rated, weather-proof construction allows year-round enjoyment

Hardware Installation designed for permanent installations on a dedicated circuit

Simply turn on/off using a wall-switch (not included). For added convenience connect to a time controller (not included)

Fully assembled, simply mount and hardwire using the easy to access top mounted junction box

Offers flexibility in design with color options, choose either **WHITE** or **BLACK** to suit your style needs



Radiant Heaters

Model	Dimensions	Rating	Voltage	Wattage	BTU
X-DLW1500B12 / X-DLW1500W12	36" W x 6 1/2" D x 5 5/8" H	IP55	120V	1500W	5118
X-DLW2400B24 / X-DLW2400W24	53 1/2" W x 6 1/2" D x 5 5/8" H	IP55	240V	2400W	8189
X-DLW3200B24 / X-DLW3200W24	70" W x 6 1/2" D x 5 5/8" H	IP55	240V	3200W	10,918



Extension Mount Pole Kits

Model	Dimensions	Model	Dimensions
X-DLWAC12SIL	Extension Mount & Pole Kit 12" Silver	X-DLWAC36SIL	Extension Mount & Pole Kit 36" Silver
X-DLWAC24SIL	Extension Mount & Pole Kit 24" Silver	X-DLWAC48SIL	Extension Mount & Pole Kit 48" Silver

HEAT ELECTRIC & GAS HEATERS

DSH SERIES » Electric Infrared Heater



FEATURES

The DSH series heaters are ideal for use in low lighting environments like restaurants and outdoor entertaining spaces.

Delay Timer » 1 / 2 / 3 hour delay timer

Auto Shutoff » 8 hour auto shutoff safety mechanism

Start Time » 3 second maximum heat up time

Temperature Settings » 1000W (low), 1500W (med), 2000W (high)

Remote System » Multiple heaters can be controlled with a single remote, and the Remote Control is included

Each heater comes with the element pre-installed, which eases in installation and reduces the risk of damaged, broken or misplaced elements upon delivery



Heater

Model	Dimensions	Rating	Voltage	Wattage	BTU
X-DSH20W	23 1/2" W x 12 7/8" D x 6" H	IP65	240V	2000W	6824



Floor Stand

The structure is made of corrosion-resistant aluminum and stainless steel. The DSHSTAND is ideal for patios, balconies, outdoor living areas, sunrooms, gazebos, and communal spaces due to its ability to support two heaters.

MODEL » X-DSHSTAND



Ceiling Mount

To enhance endurance and sustain this ceiling mount bracket kit, it's structure is made of corrosion-resistant aluminum and stainless steel. This ceiling mounted bracket is ideal for patios, balconies, outdoor living areas, sunrooms, gazebos and communal spaces.

MODEL » X-DSHCMB

DGR SERIES » Infrared LP / NG Heaters



FEATURES

Sleek and powerful, the DGR Series Outdoor Infrared Heaters can warm any patio space instantly to give you heat on demand.

Perfect Fit » Extend your outdoor living and dining season year round—patios, balconies, gazebos, common areas, and restaurants

Portable » Built-in wheels for easy portability and storage

On-Demand Heat » Warm outdoor commercial and residential areas up to 172.2 sq. ft. (16 m²) with just one heater

Innovative Design » Sleek, stylish heater is compatible with and conceals a standard 20 lb. (9.9 kg) propane tank, not included

Advanced Safety » Safety tilt switch ensures safe operation and automatically stops the flow of fuel if tripped; protective grille and reflector contain flames and keep the surrounding surfaces cool



Wall Mounted Heater

The DGR Wall Mounted Natural Gas Heater is both durable & powerful - perfect for early spring & late summer!

MODEL » X-DGR32WNG



Wall Mount Pole

MODEL » X-DGRPOLE-WM



Heat Shield

MODEL » X-DGRSHIELD



Portable LP Heater - HEAD

The Head Unit for the Portable LP Gas Heater. See stand below.

MODEL » X-DGR32PLP-HEAD

Portable LP Heater - STAND

The Stand for the Portable LP Gas Heater. See head above.

MODEL » X-DGR32PLP-STAND



Weather Cover

This is the cover for the Portable LP Gas Heater for off-season storage.

X-TGHCOVER < **MODEL**





LUME INSERT » Smoke-Less Fire Pit insert



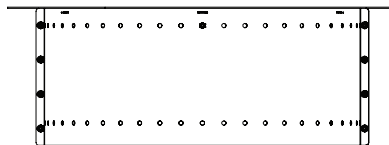
PATENT PENDING

Image Shown
LUME-34R > inside paver blocks

Transform your ordinary paver fire pit into an extraordinary smokeless sanctuary with our **LUME Insert** > A Metal Smokeless Fire Pit insert. Enjoy the mesmerizing dance of flames without the annoyance of smoke, and create unforgettable moments in your backyard oasis. Upgrade your outdoor experience with ease, style, and the ultimate comfort of a smoke-free ambiance.

Model	Rim Outer Diam.	Rim Inner Diam.	Base Outer Diam.	Height	Weight	Fits Openings
LUME-29R	34"	26"	29"	12"	21 lbs.	29" - 32"
LUME-34R	39"	31"	34"	12"	25 lbs.	34" - 37"
LUME-36R	41"	34"	36"	12"	26 lbs.	36" - 39"

- Unique design for less smoke
- Insert into SRW Block, Bricks, or other Non-Combustible Material



OPTIONAL
STAINLESS
STEEL LIDS

MODELS > LID-LUME-29R
LID-LUME-34R
LID-LUME-36R

LUME SURROUND » Smoke-Less Fire Pit inside of a GFRC Enclosure



WOOD



METAL SMOKE-LESS FIRE PIT



GFRC ENCLOSURE



LUME SURROUND



Image Shown
LUME-SUR1-SL

Introducing the **LUME Surround**, the ultimate combination of style and functionality. Experience the magic of a smokeless fire pit enclosed within a stunning GFRC bowl, creating an exquisite centerpiece for your outdoor living space.

Color
OPTIONS



Slate
SL



Raven
RA

Model	Color	Overall Dimensions	Base Width	Interior Diameter
LUME-SUR1-RA	Slate	42" W x 18" H	20" W	23 1/2" W
LUME-SUR1-SL	Raven	42" W x 18" H	20" W	23 1/2" W

OPTIONAL LID: LID-LUME-MS-A

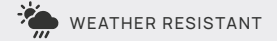
IGNITION SYSTEMS OVERVIEW + A LA CARTE



Ignition System Overview »

To get a detailed overview of the **MT / TPSI / AWS** Ignition Systems & how they function, please scan the **QR Code**.

AWS Single Fire Feature Components



- Used for a single fire feature
- Can only be installed in fire features that are greater than 10 feet away from a pool or spa.
- All components can be housed underneath the burner.

Model	Description
FG-AWS30VDC-GOEK-N	Includes: 290K BTU Capacity 30VDC Valve System for Natural Gas, 30" Pilot Assembly, Heat Shield, Wire Leads, Hardware Bag, GOE-30VDC Power Supply, On/Off Weatherproof Rocker Switch and Stainless Steel Mounting Plate - 290K BTU NG (replaces part # FG-AWS30VDC-RCK)
FG-AWS30VDC-GOEK-P	Includes: 290K BTU Capacity 30VDC Valve System for Liquid Propane, 30" Pilot Assembly, Heat Shield, Wire Leads, Hardware Bag, GOE-30VDC Power Supply, On/Off Weatherproof Rocker Switch and Stainless Steel Mounting Plate - 290K BTU LP (replaces part # FG-AWS30VDC-RCK)
FG-AWS-HARDWARE-BAG	Replacement hardware bag for all AWS valve systems
AWS-FACEPLATE	Stainless Steel Faceplate (only) for AWS Valve Systems for mounting Key Valve and ON/OFF Weatherproof Switch

AWS Single Fire Feature Components



- One kit per fire feature. One power supply (sold separately) for every 4 fire features.
- Used when running 1 – 4 fire features. Also used when running a single or multiple fire features within 5 feet of a pool / spa.

Model	Description
FG-AWS30VDC-HC-K-N	NEW HIGHER BTU: 715K BTU Capacity 30VDC Valve System, High Capacity Natural Gas Valve System - 3/4 FIP Inlet, 3/4 FIP Outlet, 30" Pilot Assembly, Mounting Plate for High Capacity Key Valve (3/4" IPS straight Valve with Key) and On/Off Weatherproof Rocker Switch, Heat Shield, Mounting Hardware, Wire 10' AWS Power Wire to Valve, T300-9898-34 (5/8" OD, 1/2" ID Tranquiline Gas Flex Connector, 3/4" Stainless Steel Close Nipple, 5/8" Flare x 3/4" MIP Steel Adapter (Tapped 1/2 FIP), Power Supply and Orifice Not Included - 715K BTU NG
FG-AWS30VDC-HC-K-P	NEW HIGHER BTU: 715K BTU Capacity 30VDC Valve System, High Capacity Natural Gas Valve System - 3/4 FIP Inlet, 3/4 FIP Outlet, 30" Pilot Assembly, Mounting Plate for High Capacity Key Valve (3/4" IPS straight Valve with Key) and On/Off Weatherproof Rocker Switch, Heat Shield, Mounting Hardware, Wire 10' AWS Power Wire to Valve, T300-9898-34 (5/8" OD, 1/2" ID Tranquiline Gas Flex Connector, 3/4" Stainless Steel Close Nipple, 5/8" Flare x 3/4" MIP Steel Adapter (Tapped 1/2 FIP), Power Supply and Orifice Not Included - 715K BTU LP
FG-AWS30VDC-K-N	290K BTU Capacity 30VDC Valve System for Natural Gas - 1/2 FIP Inlet, 1/2 FIP Outlet, 30" Pilot Assembly, Mounting Plate for High Capacity Key Valve (3/4" IPS straight Valve with Key) and On/Off Weatherproof Rocker Switch, Heat Shield, Mounting Hardware, Wire 10' AWS Power Wire to Valve, T200-9898-46 (1/2" OD, 3/8" ID Tranquiline Gas Flex Connector, Stainless Steel Coupler, 1/2" Flare x 1/2" MIP Steel Adapter (Tapped 1/2 FIP), Power Supply and Orifice Not Included - 290K BTU NG
FG-AWS30VDC-K-P	290K BTU Capacity 30VDC Valve System for Liquid Propane - 1/2 FIP Inlet, 1/2 FIP Outlet, 30" Pilot Assembly, Mounting Plate for High Capacity Key Valve (3/4" IPS straight Valve with Key) and On/Off Weatherproof Rocker Switch, Heat Shield, Mounting Hardware, Wire 10' AWS Power Wire to Valve, T200-9898-46 (1/2" OD, 3/8" ID Tranquiline Gas Flex Connector, Stainless Steel Coupler, 1/2" Flare x 1/2" MIP Steel Adapter (Tapped 1/2 FIP), Power Supply and Orifice Not Included - 290K BTU LP
FG-AWS30VDC-RCK	290K BTU Capacity 30VDC Valve System for Natural Gas - 1/2 FIP Inlet, 1/2 FIP Outlet, 30" Pilot Assembly, Heat Shield, Mounting Hardware, FG-1420-AOD On/Off remote kit with weatherproof enclosure, GOE-30VDC Power Supply, Orifice Not Included - 290K BTU NG
FG-AWS-PS-30V320	30VDC, 320W Power Supply - POOL CERTIFIED - built into NEMA Approved Enclosure - for use with single installation or up to four fire features, max distance run of 500' - Replaces FG-PS-30V320
FG-AWS-HARDWARE-BAG	Replacement hardware bag for all AWS valve systems
AWS-FACEPLATE	Stainless Steel Faceplate (only) for AWS Valve Systems for mounting Key Valve and ON/OFF Weatherproof Switch

AWS Ignition Accessories



GEO-30VDC



FG-AWS-PS-30V320



FG-EMER-STOP
Electrical Emergency Stop for 120VAC or 30VDC Appliances, housed in Weatherproof J-Box and Weatherproof Cover



FG-TIMER-2HR
120VAC Two (2) Hour Mechanical Timer, housed in Weatherproof J-Box and Weatherproof Cover
30v Systems ONLY



FG-WS-OD
120VAC Wired Wall Switch housed in Weatherproof J-Box and Weatherproof Cover
30v Systems ONLY



FG-1420-AOD
1420-A (On/Off/Remote) with 110 Receiver. With weatherproof J-Box and weatherproof cover




PRO SERIES BURNERS

BURNERS & BURNER KITS

Each Burner & Burner Kit is designed to be Natural Gas or Propane from the Factory

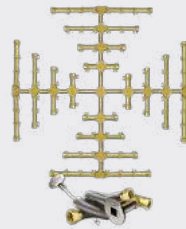
Firegear does **NOT** offer Gas Conversion Kits for Pro Series Burners

Snowflake » Burner Only



Model	Size	BTU
FG-PSBR-SF11-NG	11"	50,000
FG-PSBR-SF18-NG	18"	145,000
FG-PSBR-SF25-NG	25"	260,000
FG-PSBR-SF32-NG	32"	426,000
FG-PSBR-SF11-LP	11"	42,000
FG-PSBR-SF18-LP	18"	124,000
FG-PSBR-SF25-LP	25"	240,000
FG-PSBR-SF32-LP	32"	402,000

Snowflake » Burner Kit



Model	Pan Size	BTU
FG-PSBR-SF11-NGK	11"	50,000
FG-PSBR-SF18-NGK	18"	145,000
FG-PSBR-SF25-NGK	25"	260,000
FG-PSBR-SF32-NGK	32"	426,000
FG-PSBR-SF11-LPK	11"	42,000
FG-PSBR-SF18-LPK	18"	124,000
FG-PSBR-SF25-LPK	25"	240,000
FG-PSBR-SF32-LPK	32"	402,000

Spur » Burner Only



Model	Size	BTU
FG-PSBR-BS10-NG	10"	80,000
FG-PSBR-BS14-NG	14"	125,000
FG-PSBR-BS10-LP	10"	95,000
FG-PSBR-BS14-LP	14"	160,000

Spur » Burner Kit



Model	Pan Size	BTU
FG-PSBR-BS10-NGK	10"	80,000
FG-PSBR-BS14-NGK	14"	125,000
FG-PSBR-BS10-LPK	10"	95,000
FG-PSBR-BS14-LPK	14"	160,000

H Burner » Burner Only



Model	Size	BTU
FG-PSBR-H24-NG	24" x 6.75"	80,000
FG-PSBR-H30-NG	30" x 6.75"	95,000
FG-PSBR-H40-NG	40" x 6.75"	120,000
FG-PSBR-H50-NG	50" x 6.75"	160,000
FG-PSBR-H60-NG	60" x 6.75"	180,000
FG-PSBR-H80-NG	80" x 6.75"	250,000
FG-PSBR-H24-LP	24" x 6.75"	110,000
FG-PSBR-H30-LP	30" x 6.75"	115,000
FG-PSBR-H40-LP	40" x 6.75"	150,000
FG-PSBR-H50-LP	50" x 6.75"	175,000
FG-PSBR-H60-LP	60" x 6.75"	200,000
FG-PSBR-H80-LP	80" x 6.75"	240,000

H Burner » Burner Kit



Model	Pan Size	BTU
FG-PSBR-H24-NGK	24" x 6.75"	80,000
FG-PSBR-H30-NGK	30" x 6.75"	95,000
FG-PSBR-H40-NGK	40" x 6.75"	120,000
FG-PSBR-H50-NGK	50" x 6.75"	160,000
FG-PSBR-H60-NGK	60" x 6.75"	180,000
FG-PSBR-H80-NGK	80" x 6.75"	250,000
FG-PSBR-H24-LPK	24" x 6.75"	110,000
FG-PSBR-H30-LPK	30" x 6.75"	115,000
FG-PSBR-H40-LPK	40" x 6.75"	150,000
FG-PSBR-H50-LPK	50" x 6.75"	175,000
FG-PSBR-H60-LPK	60" x 6.75"	200,000
FG-PSBR-H80-LPK	80" x 6.75"	240,000

T Burner » Burner Only



Model	Size	BTU
FG-PSBR-T24-NG	24"	50,000
FG-PSBR-T38-NG	38"	90,000
FG-PSBR-T44-NG	44"	100,000
FG-PSBR-T56-NG	56"	135,000
FG-PSBR-T68-NG	68"	140,000
FG-PSBR-T86-NG	86"	145,000
FG-PSBR-T90-NG	90"	165,000
FG-PSBR-T24-LP	24"	60,000
FG-PSBR-T38-LP	38"	95,000
FG-PSBR-T44-LP	44"	110,000
FG-PSBR-T56-LP	56"	140,000
FG-PSBR-T68-LP	68"	170,000
FG-PSBR-T86-LP	86"	215,000
FG-PSBR-T90-LP	90"	225,000

T Burner » Burner Kit



Model	Pan Size	BTU
FG-PSBR-T24-NGK	24"	50,000
FG-PSBR-T38-NGK	38"	90,000
FG-PSBR-T44-NGK	44"	100,000
FG-PSBR-T56-NGK	56"	135,000
FG-PSBR-T68-NGK	68"	140,000
FG-PSBR-T86-NGK	86"	145,000
FG-PSBR-T90-NGK	90"	165,000
FG-PSBR-T24-LPK	24"	60,000
FG-PSBR-T38-LPK	38"	95,000
FG-PSBR-T44-LPK	44"	110,000
FG-PSBR-T56-LPK	56"	140,000
FG-PSBR-T68-LPK	68"	170,000
FG-PSBR-T86-LPK	86"	215,000
FG-PSBR-T90-LPK	90"	225,000

STAINLESS STEEL BURNERS

BURNERS & BURNER KITS

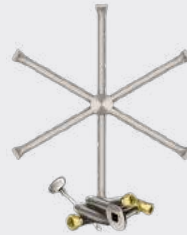
All Stainless Steel Burners & Burner Kits ship as Natural Gas

Burning Spur » Burner Only



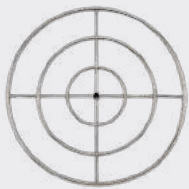
Model	Size	BTU
DBS-12	12"	50,000
DBS-16	16"	75,000
DBS-22	22"	125,000
DBS-31	31"	175,000
DBS-36	36"	250,000

Burning Spur » Burner Kit



Model	Pan Size	BTU
DBS-12K	12"	50,000
DBS-16K	16"	75,000
DBS-22K	22"	125,000
DBS-31K	31"	175,000
DBS-36K	36"	250,000

Fire Ring » Burner Only



Model	Size	BTU
FG-FR-18SS	18"	75,000
FG-FR-24SS	24"	125,000
FG-FR-30SS	30"	250,000
FG-FR-36SS	36"	250,000
FG-FR-48SS	48"	250,000

Fire Ring » Burner Kit



Model	Pan Size	BTU
FG-FR-18SSK	18"	75,000
FG-FR-24SSK	24"	125,000
FG-FR-30SSK	30"	250,000
FG-FR-36SSK	36"	250,000
FG-FR-48SSK	48"	250,000

H Burner » Burner Only



Model	Size	BTU
FG-H-2110SS	21" x 10"	75,000
FG-H-2406SS	24" x 6"	75,000
FG-H-2710SS	27" x 10"	100,000
FG-H-3006SS	30" x 6"	100,000
FG-H-3310SS	33" x 10"	125,000
FG-H-3606SS	36" x 6"	125,000
FG-H-4510SS	45" x 10"	150,000
FG-H-4806SS	48" x 6"	175,000
FG-H-5710SS	57" x 10"	175,000
FG-H-6910SS	69" x 10"	200,000
FG-H-8110SS	81" x 10"	225,000
FG-H-9310SS	93" x 10"	250,000

H Burner » Burner Kit



Model	Pan Size	BTU
FG-H-2110SSK	21" x 10"	75,000
FG-H-2406SSK	24" x 6"	75,000
FG-H-2710SSK	27" x 10"	100,000
FG-H-3006SSK	30" x 6"	100,000
FG-H-3310SSK	33" x 10"	125,000
FG-H-3606SSK	36" x 6"	125,000
FG-H-4510SSK	45" x 10"	150,000
FG-H-4806SSK	48" x 6"	175,000
FG-H-5710SSK	57" x 10"	175,000
FG-H-6910SSK	69" x 10"	200,000
FG-H-8110SSK	81" x 10"	225,000
FG-H-9310SSK	93" x 10"	250,000

T Burner » Burner Only



Model	Size	BTU
FG-T-21SS	21"	50,000
FG-T-27SS	27"	50,000
FG-T-33SS	33"	75,000
FG-T-45SS	45"	100,000
FG-T-57SS	57"	125,000
FG-T-69SS	69"	150,000
FG-T-81SS	81"	175,000
FG-T-93SS	93"	200,000

T Burner » Burner Kit



Model	Pan Size	BTU
FG-T-21SSK	21"	50,000
FG-T-27SSK	27"	50,000
FG-T-33SSK	33"	75,000
FG-T-45SSK	45"	100,000
FG-T-57SSK	57"	125,000
FG-T-69SSK	69"	150,000
FG-T-81SSK	81"	175,000
FG-T-93SSK	93"	200,000

PRO SERIES ROUND

BURNER SYSTEMS

Each Pro Series Burner System is designed to be Natural Gas or Propane from the Factory

Firegear does **NOT** offer Gas Conversion Kits for Pro Series Burner Systems

Round » Snowflake » Drop-In » AWS



Image Shown
PB-33RPSSF25AWS-N

Model	Pan Size	BTU
FPB-19RPSSF11AWS-N	19"	50,000
FPB-25RPSSF18AWS-N	25"	145,000
FPB-29RPSSF18AWS-N	29"	145,000
FPB-33RPSSF25AWS-N	33"	260,000
FPB-19RPSSF11AWS-P	19"	42,000
FPB-25RPSSF18AWS-P	25"	124,000
FPB-29RPSSF18AWS-P	29"	124,000
FPB-33RPSSF25AWS-P	33"	240,000

Round » Snowflake » Flat » AWS



Image Shown
FPB-34DPSSF25AWS-N

Model	Pan Size	BTU
FPB-26DPSSF18AWS-N	26"	145,000
FPB-29DPSSF18AWS-N	29"	145,000
FPB-34DPSSF25AWS-N	34"	260,000
FPB-39DPSSF32AWS-N	39"	426,000
FPB-44DPSSF32AWS-N	44"	426,000
FPB-26DPSSF18AWS-P	26"	124,000
FPB-29DPSSF18AWS-P	29"	124,000
FPB-34DPSSF25AWS-P	34"	240,000
FPB-39DPSSF32AWS-P	39"	402,000
FPB-44DPSSF32AWS-P	44"	402,000

Round » Snowflake » Drop-In » TPSI



Image Shown
FPB-29RPSSF18TPSI-N

Model	Pan Size	BTU
FPB-19RPSSF11TPSI-N	19"	50,000
FPB-25RPSSF18TPSI-N	25"	145,000
FPB-29RPSSF18TPSI-N	29"	145,000
FPB-19RPSSF11TPSI-P	19"	42,000
FPB-25RPSSF18TPSI-P	25"	124,000
FPB-29RPSSF18TPSI-P	29"	124,000

Round » Snowflake » Flat » TPSI



Image Shown
FPB-29DPSSF18TPSI-N

Model	Pan Size	BTU
FPB-26DPSSF18TPSI-N	26"	145,000
FPB-29DPSSF18TPSI-N	29"	145,000
FPB-26DPSSF18TPSI-P	26"	124,000
FPB-29DPSSF18TPSI-P	29"	124,000

Round » Snowflake » Drop-In » MT



Image Shown
FPB-33RPSSF25MT-N

Model	Pan Size	BTU
FPB-19RPSSF11MT-N	19"	50,000
FPB-25RPSSF18MT-N	25"	145,000
FPB-29RPSSF18MT-N	29"	145,000
FPB-33RPSSF25MT-N	33"	260,000
FPB-19RPSSF11MT-P	19"	42,000
FPB-25RPSSF18MT-P	25"	124,000
FPB-29RPSSF18MT-P	29"	124,000
FPB-33RPSSF25MT-P	33"	240,000

Round » Snowflake » Flat » MT



Image Shown
FPB-34DPSSF25MT-N

Model	Pan Size	BTU
FPB-26DPSSF18MT-N	26"	145,000
FPB-29DPSSF18MT-N	29"	145,000
FPB-34DPSSF25MT-N	34"	260,000
FPB-39DPSSF32MT-N	39"	426,000
FPB-44DPSSF32MT-N	44"	426,000
FPB-26DPSSF18MT-P	26"	124,000
FPB-29DPSSF18MT-P	29"	124,000
FPB-34DPSSF25MT-P	34"	240,000
FPB-39DPSSF32MT-P	39"	402,000
FPB-44DPSSF32MT-P	44"	402,000

Round » Spur » Drop-In » AWS



Image Shown
FPB-19RPSBR14AWS-N

Model	Pan Size	BTU
FPB-19RPSBR14AWS-N	19"	125,000
FPB-19RPSBR14AWS-P	19"	160,000

Round » Spur » Drop-In » TPSI



Image Shown
FPB-19RPSBR14TPSI-N

Model	Pan Size	BTU
FPB-19RPSBR14TPSI-N	19"	125,000
FPB-19RPSBR14TPSI-P	19"	160,000

Round » Spur » Drop-In » MT



Image Shown
FPB-19RPSBR14MT-N

Model	Pan Size	BTU
FPB-19RPSBR14MT-N	19"	125,000
FPB-19RPSBR14MT-P	19"	160,000

PRO SERIES SQUARE

BURNER SYSTEMS

Each Pro Series Burner System is designed to be Natural Gas or Propane from the Factory

Firegear does **NOT** offer Gas Conversion Kits for Pro Series Burner Systems

Square » Snowflake » Drop-In » AWS



Image Shown
FPB-32SPSSF25AWS-N

Model	Pan Size	BTU
FPB-20SPSSF11AWS-N	20"	50,000
FPB-26SPSSF18AWS-N	26"	145,000
FPB-32SPSSF25AWS-N	32"	260,000
FPB-38SPSSF32AWS-N	38"	426,000
FPB-20SPSSF11AWS-P	20"	42,000
FPB-26SPSSF18AWS-P	26"	124,000
FPB-32SPSSF25AWS-P	32"	240,000
FPB-38SPSSF32AWS-P	38"	402,000

Square » Snowflake » Flat » AWS



Image Shown
FPB-34SFPSSF25AWS-N

Model	Pan Size	BTU
FPB-25SFPSSF18AWS-N	25"	145,000
FPB-30SFPSSF25AWS-N	30"	260,000
FPB-34SFPSSF25AWS-N	34"	260,000
FPB-40SFPSSF32AWS-N	40"	426,000
FPB-46SFPSSF32AWS-N	46"	426,000
FPB-25SFPSSF18AWS-P	25"	124,000
FPB-30SFPSSF25AWS-P	30"	240,000
FPB-34SFPSSF25AWS-P	34"	240,000
FPB-46SFPSSF32AWS-P	46"	402,000

Square » Snowflake » Drop-In » TPSI



Image Shown
FPB-26SPSSF18TPSI-N

Model	Pan Size	BTU
FPB-20SPSSF11TPSI-N	20"	50,000
FPB-26SPSSF18TPSI-N	26"	145,000
FPB-20SPSSF11TPSI-P	20"	42,000
FPB-26SPSSF18TPSI-P	26"	124,000

Square » Snowflake » Flat » TPSI



Image Shown
FPB-25SFPSSF18TPSI-N

Model	Pan Size	BTU
FPB-25SFPSSF18TPSI-N	25"	145,000
FPB-25SFPSSF18TPSI-P	25"	124,000

Square » Snowflake » Drop-In » MT




Image Shown
FPB-32SPSSF25MT-N

Model	Pan Size	BTU
FPB-20SPSSF11MT-N	20"	50,000
FPB-26SPSSF18MT-N	26"	145,000
FPB-32SPSSF25MT-N	32"	260,000
FPB-38SPSSF32MT-N	38"	426,000
FPB-20SPSSF11MT-P	20"	42,000
FPB-26SPSSF18MT-P	26"	124,000
FPB-32SPSSF25MT-P	32"	240,000
FPB-38SPSSF32MT-P	38"	402,000

Square » Snowflake » Flat » MT




Image Shown
FPB-34SFPSSF25MT-N

Model	Pan Size	BTU
FPB-25SFPSSF18MT-N	25"	145,000
FPB-30SFPSSF25MT-N	30"	260,000
FPB-34SFPSSF25MT-N	34"	260,000
FPB-40SFPSSF32MT-N	40"	426,000
FPB-46SFPSSF32MT-N	46"	426,000
FPB-25SFPSSF18MT-P	25"	145,000
FPB-30SFPSSF25MT-P	30"	260,000
FPB-34SFPSSF25MT-P	34"	260,000
FPB-46SFPSSF32MT-P	46"	402,000

Square » Spur » Drop-In » AWS



Image Shown
FPB-20SPSBR14AWS-N

Model	Pan Size	BTU
FPB-20SPSBR14AWS-N	20"	125,000
FPB-20SPSBR14AWS-P	20"	160,000

Square » Spur » Drop-In » TPSI



Image Shown
FPB-20SPSBR14TPSI-N

Model	Pan Size	BTU
FPB-20SPSBR14TPSI-N	20"	125,000
FPB-20SPSBR14TPSI-P	20"	160,000

Square » Spur » Drop-In » MT



Image Shown
FPB-20SPSBR14MT-N

Model	Pan Size	BTU
FPB-20SPSBR14MT-N	20"	125,000
FPB-20SPSBR14MT-P	20"	160,000

PRO SERIES LINEAR

BURNER SYSTEMS

Linear » H Burner » Flat » AWS



Model	Pan Size	BTU
LOF-3010PS246AWS-N	30" x 10"	80,000
LOF-3610PS306AWS-N	36" x 10"	95,000
LOF-4810PS406AWS-N	48" x 10"	120,000
LOF-6010PS506AWS-N	60" x 10"	160,000
LOF-7210PS606AWS-N	72" x 10"	180,000
LOF-9610PS806AWS-N	96" x 10"	250,000
LOF-3010PS246AWS-P	30" x 10"	110,000
LOF-3610PS306AWS-P	36" x 10"	115,000
LOF-4810PS406AWS-P	48" x 10"	150,000
LOF-6010PS506AWS-P	60" x 10"	175,000
LOF-7210PS606AWS-P	72" x 10"	200,000
LOF-9610PS806AWS-P	96" x 10"	240,000

Linear » H Burner » Flat » TPSI



Model	Pan Size	BTU
LOF-3010PS246TPSI-N	30" x 10"	80,000
LOF-3610PS306TPSI-N	36" x 10"	95,000
LOF-4810PS406TPSI-N	48" x 10"	120,000
LOF-6010PS506TPSI-N	60" x 10"	160,000
LOF-3010PS246TPSI-P	30" x 10"	110,000
LOF-3610PS306TPSI-P	36" x 10"	115,000
LOF-4810PS406TPSI-P	48" x 10"	150,000
LOF-6010PS506TPSI-P	60" x 10"	175,000

Linear » H Burner » Flat » MT



Model	Pan Size	BTU
LOF-3010PS246MT-N	30" x 10"	80,000
LOF-3610PS306MT-N	36" x 10"	95,000
LOF-4810PS406MT-N	48" x 10"	120,000
LOF-6010PS506MT-N	60" x 10"	160,000
LOF-7210PS606MT-N	72" x 10"	180,000
LOF-9610PS806MT-N	96" x 10"	250,000
LOF-3010PS246MT-P	30" x 10"	110,000
LOF-3610PS306MT-P	36" x 10"	115,000
LOF-4810PS406MT-P	48" x 10"	150,000
LOF-6010PS506MT-P	60" x 10"	175,000
LOF-7210PS606MT-P	72" x 10"	200,000
LOF-9610PS806MT-P	96" x 10"	240,000

Want to see the
PRO SERIES BURNER
in **ACTION?**

Scan the QR code below to watch the video
about the Pro Series Burner System!



FG-PSBR-SF32-NG | Showing how the Pro Series burns

PRO SERIES LINEAR

BURNER SYSTEMS

Linear » T Burner » Drop-In » AWS



Model	Pan Size	BTU
LOF-3006PS24TAWS-N	30" x 6"	50,000
LOF-4206PS38TAWS-N	42" x 6"	90,000
LOF-4806PS44TAWS-N	48" x 6"	100,000
LOF-6006PS56TAWS-N	60" x 6"	135,000
LOF-7206PS68TAWS-N	72" x 6"	140,000
LOF-3006PS24TAWS-P	30" x 6"	60,000
LOF-4206PS38TAWS-P	42" x 6"	95,000
LOF-4806PS44TAWS-P	48" x 6"	110,000
LOF-6006PS56TAWS-P	60" x 6"	140,000
LOF-7206PS68TAWS-P	72" x 6"	170,000

Linear » T Burner » Flat » AWS



Model	Pan Size	BTU
LOF-3008FPS24TAWS-N	30" x 8"	50,000
LOF-4208FPS38TAWS-N	42" x 8"	90,000
LOF-4808FPS44TAWS-N	48" x 8"	100,000
LOF-6008FPS56TAWS-N	60" x 8"	135,000
LOF-7208FPS68TAWS-N	72" x 8"	140,000
LOF-3008FPS24TAWS-P	30" x 8"	60,000
LOF-4208FPS38TAWS-P	42" x 8"	95,000
LOF-4808FPS44TAWS-P	48" x 8"	110,000
LOF-6008FPS56TAWS-P	60" x 8"	140,000
LOF-7208FPS68TAWS-P	72" x 8"	170,000

Linear » T Burner » Drop-In » TPSI



Model	Pan Size	BTU
LOF-3006PS24TTPSI-N	30" x 6"	50,000
LOF-4206PS38TTPSI-N	42" x 6"	90,000
LOF-4806PS44TTPSI-N	48" x 6"	100,000
LOF-6006PS56TTPSI-N	60" x 6"	135,000
LOF-7206PS68TTPSI-N	72" x 6"	140,000
LOF-3006PS24TTPSI-P	30" x 6"	60,000
LOF-4206PS38TTPSI-P	42" x 6"	95,000
LOF-4806PS44TTPSI-P	48" x 6"	110,000
LOF-6006PS56TTPSI-P	60" x 6"	140,000
LOF-7206PS68TTPSI-P	72" x 6"	170,000

Linear » T Burner » Flat » TPSI



Model	Pan Size	BTU
LOF-3008FPS24TTPSI-N	30" x 8"	50,000
LOF-4208FPS38TTPSI-N	42" x 8"	90,000
LOF-4808FPS44TTPSI-N	48" x 8"	100,000
LOF-6008FPS56TTPSI-N	60" x 8"	135,000
LOF-7208FPS68TTPSI-N	72" x 8"	140,000
LOF-3008FPS24TTPSI-P	30" x 8"	60,000
LOF-4208FPS38TTPSI-P	42" x 8"	95,000
LOF-4808FPS44TTPSI-P	48" x 8"	110,000
LOF-6008FPS56TTPSI-P	60" x 8"	140,000
LOF-7208FPS68TTPSI-P	72" x 8"	170,000

Linear » T Burner » Drop-In » MT



Model	Pan Size	BTU
LOF-3006PS24TMT-N	30" x 6"	50,000
LOF-4206PS38TMT-N	42" x 6"	90,000
LOF-4806PS44TMT-N	48" x 6"	100,000
LOF-6006PS56TMT-N	60" x 6"	135,000
LOF-7206PS68TMT-N	72" x 6"	140,000
LOF-3006PS24TMT-P	30" x 6"	60,000
LOF-4206PS38TMT-P	42" x 6"	95,000
LOF-4806PS44TMT-P	48" x 6"	110,000
LOF-6006PS56TMT-P	60" x 6"	140,000
LOF-7206PS68TMT-P	72" x 6"	170,000

Linear » T Burner » Flat » MT



Model	Pan Size	BTU
LOF-3008FPS24TMT-N	30" x 8"	50,000
LOF-4208FPS38TMT-N	42" x 8"	90,000
LOF-4808FPS44TMT-N	48" x 8"	100,000
LOF-6008FPS56TMT-N	60" x 8"	135,000
LOF-7208FPS68TMT-N	72" x 8"	140,000
LOF-3008FPS24TMT-P	30" x 8"	60,000
LOF-4208FPS38TMT-P	42" x 8"	95,000
LOF-4808FPS44TMT-P	48" x 8"	110,000
LOF-6008FPS56TMT-P	60" x 8"	140,000
LOF-7208FPS68TMT-P	72" x 8"	170,000

STAINLESS STEEL ROUND

BURNER SYSTEMS

AWS & TPSI
 Natural Gas (N) or Propane (P) from the factory
MT
 Only sold as Natural Gas (N)
 Natural Gas to Propane Conversion Kits available

Round » Drop-In » AWS



Image Shown
 FPB-33RBSAWS-N

Model	Pan Size	BTU
FPB-25RBSAWS-N or P	25"	125,000
FPB-29RBSAWS-N or P	29"	125,000
FPB-33RBSAWS-N or P	33"	175,000

Round » Flat » AWS



Image Shown
 FPB-39DBSAWS-N

Model	Pan Size	BTU
FPB-26DBSAWS-N or P	26"	125,000
FPB-29DBSAWS-N or P	29"	125,000
FPB-34DBSAWS-N or P	34"	175,000
FPB-39DBSAWS-N or P	39"	250,000
FPB-44DBSAWS-N or P	44"	250,000

Round » Drop-In » TPSI



Image Shown
 FPB-33RBS31TPSI-N

Model	Pan Size	BTU
FPB-19RBS16TPSI-N or P	19"	75,000
FPB-25RBS22TPSI-N or P	25"	125,000
FPB-29RBS22TPSI-N or P	29"	125,000
FPB-33RBS31TPSI-N or P	33"	150,000

Round » Flat » TPSI



Image Shown
 FPB-39DBS31TPSI-N

Model	Pan Size	BTU
FPB-26DBS22TPSI-N or P	26"	125,000
FPB-29DBS22TPSI-N or P	29"	125,000
FPB-34DBS31TPSI-N or P	34"	150,000
FPB-39DBS31TPSI-N or P	39"	150,000

Round » Drop-In » MT



Image Shown
 FPB-33RBS31MT-N

Model	Pan Size	BTU
FPB-19RBSMT-N	19"	75,000
FPB-25RBS22MT-N	25"	125,000
FPB-29RBS22MT-N	29"	125,000
FPB-33RBS31MT-N	33"	175,000

Round » Flat » MT



Image Shown
 FPB-39DBS36MT-N

Model	Pan Size	BTU
FPB-26DBS22MT-N	26"	125,000
FPB-29DBS22MT-N	29"	125,000
FPB-34DBS31MT-N	34"	175,000
FPB-39DBS36MT-N	39"	250,000
FPB-44DBS36MT-N	44"	250,000



 **FPB-44DBS36MT-N** | Round Flat Match Throw Burner System inside a custom brick surround

STAINLESS STEEL SQUARE

BURNER SYSTEMS

AWS & TPSI
 Natural Gas (N) or Propane (P) from the factory
MT
 Only sold as Natural Gas (N)
 Natural Gas to Propane Conversion Kits available

Square » Drop-In » AWS



Image Shown
 FPB-38SBSAWS-N

Model	Pan Size	BTU
FPB-20SBSAWS-N or P	20"	75,000
FPB-26SBSAWS-N or P	26"	125,000
FPB-32SBSAWS-N or P	32"	175,000
FPB-38SBSAWS-N or P	38"	250,000

Square » Flat » AWS



Image Shown
 FPB-40SFBSAWS-N

Model	Pan Size	BTU
FPB-25SFBSAWS-N or P	25"	125,000
FPB-30SFBSAWS-N or P	30"	125,000
FPB-34SFBSAWS-N or P	34"	175,000
FPB-46SFBSAWS-N or P	46"	250,000

Square » Drop-In » TPSI



Image Shown
 FPB-32SBS31TPSI-N

Model	Pan Size	BTU
FPB-20SBS16TPSI-N or P	20"	75,000
FPB-26SBS22TPSI-N or P	26"	125,000
FPB-32SBS31TPSI-N or P	32"	150,000

Square » Flat » TPSI



Image Shown
 FPB-34SFBS31TPSI-N

Model	Pan Size	BTU
FPB-25SFBS22TPSI-N or P	25"	125,000
FPB-30SFBS22TPSI-N or P	30"	125,000
FPB-34SFBS31TPSI-N or P	34"	150,000

Square » Drop-In » MT



Image Shown
 FPB-38SBS36MT-N

Model	Pan Size	BTU
FPB-20SBSMT-N	20"	75,000
FPB-26SBS22MT-N	26"	125,000
FPB-32SBS31MT-N	32"	175,000
FPB-38SBS36MT-N	38"	250,000

Square » Flat » MT



Image Shown
 FPB-46SFBS36MT-N

Model	Pan Size	BTU
FPB-25SFBS22MT-N	25"	125,000
FPB-30SFBS22MT-N	30"	125,000
FPB-34SFBS31MT-N	34"	175,000
FPB-46SFBS36MT-N	46"	250,000



Square Drop-In Match Throw Burner System | FPB-26SBS22MT-N
 resting on large pieces of slate.

STAINLESS STEEL

BURNER SYSTEMS

AWS & TPSI
 Natural Gas (N) or Propane (P) from the factory
MT
 Only sold as Natural Gas (N)
Natural Gas to Propane Conversion Kits available

Linear » H Burner » Drop-In » AWS



Model	Pan Size	BTU
LOF-2412HAWS-N or P	24" x 12"	75,000
LOF-3012HAWS-N or P	30" x 12"	100,000
LOF-3614HAWS-N or P	36" x 14"	125,000
LOF-4214HAWS-N or P	42" x 14"	150,000
LOF-4814HAWS-N or P	48" x 14"	150,000
LOF-6016HAWS-N or P	60" x 16"	175,000
LOF-7216HAWS-N or P	72" x 16"	200,000
LOF-8416HAWS-N or P	84" x 16"	225,000
LOF-9616HAWS-N or P	96" x 16"	250,000

Linear » H Burner » Flat » AWS



Model	Pan Size	BTU
LOF-2412FHAWS-N or P	24" x 12"	75,000
LOF-3012FHAWS-N or P	30" x 12"	100,000
LOF-3614FHAWS-N or P	36" x 14"	100,000
LOF-4814FHAWS-N or P	48" x 14"	150,000
LOF-6016FHAWS-N or P	60" x 16"	175,000
LOF-7216FHAWS-N or P	72" x 16"	200,000
LOF-8416FHAWS-N or P	84" x 16"	225,000
LOF-9616FHAWS-N or P	96" x 16"	250,000

Linear » H Burner » Drop-In » TPSI



Model	Pan Size	BTU
LOF-2412HTPSI-N or P	24" x 12"	75,000
LOF-3012HTPSI-N or P	30" x 12"	75,000
LOF-3614HTPSI-N or P	36" x 14"	125,000
LOF-4214HTPSI-N or P	42" x 14"	125,000
LOF-4814HTPSI-N or P	48" x 14"	150,000

Linear » H Burner » Flat » TPSI



Model	Pan Size	BTU
LOF-2412FHTPSI-N or P	24" x 12"	75,000
LOF-3012FHTPSI-N or P	30" x 12"	75,000
LOF-3614FHTPSI-N or P	36" x 14"	125,000
LOF-4814FHTPSI-N or P	48" x 14"	150,000

Linear » H Burner » Drop-In » MT



Model	Pan Size	BTU
LOF-2412HMT-N	24" x 12"	75,000
LOF-3012HMT-N	30" x 12"	100,000
LOF-3614HMT-N	36" x 14"	125,000
LOF-4214HMT-N	42" x 14"	125,000
LOF-4814HMT-N	48" x 14"	150,000
LOF-6016HMT-N	60" x 16"	175,000
LOF-7216HMT-N	72" x 16"	200,000
LOF-8416HMT-N	84" x 16"	225,000
LOF-9616HMT-N	96" x 16"	250,000

Linear » H Burner » Flat » MT



Model	Pan Size	BTU
LOF-2412FHMT-N	24" x 12"	75,000
LOF-3012FHMT-N	30" x 12"	100,000
LOF-3313FHMT-N	32 3/4" x 12 3/4"	100,000
LOF-3614FHMT-N	36" x 14"	125,000
LOF-4814FHMT-N	48" x 14"	150,000
LOF-5113FHMT-N	50 3/4" x 12 3/4"	125,000
LOF-6016FHMT-N	60" x 16"	175,000
LOF-7216FHMT-N	72" x 16"	200,000
LOF-8416FHMT-N	84" x 16"	225,000
LOF-9616FHMT-N	96" x 16"	250,000

STAINLESS STEEL

BURNER SYSTEMS

AWS & TPSI
 Natural Gas (N) or Propane (P) from the factory
MT
 Only sold as Natural Gas (N)
Natural Gas to Propane Conversion Kits available

Linear » T Burner » Drop-In » AWS



Model	Pan Size	BTU
LOF-2406TAWS-N or P	24" x 6"	50,000
LOF-3006TAWS-N or P	30" x 6"	50,000
LOF-3606TAWS-N or P	36" x 6"	75,000
LOF-4806TAWS-N or P	48" x 6"	100,000
LOF-6006TAWS-N or P	60" x 6"	125,000
LOF-7206TAWS-N or P	72" x 6"	150,000
LOF-8406TAWS-N or P	84" x 6"	175,000
LOF-9606TAWS-N or P	96" x 6"	200,000

Linear » T Burner » Flat » AWS



Model	Pan Size	BTU
LOF-2408FTAWS-N or P	24" x 8"	50,000
LOF-3008FTAWS-N or P	30" x 8"	50,000
LOF-3608FTAWS-N or P	36" x 8"	75,000
LOF-4808FTAWS-N or P	48" x 8"	100,000
LOF-6008FTAWS-N or P	60" x 8"	125,000
LOF-7208FTAWS-N or P	72" x 8"	150,000
LOF-8408FTAWS-N or P	84" x 8"	175,000
LOF-9608FTAWS-N or P	96" x 8"	200,000

Linear » T Burner » Drop-In » TPSI



Model	Pan Size	BTU
LOF-2406TTPSI-N or P	24" x 6"	50,000
LOF-3006TTPSI-N or P	30" x 6"	50,000
LOF-3606TTPSI-N or P	36" x 6"	75,000
LOF-4806TTPSI-N or P	48" x 6"	100,000
LOF-6006TTPSI-N or P	60" x 6"	125,000
LOF-7206TTPSI-N or P	72" x 6"	150,000

Linear » T Burner » Flat » TPSI



Model	Pan Size	BTU
LOF-2408FTTPSI-N or P	24" x 8"	50,000
LOF-3008FTTPSI-N or P	30" x 8"	50,000
LOF-3608FTTPSI-N or P	36" x 8"	75,000
LOF-4808FTTPSI-N or P	48" x 8"	100,000
LOF-6008FTTPSI-N or P	60" x 8"	125,000
LOF-7208FTTPSI-N or P	72" x 8"	150,000

Linear » T Burner » Drop-In » MT



Model	Pan Size	BTU
LOF-2406TMT-N	24" x 6"	50,000
LOF-3006TMT-N	30" x 6"	50,000
LOF-3606TMT-N	36" x 6"	75,000
LOF-4806TMT-N	48" x 6"	100,000
LOF-6006TMT-N	60" x 6"	125,000
LOF-7206TMT-N	72" x 6"	150,000
LOF-8406TMT-N	84" x 6"	175,000
LOF-9606TMT-N	96" x 6"	200,000

Linear » T Burner » Flat » MT



Model	Pan Size	BTU
LOF-2408FTMT-N	24" x 8"	50,000
LOF-3008FTMT-N	30" x 8"	50,000
LOF-3608FTMT-N	36" x 8"	75,000
LOF-4808FTMT-N	48" x 8"	100,000
LOF-6008FTMT-N	60" x 8"	125,000
LOF-7208FTMT-N	72" x 8"	150,000
LOF-8408FTMT-N	84" x 8"	175,000
LOF-9608FTMT-N	96" x 8"	200,000

PRO SERIES SRW/PAVER KITS

ALL-IN-ONE SOLUTION

One model number - each package provides the all-in-one solution for upgrading to a gas fire pit.

All models are sold as Natural Gas or Liquid Propane from the factory.

To the right you will find a representation of what's in the box of each package.



SQUARE MODELS

ROUND MODELS

LINEAR MODELS

Round » Flat » MT PRO SERIES SRW/PAVER KITS



Model	Fits	Burner System	Flexframe	Control Panel	Vent Kit	Media	Gas Type
FPB-26DPS18MTN-PK	26" to 29"	FPB-26DPSSF18MT-N	FLEXFRAME-SS	PAVER-CP-MT	PAVER-VENT-4	FG-LAVA-10 (x3)	NG
FPB-29DPS18MTN-PK	29" to 33"	FPB-29DPSSF18MT-N	FLEXFRAME-SS3	PAVER-CP-MT	PAVER-VENT-4	FG-LAVA-40	NG
FPB-34DPS25MTN-PK	34" to 39"	FPB-34DPSSF25MT-N	FLEXFRAME-SS3	PAVER-CP-MT	PAVER-VENT-4	FG-LAVA-40 + FG-LAVA-10	NG
FPB-34DPS25MTN-PK6	34" to 39"	FPB-34DPSSF25MT-N	FLEXFRAME-SS3	PAVER-CP-MT	PAVER-VENT-6	FG-LAVA-40 + FG-LAVA-10	NG
FPB-39DPS32MTN-PK	39" to 42"	FPB-39DPSSF32MT-N	FLEXFRAME-SS3	PAVER-CP-MT	PAVER-VENT-4	FG-LAVA-40 + FG-LAVA-10	NG
FPB-39DPS32MTN-PK6	39" to 42"	FPB-39DPSSF32MT-N	FLEXFRAME-SS3	PAVER-CP-MT	PAVER-VENT-6	FG-LAVA-40 + FG-LAVA-10	NG
FPB-26DPS18MTP-PK	26" to 29"	FPB-26DPSSF18MT-P	FLEXFRAME-SS	PAVER-CP-MT	PAVER-VENT-4	FG-LAVA-10 (x3)	LP
FPB-29DPS18MTP-PK	29" to 33"	FPB-29DPSSF18MT-P	FLEXFRAME-SS3	PAVER-CP-MT	PAVER-VENT-4	FG-LAVA-40	LP
FPB-34DPS25MTP-PK	34" to 39"	FPB-34DPSSF25MT-P	FLEXFRAME-SS3	PAVER-CP-MT	PAVER-VENT-4	FG-LAVA-40 + FG-LAVA-10	LP
FPB-34DPS25MTP-PK6	34" to 39"	FPB-34DPSSF25MT-P	FLEXFRAME-SS3	PAVER-CP-MT	PAVER-VENT-6	FG-LAVA-40 + FG-LAVA-10	LP
FPB-39DPS32MTP-PK	39" to 42"	FPB-39DPSSF32MT-P	FLEXFRAME-SS3	PAVER-CP-MT	PAVER-VENT-4	FG-LAVA-40 + FG-LAVA-10	LP
FPB-39DPS32MTP-PK6	39" to 42"	FPB-39DPSSF32MT-P	FLEXFRAME-SS3	PAVER-CP-MT	PAVER-VENT-6	FG-LAVA-40 + FG-LAVA-10	LP

Square » Flat » MT PRO SERIES SRW/PAVER KITS




Model	Fits	Burner System	Flexframe	Control Panel	Vent Kit	Media	Gas Type
FPB-25SFPS18MTN-PK	25" to 30"	FPB-25SFSSF18MT-N	FLEXFRAME-SS	PAVER-CP-MT	PAVER-VENT-4	FG-LAVA-10 (x3)	NG
FPB-30SFPS25MTN-PK	30" to 35"	FPB-30SFSSF25MT-N	FLEXFRAME-SS3	PAVER-CP-MT	PAVER-VENT-4	FG-LAVA-40	NG
FPB-34SFPS25MTN-PK	34" to 39"	FPB-34SFSSF25MT-N	FLEXFRAME-SS3	PAVER-CP-MT	PAVER-VENT-4	FG-LAVA-40 + FG-LAVA-10	NG
FPB-25SFPS18MTP-PK	25" to 30"	FPB-25SFSSF18MT-P	FLEXFRAME-SS	PAVER-CP-MT	PAVER-VENT-4	FG-LAVA-10 (x3)	LP
FPB-30SFPS25MTP-PK	30" to 35"	FPB-30SFSSF25MT-P	FLEXFRAME-SS3	PAVER-CP-MT	PAVER-VENT-4	FG-LAVA-40	LP
FPB-34SFPS25MTP-PK	34" to 39"	FPB-34SFSSF25MT-P	FLEXFRAME-SS3	PAVER-CP-MT	PAVER-VENT-4	FG-LAVA-40 + FG-LAVA-10	LP

Square » Drop-In » MT PRO SERIES SRW/PAVER KITS



Model	Fits	Burner System	Flexframe	Control Panel	Vent Kit	Media	Gas Type
FPB-20SPS14MTN-PK	20" to 25"	FPB-20SPSBR14MT-N	FLEXFRAME-SS	PAVER-CP-MT	PAVER-VENT-4	FG-LAVA-10 (x2)	NG
FPB-20SPS14MTP-PK	20" to 25"	FPB-20SPSBR14MT-P	FLEXFRAME-SS	PAVER-CP-MT	PAVER-VENT-4	FG-LAVA-10 (x2)	LP

Linear » Flat » MT PRO SERIES SRW/PAVER KITS



Model	Fits	Burner System	Flexframe	Control Panel	Vent Kit	Media	Gas Type
LOF-3610PS306MTN-PK	36" to 41" L, 10" to 15" W	LOF-3610PS306MT-N	FLEXFRAME-SS3	PAVER-CP-MT	PAVER-VENT-4	LAVA-40	NG
LOF-4810PS406MTN-PK	48" to 53" L, 10" to 15" W	LOF-4810PS406MT-N	FLEXFRAME-SS3	PAVER-CP-MT	PAVER-VENT-4	LAVA-40 + 10	NG
LOF-6010PS506MTN-PK	60" to 65" L, 10" to 15" W	LOF-6010PS506MT-N	FLEXFRAME-SS3	PAVER-CP-MT	PAVER-VENT-4	LAVA-40 + 10 (x2)	NG
LOF-3610PS306MTP-PK	36" to 41" L, 10" to 15" W	LOF-3610PS306MT-P	FLEXFRAME-SS3	PAVER-CP-MT	PAVER-VENT-4	LAVA-40	LP
LOF-4810PS406MTP-PK	48" to 53" L, 10" to 15" W	LOF-4810PS406MT-P	FLEXFRAME-SS3	PAVER-CP-MT	PAVER-VENT-4	LAVA-40 + 10	LP
LOF-6010PS506MTP-PK	60" to 65" L, 10" to 15" W	LOF-6010PS506MT-P	FLEXFRAME-SS3	PAVER-CP-MT	PAVER-VENT-4	LAVA-40 + 10 (x2)	LP

STAINLESS STEEL SRW/PAVER KITS ALL-IN-ONE SOLUTION

One model number - each package provides the all-in-one solution for upgrading to a gas fire pit.

All models are sold as Natural Gas. You can purchase a NG to LP Conversion Kit.

To the right you will find a representation of what's in the box of each package.



SQUARE MODELS

ROUND MODELS

LINEAR MODELS

Round >> Flat >> MT STAINLESS STEEL SRW/PAVER KITS



Model	Fits	Burner System	Flexframe	Control Panel	Vent Kit	Media	LP Conv. Kit
FPB-26D22MTN-PK	26" to 29"	FPB-26DBS22MT-N	FLEXFRAME-SS	PAVER-CP-MT	PAVER-VENT-4	FG-LAVA-10 (x3)	OAS-LPK31
FPB-29D22MTN-PK	29" to 32"	FPB-29DBS22MT-N	FLEXFRAME-SS3	PAVER-CP-MT	PAVER-VENT-4	FG-LAVA-40	OAS-LPK31
FPB-34D31MTN-PK	34" to 37"	FPB-34DBS31MT-N	FLEXFRAME-SS3	PAVER-CP-MT	PAVER-VENT-4	FG-LAVA-40 + FG-LAVA-10	OAS-LPK26
FPB-34D31MTN-PK2	34" to 37"	FPB-34DBS31MT-N	FLEXFRAME-SS3	PAVER-CP-MT	PAVER-VENT-6	FG-LAVA-40 + FG-LAVA-10	OAS-LPK26
FPB-39DBS36MTN-PK	39" to 42"	FPB-39DBS36MT-N	FLEXFRAME-SS3	PAVER-CP-MT	PAVER-VENT-4	FG-LAVA-40 + FG-LAVA-10	OAS-LPK12
FPB-44DBS36MTN-PK	44" to 47"	FPB-44DBS36MT-N	FLEXFRAME-SS3	PAVER-CP-MT	PAVER-VENT-4	FG-LAVA-40 + FG-LAVA-10 (x2)	OAS-LPK12

Square >> Flat >> MT STAINLESS STEEL SRW/PAVER KITS



Model	Fits	Burner System	Flexframe	Control Panel	Vent Kit	Media	LP Conv. Kit
FPB-25SF22MTN-PK	25" to 28"	FPB-25SFBS22MT-N	FLEXFRAME-SS	PAVER-CP-MT	PAVER-VENT-4	FG-LAVA-10 (x3)	OAS-LPK31
FPB-30SF22MTN-PK	30" to 33"	FPB-30SFBS22MT-N	FLEXFRAME-SS3	PAVER-CP-MT	PAVER-VENT-4	FG-LAVA-40	OAS-LPK31
FPB-34SF31MTN-PK	34" to 37"	FPB-34SFBS31MT-N	FLEXFRAME-SS3	PAVER-CP-MT	PAVER-VENT-4	FG-LAVA-40 + FG-LAVA-10	OAS-LPK26

Square >> Drop-In >> MT STAINLESS STEEL SRW/PAVER KITS



Model	Fits	Burner System	Flexframe	Control Panel	Vent Kit	Media	LP Conv. Kit
FPB-20SBS16MTN-PK	20" to 23"	FPB-20SBS16MT-N	FLEXFRAME-SS	PAVER-CP-MT	PAVER-VENT-4	FG-LAVA-10 (x2)	OAS-LPK41

Linear >> Flat >> MT STAINLESS STEEL SRW/PAVER KITS



Model	Fits	Burner System	Flexframe	Control Panel	Vent Kit	Media	LP Conv. Kit
LOF-3614FHMTN-PK	36" to 40" L, 14" to 18" W	LOF-3614FHMT-N	FLEXFRAME-SS3	PAVER-CP-MT	PAVER-VENT-4	FG-LAVA-40 + FG-LAVA-10	OAS-LPK31
LOF-4814FHMTN-PK	48" to 52" L, 14" to 18" W	LOF-4814FHMT-N	FLEXFRAME-SS3	PAVER-CP-MT	PAVER-VENT-4	FG-LAVA-40 + FG-LAVA-10 (x2)	OAS-LPK29
LOF-6016FHMTN-PK	60" to 64" L, 16" to 20" W	LOF-6016FHMT-N	FLEXFRAME-SS3	PAVER-CP-MT	PAVER-VENT-4	FG-LAVA-40 + FG-LAVA-10 (x3)	OAS-LPK26

SRW/PAVER FIRE PIT ACCESSORIES

FLEXFRAME » Bridge the gap!



Allows you the flexibility to fill the gap between the fire pit structure and the pan. You can easily remove the burner without disturbing the structure. Flexible and easy to adapt for round, square, and rectangular fire pits.



FLEXFRAME-PRO3

Pro Series - Wider Version of the FLEXFRAME. Designed for Larger Round, Square and Linear Burner Systems - Constructed of 16 Gauge 304 Stainless Steel

(3) 44" pieces per package

FLEXFRAME-SS3

Constructed of 16 Gauge 304 Stainless Steel. Engineered to protect against outdoor elements including salt water environments

(3) 44" pieces per package

FLEXFRAME-SS

Constructed of 16 Gauge 304 Stainless Steel. Engineered to protect against outdoor elements including salt water environments

(2) 44" pieces per package

SRW/PAVER VENT KITS



PAVER-VENT-4-LNTS

Stainless steel SRW vent kit with lintel. Each vent provides 18 square inches of ventilation.

INCLUDES >

Two (2) 3 5/8"H x 8"W vents with mounting plate, extension plate extends overall size up to 10"W

Two (2) Tapcon® concrete anchors and vent mounting hardware with spacers

Two (2) Lintels 12"L x 3"W (16 gauge galvanized steel)

PAVER-VENT-6-LNTS

Stainless steel SRW vent kit with lintel. Each vent provides 18 square inches of ventilation.

INCLUDES >

Two (2) 5 5/8"H x 8"W vents with mounting plate, extension plate extends overall size up to 10"W

Two (2) Tapcon® concrete anchors and vent mounting hardware with spacers

Two (2) Lintels 12"L x 3"W (16 gauge galvanized steel)

CONTROL PANELS » Control your ignition!



House the components of your burner system seamlessly within your SRW/Paver blocks.

Components of burner system are not included in the Control Panel Enclosure - they are located in the burner system or SRW/Paver Kit you purchased.



PAVER-CP-AWS

For use when building fire pit enclosures with SRW block and a AWS burner system.

INCLUDES >

SRW bracket kit and extender

Lintel - 12" L x 3" W

Screws and fittings

Tapcon® concrete anchors



PAVER-CP-TPSI

For use when building fire pit enclosures with SRW block and a TPSI burner system.

INCLUDES >

SRW bracket kit and extender

Lintel - 12" L x 3" W

Screws and fittings

Tapcon® concrete anchors



PAVER-CP-MT-MSI

For use when building fire pit enclosures with SRW block and a MT burner system.

INCLUDES >

SRW bracket kit and extender

SRW bracket kit and extender


Lintel - 12" L x 3" W

Battery operated piezo igniter

Ignition Hood

Screws and fittings

Tapcon® concrete anchors



PAVER-CP-MT

For use when building fire pit enclosures with SRW block and a MT burner system.

INCLUDES >

SRW bracket kit and extender

Lintel - 12" L x 3" W

Screws and fittings

Tapcon® concrete anchors

SPARK IGNITION



MSI-BSMTI

Manual spark ignition kit for FPB "MT" Match Throw Systems featuring the burning spur.

COMPATIBLE WITH



CONVERSION KITS

FOR FIREGEAR PRODUCTS

MT Conversion Kits


Model	Ignition	BTU
OAS-LPK47	MT	50,000
OAS-LPK41	MT	75,000
OAS-LPK35	MT	100,000
OAS-LPK31	MT	125,000
OAS-LPK29	MT	150,000
OAS-LPK26	MT	175,000
OAS-LPK22	MT	200,000
OAS-LPK19	MT	225,000
OAS-LPK12	MT	250,000

TPSI Conversion Kits

Model	Ignition	BTU
TPSI-LPK47	TPSI	50,000
TPSI-LPK41	TPSI	75,000
TPSI-LPK35	TPSI	100,000
TPSI-LPK31	TPSI	125,000
TPSI-LPK29	TPSI	150,000

AWS Conversion Kits

This is the Pilot Burner Orifice for AWS products. In order to convert from NG to LP, you would use this in addition to a **MT Conversion Kit** (listed on the left side of the page).

Model	Description
 FG-AWS-PBO-P	Pilot Burner Orifice for FG-AWS30VDC-GOEK and FG-AWS30VDC-K (AWS Standard Capacity 30VDC Valve)

JEWELRY FOR YOUR FIRE FEATURE

ROCK MEDIA



Lava Rock

Each rock is approximately 1" to 2" in diameter
 FG-LAVA-10 10 lbs.
 FG-LAVA-40 1 cubic foot (approx 30 - 40 lbs.)



Lava Stones

Each stone is approximately 1" to 2" in diameter
 FG-LS50 50 lbs.

BROKEN GLASS >> approx 1/2" - 1" in size



Black
GL-BLACK-10



Copper
GL-COPPER-10



Crystal
GL-CRYSTAL-10



Dark Blue
GL-DARKBLUE-10



Light Blue
GL-LIGHTBLUE-10



Seabreeze
GL-SEABREEZE-10

REFLECTIVE GLASS >> approx 1/2" - 1" in size



Black
GRL-BLACK-10



Bronze
GRL-BRONZE-10



Cobalt
GRL-COBALT-10



Copper
GRL-COPPER-10



Silver
GRL-SILVER-10

SOLD IN
10LB JUGS



STEEL LOG SETS



Ironwood Steel (7)
L-IW-SM



Ironwood Steel (11)
L-IW-MED



Ironwood Steel (14)
L-IW-LG



Ironwood Steel (14)
L-IW-XL



Twig Set (4)
L-IW-TWIG810



Twig Set (5)
L-IW-TWIG1214

CONCRETE LOG SETS



Sedona (19)
L-SEDONA



Spit Fire (17)
L-SF



Birch (5)
L-BR-3048



Birch (6)
L-BR-6084



Driftwood (5)
L-DW-3048



Driftwood (6)
L-DW-6084




New Oak (5)
L-NO-3048



New Oak (6)
L-NO-6084


CONCRETE TWIG SETS



Black Reflective Glass in the Kalea Bay | GRL-BLACK-10 


ACCESSORIES FOR FIREGEAR PRODUCTS

GLASS WINDSHIELDS


Round		Square		Linear	
Model	Dimensions	Model	Dimensions	Model	Dimensions
GWS-23R	23" Diameter x 8" H	GWS-2424	24" W x 7 1/2" H	GWS-2911	29 1/2" L x 11 1/2" W x 6" H
GWS-32R	32" Diameter x 8" H	GWS-3030	30" W x 7 1/2" H	GWS-2917	29 1/2" L x 17" W x 6" H
GWS-36R	36" Diameter x 8" H	GWS-3838	38" W x 7 1/2" H	GWS-3511	35 1/2" L x 11 1/2" W x 6" H
GWS-38R	38" Diameter x 8" H	GWS-4242	42" W x 7 1/2" H	GWS-3517	35 1/2" L x 17" W x 6" H
GWS-48R	48" Diameter x 8" H			GWS-4111	41 1/2" L x 11 1/2" W x 6" H
GWS-60R	60" Diameter x 8" H			GWS-4119	41" L x 19" W x 6" H
				GWS-5311	53 1/2" L x 11 1/2" W x 6" H
				GWS-5319	53" L x 19" W x 6" H
				GWS-6511	65 1/2" L x 11 1/2" W x 6" H
				GWS-6521	65" L x 21" W x 6" H
				GWS-7711	77 1/2" L x 11 1/2" W x 6" H
				GWS-7721	77" L x 21" W x 6" H


STAINLESS STEEL LIDS



Round		Square		Linear > H			
Model	Dimensions	Fits Models	Model	Dimensions	Fits Models		
LID-19R2	22" Diameter x 2.5" H	FPB-19R Series	LID-20S	22" W x 1 1/2" H	FPB-20S Series		
LID-25R2	28" Diameter x 2.5" H	FPB-25R Series	LID-26S	28" W x 1 1/2" H	FPB-26S Series		
LID-29R2	32" Diameter x 2.5" H	FPB-29R Series	LID-32S	32" W x 1 1/2" H	FPB-32S Series		
LID-33R2	36" Diameter x 2.5" H	FPB-33R Series	LID-38S	38" W x 1 1/2" H	FPB-38S Series		
					LID-LOF2412	26 3/4" L x 14 3/4" W x 27/8" H	LOF2412
					LID-LOF3012	32 3/4" L x 14 3/4" W x 27/8" H	LOF3012
					LID-LOF3614	38 3/4" L x 16 3/4" W x 27/8" H	LOF3614
					LID-LOF4214	44 3/4" L x 16 3/4" W x 27/8" H	LOF4214
					LID-LOF4814	50 3/4" L x 16 3/4" W x 27/8" H	LOF4814
					LID-LOF6016	62 3/4" L x 18 3/4" W x 27/8" H	LOF6016
					LID-LOF7216	74 3/4" L x 18 3/4" W x 27/8" H	LOF7216
					LID-LOF8416	86 3/4" L x 18 3/4" W x 27/8" H	LOF8416
					LID-LOF9616	98 3/4" L x 18 3/4" W x 27/8" H	LOF9616

GAS VALVE ACCESSORIES


			
KEY-PC-12 12" polished chrome key for key valve	KV-PC-12 High capacity straight key valve with polished chrome key cover and 12" key (350,000 BTU @ 1/2 PSI)	MSI-BSMTI Manual spark ignition kit for FPB "MT" Match Throw Systems featuring the burning spur.	VENT-KIT-6X12SS Includes 2 stainless steel 6" tall x 12" wide vents. Each vent provides 18 square inches of cross ventilation.

Linear > T		
Model	Dimensions	Fits Models
LID-LOF2406	26 3/4" L x 8 3/4" W x 27/8" H	LOF2406
LID-LOF3006	32 3/4" L x 8 3/4" W x 27/8" H	LOF3006
LID-LOF3606	38 3/4" L x 8 3/4" W x 27/8" H	LOF3606
LID-LOF4806	50 3/4" L x 8 3/4" W x 27/8" H	LOF4806
LID-LOF6006	62 3/4" L x 8 3/4" W x 27/8" H	LOF6006
LID-LOF7206	74 3/4" L x 8 3/4" W x 27/8" H	LOF7206
LID-LOF8406	86 3/4" L x 8 3/4" W x 27/8" H	LOF8406
LID-LOF9606	98 3/4" L x 8 3/4" W x 27/8" H	LOF9606

PROPANE ACCESSORIES

				
FG-12QDK Quick Disconnect Kit for use with Natural Gas or Liquid Propane - 12" (144"), 3/8" I.D.	FG-32LPHRK 32" Liquid Propane Hose and Regulator Kit, Rated at 85,375 BTU @10" W.C. CSA-AGA/CGA Approved.	FG-60LPHRK 60" Liquid Propane Hose and Regulator Kit, Rated at 130K BTU @10" W.C. CSA-AGA/CGA Approved.	FG-LPQDK LP quick disconnect kit - includes 12" (144") 1/2" OD, 3/8" ID, gray PVC hose with quick disconnect fitting.	FG-LPRK 100K BTU Liquid Propane Regulator, 3/8" MPT Adapter and Acme Quick Connect. CSA-AGA/CGA approved.

FLEXLINES

	T200-9898-10 1/2" OD (3/8" ID) x 10', with 1/2" OD FLARE NUTS	T200-9898-22 1/2" OD (3/8" ID) x 22', with 1/2" OD FLARE NUTS	T200-9898-34 1/2" OD (3/8" ID) x 34', with 1/2" OD FLARE NUTS
	T200-9898-16 1/2" OD (3/8" ID) x 16', with 1/2" OD FLARE NUTS	T200-9898-28 1/2" OD (3/8" ID) x 28', with 1/2" OD FLARE NUTS	T200-9898-46 1/2" OD (3/8" ID) x 46', with 1/2" OD FLARE NUTS

FITTINGS



U1-6C-S
Steel Gas Flare Fitting,
3/8" OD Flare x 3/8" MIP
(tapped 1/8" FIP)



U1-6D-S
Steel Gas Flare Fitting,
3/8" OD Flare x 1/2" MIP
(tapped 3/8" FIP)



U1-8C-S
Steel Gas Flare Fitting,
1/2" OD Flare x 3/8" MIP
(tapped 1/4" FIP)



U1-8D-S
Steel Gas Flare Fitting,
1/2" OD Flare x 1/2" MIP
(tapped 3/8" FIP)



U3-6D-S
Steel Gas Flare Fitting,
3/8" OD Flare x 1/2" FIP



U3-8D-S
Steel Gas Flare Fitting,
1/2" OD Flare x 1/2" FIP

ESTOP TIMER



ESTOP1-0H

Unique all mechanical gas shut-off timer with built-in emergency stop - no power required
High Btu capacity
Safest gas timer available in the industry
Available in 1 hour models
Innovative multi-port design provides installation flexibility
1/2" NPT inlets and outlets (side and back)
Six (6) mounting holes (front and side) for secure installation
Natural gas (NG) or Liquid Propane (LP) - no conversion necessary
Dial has UV Protection



ESTOP-CP-KIT
Control panel designed to house ESTOP1-0H timer.



ESTOP-LC-KIT
Locking Cabinet designed to house ESTOP1-0H timer (Removable Lock)



ESTOP-RM-KIT
Surface mount enclosure designed to house ESTOP1-0H timer.

REPLACEMENT KITS

FG-AWS-SVC-KIT

FG-TP : Thermopile - for primary pilot assembly
FG-HSI : Hot Surface Ignition - for pilot burner assembly
FG-AWS-CONTROLLER : Main Controller Module

TPSI-SVC-KIT-N

Universal FP Connection Kit for TPSI Units. Includes:
Copreci High Capacity Valve
48" PSE-495 Pilot Assy
Control Knob/Nut
(2) Straight Inlet/Outlet Fittings (U1-8D-S)
Natural Gas

TPSI-SVC-KIT-P

Universal FP Connection Kit for TPSI Units. Includes:
Copreci High Capacity Valve
48" PSE-495 Pilot Assy
Control Knob/Nut
(2) Straight Inlet/Outlet Fittings (U1-8D-S)
Propane Gas

DISCONTINUED MODEL REPLACEMENT KITS

FG-TMSI-PILOT-SVC-KIT

FG-IGNIT-ASSY-PI: Igniter Assembly
FG-SPARK-IGN: Spark Igniter Assembly
FG-GASVALVE-2: Gas Valve (piloted)
FG-CONTROL-KNOB: Control Knob

FG-TFS-SVC-KIT

VCS-5000MODTC : Module
AF-4000BP12 : Battery Pack w/12' wire
TFS-IGNIT-ASSEMBLY : Igniter Assembly
ST3-100-1027 : Mesh Screen cover for Ignition Hood
ST3-113-1028 : Stainless Thread Cutting Screws (8)

FG-LTFS-SVC-KIT

PILOTO-23300-206 : Pilot Assembly
VCS-5000MODTC : Module
AF-4000BP12 : Battery Pack w/12' wire

FG-TMSI-SVC-KIT

TMS-TC-ASSEMBLY : Thermocouple/Rainshield Replacement Kit
ST3-080-1009 : Copreci Manual Gas Valve
ST3-110-1005 : Mounting Nut for Copreci Valve
ST3-050-1024 : Manual Gas Valve Knob for Copreci Valve
3042-RB : Manual Spark Ignitor Module with Red Button
PIEZO23WH : 23" Piezo Extension wire
PIEZO48WH : 48" Piezo Extension wire
ST3-100-1027 : Mesh Screen Cover (for ignition hood)
ST3-113-1028 : Stainless Thread Cutting Screws

AWS IGNITION REPLACEMENT PARTS



FG-AWS-PS-30V320
30VDC, 320W Power Supply



GOE-30VDC
30 VDC power supply for single fire feature



FG-PBA
FG-AWS pilot burner assembly (30" long) - For **NG**



FG-PBA-P
FG-AWS pilot burner assembly (30" long) - For **LP**



FG-TIMER-2HR
Two (2) hour mechanical timer.



FG-1420-AOD
1420-A (On/Off/Remote) with 110 Receiver.



FG-EMER-STOP
Electronic emergency stop for 120VAC or 30 VDC.



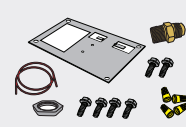
FG-FD2HW
120 min mechanical timer (no enclosure)



FG-ICB
AWS Ignition control box



FG-HEATSHIELD
AWS heat shield



FG-AWS-HARDWARE-BAG
Hardware bag for AWS valve systems

HOW MUCH MEDIA?

KALEA BAY

Model	Glass Only
36" Kalea Bay	15 lbs
48" Kalea Bay	20 lbs
60" Kalea Bay	25 lbs
72" Kalea Bay	25 lbs

SANCTUARY 1 & 76

Model	Glass Only	Lava Rock Only	Lava Stones Only
Sanct 1	30 lbs	20 lbs	35 lbs
Sanct 76	40 lbs	30 lbs	45 lbs

SANCTUARY 2 & 3

Model	Glass Only	Lava Rock Only	Glass Only
Sanct 2	120 lbs	30 lbs	30 lbs
Sanct 3	70 lbs	15 lbs	20 lbs

ROUND FIRE PITS

ID of Fire Pit	Lava Rock Only	Lava Rock as a Base	Glass on top of Lava Rock	Lava Stones on top of Lava Rock	Glass Only
16"	10 lbs	5 lbs	10 lbs	10 lbs	30 lbs
19"	10 lbs	10 lbs	20 lbs	15 lbs	40 lbs
25"	15 lbs	15 lbs	30 lbs	20 lbs	70 lbs
29"	20 lbs	20 lbs	40 lbs	25 lbs	90 lbs
33"	25 lbs	25 lbs	50 lbs	30 lbs	110 lbs
34"	30 lbs	25 lbs	60 lbs	30 lbs	120 lbs
44"	45 lbs	35 lbs	70 lbs	50 lbs	200 lbs

SQUARE FIRE PITS

ID of Fire Pit	Lava Rock Only	Lava Rock as a Base	Glass on top of Lava Rock	Lava Stones on top of Lava Rock	Glass Only
20"	10 lbs	10 lbs	20 lbs	15 lbs	50 lbs
26"	15 lbs	15 lbs	30 lbs	20 lbs	90 lbs
32"	25 lbs	25 lbs	50 lbs	30 lbs	130 lbs
38"	30 lbs	30 lbs	60 lbs	35 lbs	190 lbs

STAINLESS STEEL > H DROP-IN

Pan Size	Lava Rock	Glass	Lava Stones
24 x 12	20 lbs	40 lbs	20 lbs
30 x 12	20 lbs	50 lbs	20 lbs
36 x 14	30 lbs	70 lbs	30 lbs
48 x 14	40 lbs	90 lbs	40 lbs
60 x 16	50 lbs	130 lbs	50 lbs
72 x 16	60 lbs	150 lbs	60 lbs
84 x 16	70 lbs	180 lbs	70 lbs
96 x 16	80 lbs	200 lbs	80 lbs

STAINLESS STEEL > H FLAT

Pan Size	Lava Rock	Glass	Lava Stones
24 x 14	20 lbs	50 lbs	20 lbs
30 x 14	20 lbs	60 lbs	20 lbs
36 x 14	30 lbs	70 lbs	30 lbs
48 x 14	40 lbs	90 lbs	40 lbs
60 x 16	50 lbs	130 lbs	50 lbs
42 x 16	60 lbs	150 lbs	60 lbs
84 x 16	70 lbs	180 lbs	70 lbs
96 x 16	80 lbs	200 lbs	80 lbs

PRO SERIES > H FLAT

Pan Size	Lava Rock	Glass	Lava Stones
30 x 10	20 lbs	40 lbs	20 lbs
36 x 10	20 lbs	50 lbs	20 lbs
48 x 10	30 lbs	60 lbs	30 lbs
60 x 10	40 lbs	80 lbs	40 lbs
72 x 10	50 lbs	100 lbs	50 lbs
96 x 10	60 lbs	130 lbs	60 lbs

STAINLESS STEEL > T DROP-IN

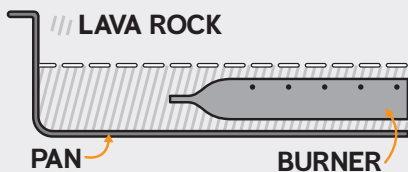
Pan Size	Lava Rock	Glass	Lava Stones
24 x 6	10 lbs	20 lbs	10 lbs
30 x 6	10 lbs	30 lbs	10 lbs
36 x 6	10 lbs	30 lbs	10 lbs
48 x 6	20 lbs	40 lbs	20 lbs
60 x 6	20 lbs	50 lbs	20 lbs
72 x 6	20 lbs	60 lbs	20 lbs
84 x 6	30 lbs	70 lbs	30 lbs
96 x 6	30 lbs	80 lbs	30 lbs

STAINLESS STEEL > T FLAT

Pan Size	Lava Rock	Glass	Lava Stones
24 x 8	10 lbs	30 lbs	10 lbs
30 x 8	20 lbs	30 lbs	20 lbs
36 x 8	20 lbs	40 lbs	20 lbs
48 x 8	20 lbs	50 lbs	20 lbs
60 x 8	30 lbs	60 lbs	30 lbs
72 x 8	30 lbs	80 lbs	30 lbs
84 x 8	40 lbs	90 lbs	40 lbs
96 x 8	40 lbs	100 lbs	40 lbs

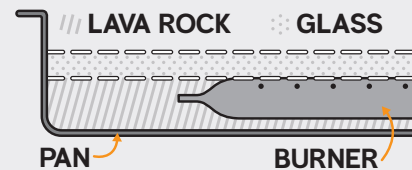
Lava Rock ONLY

When using lava rock, use enough to cover entire burner. Do not over-fill. Just use enough to hide the burner from view.



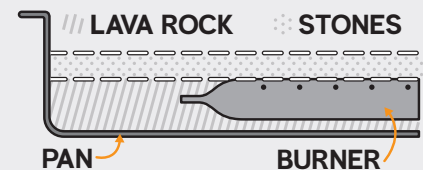
Lava Rock UNDER Glass

In order to use glass, you must lay down a layer of lava rock. Fill the pan with lava rock until it is level with the top of the burner. Then take your glass and lay it on top of the lava rock and burner. The glass should only be 3/4" to 1" thick, or just enough to cover the burner.



Lava Rock UNDER Stones

In order to use lava stones, you must lay down a layer of lava rock. Fill the pan with lava rock until it is level with the top of the burner. Then take your lava stones and lay it on top of the lava rock and burner. The lava stones should only be one layer thick, just enough to cover the burner.



GAS PIPE SIZING CHART

≡ NATURAL GAS (NG)

Pipe Length (ft.)	1/2"	3/4"	1"	1 - 1 1/4"	1 - 1 1/2"	2"	2 - 2 1/2"	3"	4"
10	108	230	387	793	1237	2259	3640	6434	-
20	75	160	280	569	877	1610	2613	5236	9521
30	61	129	224	471	719	1335	2165	4107	7859
40	52	110	196	401	635	1143	1867	3258	6795
50	46	98	177	364	560	1041	1680	2936	6142
60	42	89	159	336	513	957	1559	2684	5647
70	38	82	149	317	476	896	1447	2492	5250
80	36	76	140	239	443	840	1353	2315	4900
90	33	71	133	275	420	793	1288	2203	4667
100	32	68	126	266	411	775	1246	2128	4518
125	28	60	117	243	369	700	1143	1904	4065
150	25	54	105	215	327	625	1008	1689	3645
175	23	50	93	196	303	583	993	1554	3370
200	22	47	84	182	280	541	877	1437	3160
300	17	37	70	145	224	439	686	1139	2539

Natural Gas (NG) flow is given in thousands of BTU/hr. One cubic foot of NG gas - 1000 BTU.

Nominal pressure at the burner for Natural Gas is 3.5" of water column. (Typical machine supply 5" - 7").

Pipe length must include additional length for all fittings. Add approximately 5 feet of pipe per fitting.

Natural Gas Example: A machine with a burner that requires 440,000 BTU would need a 1 - 1/4" pipe for a 20' long run.

≡ LIQUID PROPANE (LP)

Pipe Length (ft.)	1/2"	3/4"	1"	1 - 1 1/4"	1 - 1 1/2"	2"	2 - 2 1/2"	3"	4"
10	275	567	1071	2205	3307	6221	10140	17990	35710
20	189	393	732	1496	2299	4331	7046	12510	25520
30	152	315	590	1212	1858	3465	5695	10110	20620
40	129	267	504	1039	1559	2992	4778	8481	17300
50	114	237	448	913	1417	2646	4343	7708	15730
60	103	217	409	834	1275	2394	3908	6936	14150
70	89	185	346	724	1086	2047	3329	5908	12050
80	78	162	307	630	976	1811	2991	5309	10830
90	69	146	275	567	866	1606	2654	4711	9613
100	63	132	252	511	787	1496	2412	4281	8736
125	54	112	209	439	665	1282	2083	3618	7382
150	48	100	185	390	590	1138	1808	3210	6549
175	43	90	168	353	534	1030	1637	2905	5927
200	40	83	155	325	491	947	1505	2671	5450
300	37	77	144	303	458	887	1404	2492	5084

Liquid Propane (LP) flow is given in thousands of BTU/hr. One cubic foot of NG gas - 2516 BTU.

This chart refers to low pressure LP, after regulation, standard nominal pressure at the burner for Liquid Propane Gas is 11" of water column

Pipe length must include additional length for all fittings. Add approximately 5 feet of pipe per fitting.

Liquid Propane Example: A machine with a burner that requires 440,000 BTU would need a 1" pipe for a 20' long run.

NOTE: The sizing charts above list the specific pipe sizes required for the amount of BTU's for a new gas line installations. If you are using an existing gas line you must take into consideration the existing gas line capacities to ensure you will have proper pressure.

This chart is for reference only, we recommend you consult with a Licensed Plumber/Gas Fitter or NFPA54 (National Fuel Gas Code - current edition) for more details.



THE BEST ROOM IN THE HOUSE
ISN'T IN THE HOUSE AT ALL



Tech & Sales | 800.966.8126

firegearoutdoors.com

14520 Delta Ln - Suite 105 | Huntington Beach | California, 92647

ver. 061423