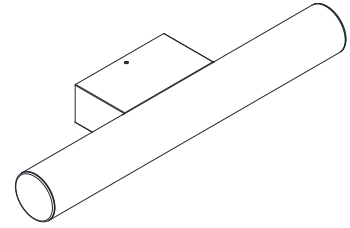


LED BATHROOM LIGHT

CODE: L-106-12
 L-106-20

Input Voltage: 110-250V~50/60Hz



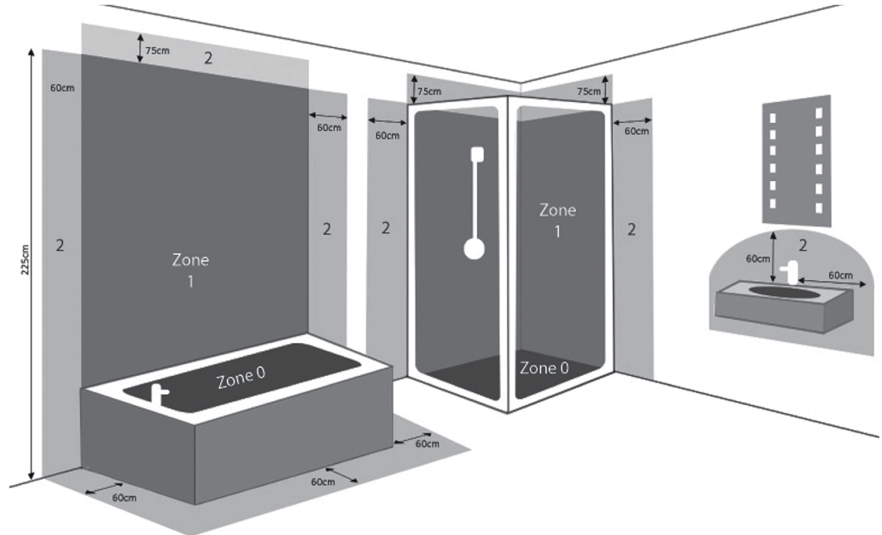
INSTALLATION INSTRUCTIONS

Please read these instructions carefully before commencing installation and retain for future reference. Note that we recommend installation of these lights should only be carried out by a qualified electrician.

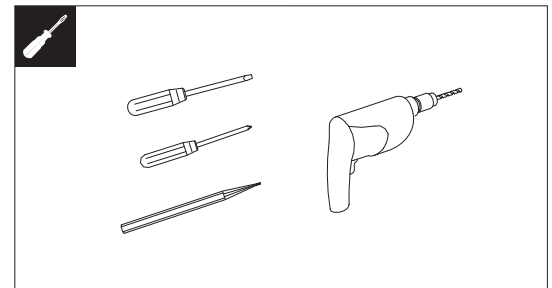
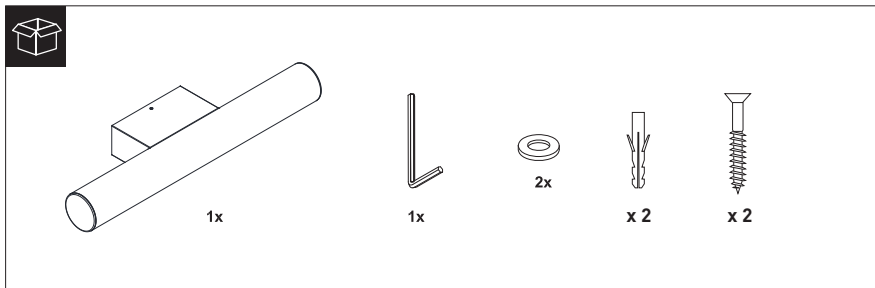
ZONE

- 0** Inside the bath shower Must be SELV(12V max.) due to water submersion Minimum rating of IP67.
- 1** 225cm above the bath or shower Minimum rating of IP44
- 2** The area stretching to 60cm outside the bath or shower and 60cm from water outlet of sink. An IP rating of at least IP44 is required.

The light fitting is suitable for installation in zone 2 and the outside zones. The connector block and driver are suitable for installation within zones 1&2 and the outside zones.



This light is IP44 rated making it suitable for Zone 2



Installation light

