


Tig **6** Welding





Contents

Weldcraft	ET9 Compatible Torches & Consumables	162
	ET17 Compatible Torches & Consumables	164
	ET18 Compatible Torches & Consumables	166
	ET20 Compatible Torches & Consumables	168
	ET26 Compatible Torches & Consumables	170
	WP9 Compatible Torches & Consumables	172
	WP17 Compatible Torches & Consumables	174
	WP18 Compatible Torches & Consumables	176
	WP18SC Compatible Torches & Consumables	178
	WP20 & 25 Compatible Torches & Consumables	180
	WP22A/B Compatible Torches & Consumables	182
	WP24 Compatible Torches & Consumables	184
	WP24W Compatible Torches & Consumables	185
	WP26 Compatible Torches & Consumables	186
	WP27A/B Compatible Torches & Consumables	188
Murex/BOC	SP450 Compatible Torches & Consumables	190
Switches & Housings	WP Tig Torch Series	192
Switch Modules	Pro Tig Series	193
Handles	Pro Tig Series & Weldcraft / Murex	194
Cables	Weldcraft Compatible WP & ET Series Tig Torches	195
Connectors	Amphenol & Tuchel Style	196
Adaptors	Lug & Dinse Style	197
Fittings	Miscellaneous Cable Fittings	198

Disclaimer

Specialised Welding Products are in no way connected to or affiliated with any of the manufacturers referred to in the TIG section of this catalogue.

None of the equipment listed in this TIG section originates from the manufacturer with whose products it is compatible.

In this TIG section, the use of:

- (i) original equipment manufacturer's part numbers and/or
- (ii) any manufacturer's registered or unregistered trade marks is solely to indicate that the intended purpose of the equipment in question is to act as a spare part and/or accessory for the relevant original equipment.

SWP Torch Technology

The SWP ET TIG welding torches are designed for finer welding jobs and therefore small in size and easy to operate. This is mainly made possible by their intelligent design and comfortable switch system, available in single and multiple-button executions.

TIG
Torches



All consumable parts are interchangeable with most common brands

Standard with a 1-button switch, optionally with 2-, 3-, and 4-button switch (rocker) and/or an integrated potentiometer

Unique semi-closed switch system, almost impervious to moisture and dirt

Handle available in two sizes

Soft grip

Ball joint at back of handle for optimal flexibility

Efficient protection of the cable assembly. First 50 cm leather – transitioning smoothly to neoprene

SWP
Stealth
GRIP



ET9 SERIES

60% Duty cycle
125 Amp – DC
80 Amp – AC
Gas-cooled
See page **162**



ET17 SERIES

60% Duty cycle
150 Amp – DC
120 Amp – AC
Gas-cooled
See page **164**



ET18 SERIES

100% Duty cycle
350 Amp – DC
250 Amp – AC
Water-cooled
See page **166**



ET20 SERIES

100% Duty cycle
220 Amp – DC
165 Amp – AC
Water-cooled
See page **168**



ET26 SERIES

60% Duty cycle
200 Amp – DC
160 Amp – AC
Gas-cooled
See page **170**

TIG
Torches

Rating: 125A DC, 80A AC, 60% Duty Cycle



TIG
Torches

ET9 & ET9F Torch Packages

Rigid and Flexible

Part No.	Length	Description
ET9-12SZ	12.5ft	Mono, Switch and Zipper Cover
ET9-25SZ	25ft	Mono, Switch and Zipper Cover
ET9F-12SZ	12.5ft	Mono, Switch and Zipper Cover
ET9F-25SZ	25ft	Mono, Switch and Zipper Cover
WP9AK	Accessory Kit for ET9, ET9F Consisting of: 1 x Long Back Cap 1 x 1.0mm, 1.6mm 2% Thoriated Tungsten 1 x 1.0mm, 1.6mm Standard Collet 1 x 1.0mm, 1.6mm Standard Collet Body 1 x No. 4, 5 & 6 Bore Standard Ceramic Cup	

Consumables

Item	Part No.	Description	Qty	Item	Part No.	Description	Qty
1	WP9	Torch Body – Rigid	1	CERAMIC CUPS (STANDARD, LONG, X-LONG AND GAS LENS)			
2	WP9F	Torch Body – Flexible	1	14	13N08	Standard Cup – 1/4" Bore – No. 4	10
3	41V33	Short Back Cap	1		13N09	Standard Cup – 5/16" Bore – No. 5	10
4	41V35	Medium Back Cap	1		13N10	Standard Cup – 3/8" Bore – No. 6	10
5	41V24	Long Back Cap	1		13N11	Standard Cup – 7/16" Bore – No. 7	10
6	98W77	Back Cap O-Ring	10		13N12	Standard Cup – 1/2" Bore – No. 8	10
7	598882	Standard Heatshield	1		13N13	Standard Cup – 3/8" Bore – No. 10	10
8	54N63-20	Large Gas Lens Heatshield	1	15	796F70	Long Cup – 3/16" Bore – No. 3	10
COLLETS (STANDARD AND GAS LENS)					796F71	Long Cup – 1/4" Bore – No. 4	10
9	13N20	Standard – .020" (0.5mm)	5		796F72	Long Cup – 5/16" Bore – No. 5	10
	13N21	Standard – .040" (1.0mm)	5		796F73	Long Cup – 3/8" Bore – No. 6	10
	13N22	Standard – 1/16" (1.6mm)	5	16	796F74	X-Long Cup – 3/16" Bore – No. 3	10
10	13N20L	Gas Lens – .020" (0.5mm)	5		796F75	X-Long Cup – 1/4" Bore – No. 4	10
	13N21L	Gas Lens – .040" (1.0mm)	5		796F76	X-Long Cup – 5/16" Bore – No. 5	10
	13N22L	Gas Lens – 1/16" (1.6mm)	5		796F77	X-Long Cup – 3/8" Bore – No. 6	10
COLLET BODIES (STANDARD AND GAS LENS)				17	53N58	Gas Lens Cup – 1/4" Bore – No. 4	10
11	13N25	Standard – .020" (0.5mm)	5		53N59	Gas Lens Cup – 5/16" Bore – No. 5	10
	13N26	Standard – .040" (1.0mm)	5		53N60	Gas Lens Cup – 3/8" Bore – No. 6	10
	13N27	Standard – 1/16" (1.6mm)	5		53N61	Gas Lens Cup – 7/16" Bore – No. 7	10
12	45V41	Gas Lens – .020" (0.5mm)	1		53N61-S	Gas Lens Cup – 1/2" Bore – No. 8	10
	45V42	Gas Lens – .040" (1.0mm)	1	18	57N75	Large Diameter Gas Lens Cup – 3/8" Bore – No. 6	5
	45V43	Gas Lens – 1/16" (1.6mm)	1		57N74	Large Diameter Gas Lens Cup – 1/2" Bore – No. 8	5
13	45V0204S	Large Gas Lens – .020-.040" (0.5-1.0mm)	1		53N88	Large Diameter Gas Lens Cup – 5/8" Bore – No. 10	5
	45V116S	Large Gas Lens – 1/16" (1.6mm)	1		53N87	Large Diameter Gas Lens Cup – 3/4" Bore – No. 12	5
				SECONDARY CONSUMABLES			
				19	For Handle Details see page 194		1
				20	For Switch Options see page 193		1
				21	W9026-10	10ft Zipper Cover	1
					W9026-22	22ft Zipper Cover	1

For Cable Assembly details, please refer to page 195



Tungsten Electrodes
See page 24

Rating 150A DC, 120A AC, 60% Duty Cycle



TIG
Torches

ET17 & ET17F Torch Packages

Rigid and Flexible


Part No.	Length	Description
ET17-12SZ	12.5ft	Mono, Switch and Zipper Cover
ET17-25SZ	25ft	Mono, Switch and Zipper Cover
ET17F-12SZ	12.5ft	Mono, Switch and Zipper Cover
ET17F-25SZ	25ft	Mono, Switch and Zipper Cover
WP17AK	Accessory Kit for ET17, ET17F Consisting of: 1 x Short Back Cap 1 x 1.0mm, 1.6mm, 2.4mm 2% Thoriated Tungsten 1 x 1.0mm, 1.6mm & 2.4mm Standard Collet 1 x 1.0mm, 1.6mm & 2.4mm Standard Collet Body 1 x No. 4, 5 & 6 Bore Standard Ceramic Cup	

Consumables

Item	Part No.	Description	Qty
MAIN CONSUMABLES			
1	WP17	Torch Body – Rigid	1
2	WP17F	Torch Body – Flexible	1
3	57Y04	Short Back Cap	1
4	300M	Medium Back Cap	1
5	57Y02	Long Back Cap	1
6	98W18	Back Cap O-Ring	10
7	18CG	Standard Heatshield	1
8	54N01	Gas Lens Heatshield	1
9	54N63	Large Gas Lens Heatshield	1
COLLETS (STANDARD AND STUBBY)			
10	10N21	Standard – .020" (0.5mm)	5
	10N22	Standard – .040" (1.0mm)	5
	10N23	Standard – 1/16" (1.6mm)	5
	70062	Standard – 5/64" (2.0mm)	5
	10N24	Standard – 3/32" (2.4mm)	5
11*	10N21S	Stubby – .020" (0.5mm)	5
	10N22S	Stubby – .040" (1.0mm)	5
	10N23S	Stubby – 1/16" (1.6mm)	5
	10N24S	Stubby – 3/32" (2.4mm)	5
<i>* Use ET20 Standard Ceramics with Item 11 – see page 169, items 14-16</i>			
COLLET BODIES (STUBBY, STANDARD AND GAS LENS)			
12	10N29	Standard – .020" (0.5mm)	5
	10N30	Standard – .040" (1.0mm)	5
	10N31	Standard – 1/16" (1.6mm)	5
	10N32	Standard – 3/32" (2.4mm)	5
13*	17CB20	Stubby – .020" - 1/8" (0.5mm - 3.2mm)	5
<i>* Use ET20 Standard Ceramics with Item 13 – see page 169 items 14-16</i>			
14	45V29	Gas Lens – .020" (0.5mm)	1
	45V24	Gas Lens – .040" (1.0mm)	1
	45V25	Gas Lens – 1/16" (1.6mm)	1
	45V26	Gas Lens – 3/32" (2.4mm)	1
15	45V0204	Large Gas Lens – .020-.040" (0.5-1.0mm)	1
	45V116	Large Gas Lens – 1/16" (1.6mm)	1
	45V64	Large Gas Lens – 3/32" (2.4mm)	1

Item	Part No.	Description	Qty
CERAMIC CUPS (STANDARD, LONG AND GAS LENS)			
16	10N50	Standard Cup – 1/4" Bore – No. 4	10
	10N49	Standard Cup – 5/16" Bore – No. 5	10
	10N48	Standard Cup – 3/8" Bore – No. 6	10
	10N47	Standard Cup – 7/16" Bore – No. 7	10
	10N46	Standard Cup – 1/2" Bore – No. 8	10
	10N45	Standard Cup – 5/8" Bore – No. 10	10
	10N44	Standard Cup – 3/4" Bore – No. 12	10
17	10N50L	Long Cup – 1/4" Bore – No. 4	10
	10N49L	Long Cup – 5/16" Bore – No. 5	10
	10N48L	Long Cup – 3/8" Bore – No. 6	10
	10N47L	Long Cup – 7/16" Bore – No. 7	10
18	54N18	Gas Lens Cup – 1/4" Bore – No. 4	10
	54N17	Gas Lens Cup – 5/16" Bore – No. 5	10
	54N16	Gas Lens Cup – 3/8" Bore – No. 6	10
	54N15	Gas Lens Cup – 7/16" Bore – No. 7	10
	54N14	Gas Lens Cup – 1/2" Bore – No. 8	10
	54N19	Gas Lens Cup – 11/16" Bore – No. 11	10
19	54N17L	Long Gas Lens Cup – 5/16" Bore – No. 5	5
	54N16L	Long Gas Lens Cup – 3/8" Bore – No. 6	5
	54N15L	Long Gas Lens Cup – 7/16" Bore – No. 7	5
	54N14L	Long Gas Lens Cup – 1/2" Bore – No. 8	5
20	57N75	Large Diameter Gas Lens Cup – 3/8" Bore – No. 6	5
	57N74	Large Diameter Gas Lens Cup – 1/2" Bore – No. 8	5
	53N88	Large Diameter Gas Lens Cup – 5/8" Bore – No. 10	5
	53N87	Large Diameter Gas Lens Cup – 3/4" Bore – No. 12	5
SECONDARY CONSUMABLES			
21		For Handle Details see page 194	1
22		For Switch Options see page 193	1
23	W9026-10	10ft Zipper Cover	1
	W9026-22	22ft Zipper Cover	1
<i>For Cable Assembly details, please refer to page 195</i>			

Rating: 350A DC, 250A AC, 100% Duty Cycle



TIG
Torches

ET18 & ET18F Torch Packages

Rigid and Flexible

Part No.	Length	Description
ET18-12SZ	12.5ft	Fitted with Switch and Zipper Cover
ET18-25SZ	25ft	Fitted with Switch and Zipper Cover
ET18F-12SZ	12.5ft	Fitted with Switch and Zipper Cover
ET18F-25SZ	25ft	Fitted with Switch and Zipper Cover
WP18AK	Accessory Kit for ET18, ET18F Consisting of: 1 x Short Back Cap 1 x 1.6mm, 2.4mm, 3.2mm 2% Thoriated Tungsten 1 x 1.6mm, 2.4mm & 3.2mm Standard Collet 1 x 1.6mm, 2.4mm & 3.2mm Standard Collet Body 1 x No. 5, 6 & 8 Bore Standard Ceramic Cup	

Consumables

Item	Part No.	Description	Qty
MAIN CONSUMABLES			
1	WP18	Torch Body – Rigid	1
2	WP18F	Torch Body – Flexible	1
3	57Y04	Short Back Cap	1
4	300M	Medium Back Cap	1
5	57Y02	Long Back Cap	1
6	98W18	Back Cap O-Ring	10
7	18CG	Standard Heatshield	1
8	54N01	Gas Lens Heatshield	1
9	54N63	Large Gas Lens Heatshield	1
COLLETS (STANDARD AND STUBBY)			
10	10N21	Standard – .020" (0.5mm)	5
	10N22	Standard – .040" (1.0mm)	5
	10N23	Standard – 1/16" (1.6mm)	5
	70062	Standard – 5/64" (2.0mm)	5
	10N24	Standard – 3/32" (2.4mm)	5
	10N25	Standard – 1/8" (3.2mm)	5
	54N20	Standard – 5/32" (4.0mm)	5
11*	10N21S	Stubby – .020" (0.5mm)	5
	10N22S	Stubby – .040" (1.0mm)	5
	10N23S	Stubby – 1/16" (1.6mm)	5
	10N24S	Stubby – 3/32" (2.4mm)	5
	10N25S	Stubby – 1/8" (3.2mm)	5
* Use ET20 Standard Ceramics with Item 11 – see page 169 items 14-16			
COLLET BODIES (STUBBY, STANDARD AND GAS LENS)			
12	10N29	Standard – .020" (0.5mm)	5
	10N30	Standard – .040" (1.0mm)	5
	10N31	Standard – 1/16" (1.6mm)	5
	10N32	Standard – 3/32" (2.4mm)	5
	10N28	Standard – 1/8" (3.2mm)	5
	406488	Standard – 5/32" (4.0mm)	5
13*	17CB20	Stubby – .020" - 1/8" (0.5mm - 3.2mm)	5
* Use ET20 Standard Ceramics with Item 13 – see page 169 items 14-16			
14	45V29	Gas Lens – .020" (0.5mm)	1
	45V24	Gas Lens – .040" (1.0mm)	1
	45V25	Gas Lens – 1/16" (1.6mm)	1
	45V26	Gas Lens – 3/32" (2.4mm)	1
	45V27	Gas Lens – 1/8" (3.2mm)	1
	45V28	Gas Lens – 5/32" (4.0mm)	1
15	45V0204	Large Gas Lens – .020-.040" (0.5-1.0mm)	1
	45V116	Large Gas Lens – 1/16" (1.6mm)	1
	45V64	Large Gas Lens – 3/32" (2.4mm)	1
	995795	Large Gas Lens – 1/8" (3.2mm)	1
	45V63	Large Gas Lens – 5/32" (4.0mm)	1


Item	Part No.	Description	Qty
CERAMIC CUPS (STANDARD, LONG & GAS LENS)			
16	10N50	Standard Cup – 1/4" Bore – No. 4	10
	10N49	Standard Cup – 5/16" Bore – No. 5	10
	10N48	Standard Cup – 3/8" Bore – No. 6	10
	10N47	Standard Cup – 7/16" Bore – No. 7	10
	10N46	Standard Cup – 1/2" Bore – No. 8	10
	10N45	Standard Cup – 5/8" Bore – No. 10	10
	10N44	Standard Cup – 3/4" Bore – No. 12	10
17	10N50L	Long Cup – 1/4" Bore – No. 4	10
	10N49L	Long Cup – 5/16" Bore – No. 5	10
	10N48L	Long Cup – 3/8" Bore – No. 6	10
	10N47L	Long Cup – 7/16" Bore – No. 7	10
18	54N18	Gas Lens Cup – 1/4" Bore – No. 4	10
	54N17	Gas Lens Cup – 1/4" Bore – No. 5	10
	54N16	Gas Lens Cup – 3/8" Bore – No. 6	10
	54N15	Gas Lens Cup – 7/16" Bore – No. 7	10
	54N14	Gas Lens Cup – 1/2" Bore – No. 8	10
	54N19	Gas Lens Cup – 11/16" Bore – No. 11	10
19	54N17L	Long Gas Lens Cup – 5/16" Bore – No. 5	5
	54N16L	Long Gas Lens Cup – 3/8" Bore – No. 6	5
	54N15L	Long Gas Lens Cup – 7/16" Bore – No. 7	5
	54N14L	Long Gas Lens Cup – 1/2" Bore – No. 8	5
20	57N75	Large Diameter Gas Lens Cup – 3/8" Bore – No. 6	5
	57N74	Large Diameter Gas Lens Cup – 1/2" Bore – No. 8	5
	53N88	Large Diameter Gas Lens Cup – 5/8" Bore – No. 10	5
	53N87	Large Diameter Gas Lens Cup – 3/4" Bore – No. 12	5
SECONDARY CONSUMABLES			
21		For Handle Details see page 194	1
22		For Switch Options see page 193	1
23	W1826-10	10ft Zipper Cover	1
	W1826-22	22ft Zipper Cover	1
For Cable Assembly details, please refer to page 195			



1242
Flowmeter
See page 265

TIG
Torches

ET20 Rating: 220A DC, 165A AC, 100% Duty Cycle



TIG
Torches

ET20 & ET20F Torch Packages

Rigid and Flexible

Part No.	Length	Description
ET20-12SZ	12.5ft	Fitted with Switch and Zipper Cover
ET20-25SZ	25ft	Fitted with Switch and Zipper Cover
ET20F-12SZ	12.5ft	Fitted with Switch and Zipper Cover
ET20F-25SZ	25ft	Fitted with Switch and Zipper Cover
WP20AK	Accessory Kit for ET20, ET20F Consisting of: 1 x Long Back Cap 1 x 1.6mm, 2.4mm, 3.2mm 2% Thoriated Tungsten 1 x 1.6mm, 2.4mm & 3.2mm Standard Collet 1 x 1.6mm, 2.4mm & 3.2mm Standard Collet Body 1 x No. 5, 6 & 7 Bore Standard Ceramic Cup	

Consumables

Item	Part No.	Description	Qty
MAIN CONSUMABLES			
1	WP20	Torch Body – Rigid	1
2	WP20F	Torch Body – Flexible	1
3	41V33	Short Back Cap	1
4	41V35	Medium Back Cap	1
5	41V24	Long Back Cap	1
6	98W77	Back Cap O-Ring	10
7	598882	Standard – Heatshield	1
8	54N63-20	Large Gas Lens Heatshield	1
COLLETS (STANDARD AND GAS LENS)			
9	13N20	Standard – .020" (0.5mm)	5
	13N21	Standard – .040" (1.0mm)	5
	13N22	Standard – 1/16" (1.6mm)	5
	70066	Standard – 5/64" (2.0mm)	5
	13N23	Standard – 3/32" (2.4mm)	5
	13N24	Standard – 1/8" (3.2mm)	5
10	13N20L	Gas Lens .020" (0.5mm)	5
	13N21L	Gas Lens .040" (1.0mm)	5
	13N22L	Gas Lens 1/16" (1.6mm)	5
	13N23L	Gas Lens 3/32" (2.4mm)	5
	13N24L	Gas Lens 1/8" (3.2mm)	5
COLLET BODIES (STANDARD AND GAS LENS)			
11	13N25	Standard – .020" (0.5mm)	5
	13N26	Standard – .040" (1.0mm)	5
	13N27	Standard – 1/16" (1.6mm)	5
	13N28	Standard – 3/32" (2.4mm)	5
	13N29	Standard – 1/8" (3.2mm)	5
12	45V41	Gas Lens – .020" (0.5mm)	1
	45V42	Gas Lens – .040" (1.0mm)	1
	45V43	Gas Lens – 1/16" (1.6mm)	1
	45V44	Gas Lens – 3/32" (2.4mm)	1
	45V45	Gas Lens – 1/8" (3.2mm)	1
13	45V0204S	Large Gas Lens – .020 - .040" (0.5 - 1.0mm)	1
	45V116S	Large Gas Lens – 1/16" (1.6mm)	1
	45V64S	Large Gas Lens – 3/32" (2.4mm)	1
	995795S	Large Gas Lens – 1/8" (3.2mm)	1


Item	Part No.	Description	Qty
CERAMIC CUPS (STANDARD, LONG AND GAS LENS)			
14	13N08	Standard Cup – 1/4" Bore – No. 4	10
	13N09	Standard Cup – 5/16" Bore – No. 5	10
	13N10	Standard Cup – 3/8" Bore – No. 6	10
	13N11	Standard Cup – 7/16" Bore – No. 7	10
	13N12	Standard Cup – 1/2" Bore – No. 8	10
	13N13	Standard Cup – 5/8" Bore – No. 10	10
15	796F70	Long Cup – 3/16" Bore – No. 3	10
	796F71	Long Cup – 1/4" Bore – No. 4	10
	796F72	Long Cup – 5/16" Bore – No. 5	10
	796F73	Long Cup – 3/8" Bore – No. 6	10
16	796F74	X-Long Cup – 3/16" Bore – No. 3	10
	796F75	X-Long Cup – 1/4" Bore – No. 4	10
	796F76	X-Long Cup – 5/16" Bore – No. 5	10
	796F77	X-Long Cup – 3/8" Bore – No. 6	10
17	53N58	Gas Lens Cup – 1/4" Bore – No. 4	10
	53N59	Gas Lens Cup – 5/16" Bore – No. 5	10
	53N60	Gas Lens Cup – 3/8" Bore – No. 6	10
	53N61	Gas Lens Cup – 7/16" Bore – No. 7	10
	53N61-S	Gas Lens Cup – 1/2" Bore – No. 8	10
18	57N75	Large Diameter Gas Lens Cup – 3/8" Bore – No. 6	5
	57N74	Large Diameter Gas Lens Cup – 1/2" Bore – No. 8	5
	53N88	Large Diameter Gas Lens Cup – 5/8" Bore – No. 10	5
	53N87	Large Diameter Gas Lens Cup – 3/4" Bore – No. 12	5
SECONDARY CONSUMABLES			
19		For Handle Details see page 194	1
20		For Switch Options see page 193	1
21	W9026-10	10ft Zipper Cover	1
	W9026-22	22ft Zipper Cover	1

For Cable Assembly details, please refer to page 195



1987
Premium Gold TIG Gauntlet
See page 365

Rating: 200A DC, 160A AC, 60% Duty Cycle



TIG
Torches

ET26 & ET26F Torch Packages

Rigid and Flexible

Part No.	Length	Description
ET26-12SZ	12.5ft	Mono, Switch and Zipper Cover
ET26-25SZ	25ft	Mono, Switch and Zipper Cover
ET26F-12SZ	12.5ft	Mono, Switch and Zipper Cover
ET26F-25SZ	25ft	Mono, Switch and Zipper Cover
WP18AK	Accessory Kit for ET26, ET26F Consisting of: 1 x Short Back Cap 1 x 1.6mm, 2.4mm, 3.2mm 2% Thoriated Tungsten 1 x 1.6mm, 2.4mm & 3.2mm Standard Collet 1 x 1.6mm, 2.4mm & 3.2mm Standard Collet Body 1 x No. 5, 6 & 8 Bore Standard Ceramic Cup	

Consumables

Item	Part No.	Description	Qty
MAIN CONSUMABLES			
1	WP26	Torch Body – Rigid	1
2	WP26F	Torch Body – Flexible	1
3	57Y04	Short Back Cap	1
4	300M	Medium Back Cap	1
5	57Y02	Long Back Cap	1
6	98W18	Back Cap O-Ring	10
7	18CG	Standard Heatshield	1
8	54N01	Gas Lens Heatshield	1
9	54N63	Large Gas Lens Heatshield	1
COLLETS (STANDARD AND STUBBY)			
10	10N21	Standard – .020" (0.5mm)	5
	10N22	Standard – .040" (1.0mm)	5
	10N23	Standard – 1/16" (1.6mm)	5
	70062	Standard – 5/64" (2.0mm)	5
	10N24	Standard – 3/32" (2.4mm)	5
	10N25	Standard – 1/8" (3.2mm)	5
11*	10N21S	Stubby – .020" (0.5mm)	5
	10N22S	Stubby – .040" (1.0mm)	5
	10N23S	Stubby – 1/16" (1.6mm)	5
	10N24S	Stubby – 3/32" (2.4mm)	5
	10N25S	Stubby – 1/8" (3.2mm)	5
<i>* Use ET20 Standard Ceramics with Item 11 - see page 169, items 14-16</i>			
COLLET BODIES (STUBBY, STANDARD AND GAS LENS)			
12	10N29	Standard – .020" (0.5mm)	5
	10N30	Standard – .040" (1.0mm)	5
	10N31	Standard – 1/16" (1.6mm)	5
	10N32	Standard – 3/32" (2.4mm)	5
	10N28	Standard – 1/8" (3.2mm)	5
13*	17CB20	Stubby – .020" – 1/8" (0.5mm - 3.2mm)	5
<i>* Use ET20 Standard Ceramics with Item 13 – see page 169, items 14-16</i>			
14	45V29	Gas Lens – .020" (0.5mm)	1
	45V24	Gas Lens – .040" (1.0mm)	1
	45V25	Gas Lens – 1/16" (1.6mm)	1
	45V26	Gas Lens – 3/32" (2.4mm)	1
	45V27	Gas Lens – 1/8" (3.2mm)	1
15	45V0204	Large Gas Lens – .020 - .040" (0.5 - 1.0mm)	1
	45V116	Large Gas Lens – 1/16" (1.6mm)	1
	45V64	Large Gas Lens – 3/32" (2.4mm)	1
	995795	Large Gas Lens – 1/8" (3.2mm)	1

Item	Part No.	Description	Qty
CERAMIC CUPS (STANDARD, LONG AND GAS LENS)			
16	10N50	Standard Cup – 1/4" Bore – No. 4	10
	10N49	Standard Cup – 5/16" Bore – No. 5	10
	10N48	Standard Cup – 3/8" Bore – No. 6	10
	10N47	Standard Cup – 7/16" Bore – No. 7	10
	10N46	Standard Cup – 1/2" Bore – No. 8	10
	10N45	Standard Cup – 5/8" Bore – No. 10	10
	10N44	Standard Cup – 3/4" Bore – No. 12	10
17	10N50L	Long Cup – 1/4" Bore – No. 4	10
	10N49L	Long Cup – 5/16" Bore – No. 5	10
	10N48L	Long Cup – 3/8" Bore – No. 6	10
	10N47L	Long Cup – 7/16" Bore – No. 7	10
18	54N18	Gas Lens Cup – 1/4" Bore – No. 4	10
	54N17	Gas Lens Cup – 5/16" Bore – No. 5	10
	54N16	Gas Lens Cup – 3/8" Bore – No. 6	10
	54N15	Gas Lens Cup – 7/16" Bore – No. 7	10
	54N14	Gas Lens Cup – 1/2" Bore – No. 8	10
	54N19	Gas Lens Cup – 11/16" Bore – No. 11	10
19	54N17L	Long Gas Lens Cup – 5/16" Bore – No. 5	5
	54N16L	Long Gas Lens Cup – 3/8" Bore – No. 6	5
	54N15L	Long Gas Lens Cup – 7/16" Bore – No. 7	5
	54N14L	Long Gas Lens Cup – 1/2" Bore – No. 8	5
20	57N75	Large Diameter Gas Lens Cup – 3/8" Bore – No. 6	5
	57N74	Large Diameter Gas Lens Cup – 1/2" Bore – No. 8	5
	53N88	Large Diameter Gas Lens Cup – 5/8" Bore – No. 10	5
	53N87	Large Diameter Gas Lens Cup – 3/4" Bore – No. 12	5
SECONDARY CONSUMABLES			
21		For Handle Details see page 194	1
22		For Switch Options see page 193	1
23	W1826-10	10ft Zipper Cover	1
	W1826-22	22ft Zipper Cover	1
<i>For Cable Assembly details, please refer to page 195</i>			

Rating: 110A DC, 80A AC, 35% Duty Cycle



WP9, WP9F & WP9FV Torch Packages

Rigid, Flexible and Flexible with Valve

Part No.	Length	Description
WP9-12SZ	12.5ft	Mono, Switch and Zipper Cover
WP9-25SZ	25ft	Mono, Switch and Zipper Cover
WP9-12-2SZ	12.5ft	2 Piece, Switch and Zipper Cover
WP9-25-2SZ	25ft	2 Piece, Switch and Zipper Cover
<hr/>		
WP9F-12SZ	12.5ft	Mono, Switch and Zipper Cover
WP9F-25SZ	25ft	Mono, Switch and Zipper Cover
WP9F-12-2SZ	12.5ft	2 Piece, Switch and Zipper Cover
WP9F-25-2SZ	25ft	2 Piece, Switch and Zipper Cover
<hr/>		
WP9FV-12	12.5ft	Mono – 3/8" BSP
WP9FV-25	25ft	Mono – 3/8" BSP
WP9FV-12-2	12.5ft	2 Piece, Lug Power / 3/8" BSP Gas
WP9FV-25-2	25ft	2 Piece, Lug Power / 3/8" BSP Gas
<hr/>		
WP9AK	Accessory Kit for WP9, WP9F, WP9FV and WP9V See page 162 for list of contents	

WP9P & WP9V Torch Packages

Pencil and Valve

Part No.	Length	Description
WP9P-12SZ	12.5ft	Mono, Switch and Zipper Cover
WP9P-25SZ	25ft	Mono, Switch and Zipper Cover
WP9P-12-2SZ	12.5ft	2 Piece, Switch and Zipper Cover
WP9P-25-2SZ	25ft	2 Piece, Switch and Zipper Cover
<hr/>		
WP9V-12	12.5ft	Mono – 3/8" BSP
WP9V-25	25ft	Mono – 3/8" BSP
WP9V-12-2	12.5ft	2 Piece, Lug Power / 3/8" BSP Gas
WP9V-25-2	25ft	2 Piece, Lug Power / 3/8" BSP Gas
<hr/>		
WP9PAK	Accessory Kit for WP9P	



2 piece torches are now standard with 35-50 Dinse Male Plug Fittings


Consumables

Item	Part No.	Description	Qty	Item	Part No.	Description	Qty
MAIN CONSUMABLES				CERAMIC CUPS (STANDARD, LONG, X-LONG AND GAS LENS)			
1	WP9	Torch Body – Rigid	1	18	13N08	Standard Cup – 1/4" Bore – No. 4	10
2	WP9F	Torch Body – Flexible	1		13N09	Standard Cup – 5/16" Bore – No. 5	10
3	WP9P	Torch Body – Pencil	1		13N10	Standard Cup – 3/8" Bore – No. 6	10
4	WP9V	Torch Body c/w Argon Valve	1		13N11	Standard Cup – 7/16" Bore – No. 7	10
5	WP9FV	Torch Body – Flexible c/w Argon Valve	1		13N12	Standard Cup – 1/2" Bore – No. 8	10
6	41V33	Short Back Cap	1		13N13	Standard Cup – 3/8" Bore – No. 10	10
7	41V35	Medium Back Cap	1	19	796F70	Long Cup – 3/16" Bore – No. 3	10
8	41V24	Long Back Cap	1		796F71	Long Cup – 1/4" Bore – No. 4	10
9	98W77	Back Cap O-Ring	10		796F72	Long Cup – 5/16" Bore – No. 5	10
10	598882	Standard Heatshield	1		796F73	Long Cup – 3/8" Bore – No. 6	10
11	54N63-20	Large Gas Lens Heatshield	1	20	796F74	X-Long Cup – 3/16" Bore – No. 3	10
12	VS-2	Valve Stem WP9V and WP9FV Head	1		796F75	X-Long Cup – 1/4" Bore – No. 4	10
COLLETS (STANDARD AND GAS LENS)					796F76	X-Long Cup – 5/16" Bore – No. 5	10
13	13N20	Standard – .020" (0.5mm)	5		796F77	X-Long Cup – 3/8" Bore – No. 6	10
	13N21	Standard – .040" (1.0mm)	5	21	53N58	Gas Lens Cup – 1/4" Bore – No. 4	10
	13N22	Standard – 1/16" (1.6mm)	5		53N59	Gas Lens Cup – 5/16" Bore – No. 5	10
14	13N20L	Gas Lens – .020" (0.5mm)	5		53N60	Gas Lens Cup – 3/8" Bore – No. 6	10
	13N21L	Gas Lens – .040" (1.0mm)	5		53N61	Gas Lens Cup – 7/16" Bore – No. 7	10
	13N22L	Gas Lens – 1/16" (1.6mm)	5		53N61-S	Gas Lens Cup – 1/2" Bore – No. 8	10
COLLET BODIES (STANDARD AND GAS LENS)				22	57N75	Large Diameter Gas Lens Cup – 3/8" Bore – No. 6	5
15	13N25	Standard – .020" (0.5mm)	5		57N74	Large Diameter Gas Lens Cup – 1/2" Bore – No. 8	5
	13N26	Standard – .040" (1.0mm)	5		53N88	Large Diameter Gas Lens Cup – 5/8" Bore – No. 10	5
	13N27	Standard – 1/16" (1.6mm)	5		53N87	Large Diameter Gas Lens Cup – 3/4" Bore – No. 12	5
16	45V41	Gas Lens – .020" (0.5mm)	1	SECONDARY CONSUMABLES			
	45V42	Gas Lens – .040" (1.0mm)	1	23	607664	Switch Retaining Boot	1
	45V43	Gas Lens – 1/16" (1.6mm)	1	24	950/B	Microswitch – Bulbous Button SW1	1
17	45V0204S	Large Gas Lens – .020-.040" (0.5-1.0mm)	1		950/F	Microswitch – Flat Button SW1-F	1
	45V116S	Large Gas Lens – 1/16" (1.6mm)	1		950-40	Bulbous Microswitch c/w 4m Cable	1
					950-80	Bulbous Microswitch c/w 8m Cable	1
					950F-40	Flat Microswitch c/w 4m Cable	1
					950F-80	Flat Microswitch c/w 8m Cable	1
				25	W9026-10	10ft Zipper Cover	1
					W9026-22	22ft Zipper Cover	1

For Handle details, please refer to page 194

For Cable Assembly details, please refer to page 195

Rating 140A DC, 100A AC, 35% Duty Cycle



WP17 & WP17F Torch Packages

Rigid and Flexible

Part No.	Length	Description
WP17-12SZ	12.5ft	Mono, Switch and Zipper Cover
WP17-25SZ	25ft	Mono, Switch and Zipper Cover
WP17-12-2SZ	12.5ft	2 Piece, Switch and Zipper Cover
WP17-25-2SZ	25ft	2 Piece, Switch and Zipper Cover

WP17F-12SZ	12.5ft	Mono, Switch and Zipper Cover
WP17F-25SZ	25ft	Mono, Switch and Zipper Cover
WP17F-12-2SZ	12.5ft	2 Piece, Switch and Zipper Cover
WP17F-25-2SZ	25ft	2 Piece, Switch and Zipper Cover

WP17AK	Accessory Kit for WP17, WP17F, WP17FV & WP17V Consisting of: 1 x Short Back Cap 1 x 1.0mm, 1.6mm, 2.4mm 2% Thoriated Tungsten 1 x 1.0mm, 1.6mm & 2.4mm Standard Collet 1 x 1.0mm, 1.6mm & 2.4mm Standard Collet Body 1 x No. 4, 5 & 6 Bore Standard Ceramic Cup	
---------------	---	--

WP17FV & WP17V Torch Packages

Flexible with Valve

Part No.	Length	Description
WP17FV-12	12.5ft	Mono - 3/8" BSP
WP17FV-25	25ft	Mono - 3/8" BSP
WP17FV-12-2	12.5ft	2 Piece, Lug Power - 3/8" BSP Gas
WP17FV-25-2	25ft	2 Piece, Lug Power - 3/8" BSP Gas

WP17V-12	12.5ft	Mono - 3/8" BSP
WP17V-25	25ft	Mono - 3/8" BSP
WP17V-12-2	12.5ft	2 Piece, Lug Power - 3/8" BSP Gas
WP17V-25-2	25ft	2 Piece, Lug Power - 3/8" BSP Gas



2 piece torches are now standard with 35-50 Dinse Male Plug Fittings

Consumables

Item	Part No.	Description	Qty	Item	Part No.	Description	Qty
MAIN CONSUMABLES				CERAMIC CUPS (STANDARD, LONG AND GAS LENS)			
1	WP17	Torch Body – Rigid	1	19	10N50	Standard Cup – 1/4" Bore – No. 4	10
2	WP17F	Torch Body – Flexible	1	10N49	Standard Cup – 5/16" Bore – No. 5	10	10
3	WP17FV	Torch Body – Flexible c/w Argon Valve	1	10N48	Standard Cup – 3/8" Bore – No. 6	10	10
4	WP17V	Torch Body c/w Argon Valve	1	10N47	Standard Cup – 7/16" Bore – No. 7	10	10
5	57Y04	Short Back Cap	1	10N46	Standard Cup – 1/2" Bore – No. 8	10	10
6	300M	Medium Back Cap	1	10N45	Standard Cup – 5/8" Bore – No. 10	10	10
7	57Y02	Long Back Cap	1	10N44	Standard Cup – 3/4" Bore – No. 12	10	10
8	98W18	Back Cap O-Ring	10	20	10N50L	Long Cup – 1/4" Bore – No. 4	10
9	18CG	Standard Heatshield	1	10N49L	Long Cup – 5/16" Bore – No. 5	10	10
10	54N01	Gas Lens Heatshield	1	10N48L	Long Cup – 3/8" Bore – No. 6	10	10
11	54N63	Large Gas Lens Heatshield	1	10N47L	Long Cup – 7/16" Bore – No. 7	10	10
12	VS-2	Valve Stem WP17FV and WP17V Head	1	21	54N18	Gas Lens Cup – 1/4" Bore – No. 4	10
COLLETS (STANDARD AND STUBBY)				54N17	Gas Lens Cup – 5/16" Bore – No. 5	10	10
13	10N21	Standard – .020" (0.5mm)	5	54N16	Gas Lens Cup – 3/8" Bore – No. 6	10	10
	10N22	Standard – .040" (1.0mm)	5	54N15	Gas Lens Cup – 7/16" Bore – No. 7	10	10
	10N23	Standard – 1/16" (1.6mm)	5	54N14	Gas Lens Cup – 1/2" Bore – No. 8	10	10
	70062	Standard – 5/64" (2.0mm)	5	54N19	Gas Lens Cup – 11/16" Bore – No. 11	10	10
	10N24	Standard – 3/32" (2.4mm)	5	22	54N17L	Long Gas Lens Cup – 5/16" Bore – No. 5	5
14*	10N21S	Stubby – .020" (0.5mm)	5	54N16L	Long Gas Lens Cup – 3/8" Bore – No. 6	5	5
	10N22S	Stubby – .040" (1.0mm)	5	54N15L	Long Gas Lens Cup – 7/16" Bore – No. 7	5	5
	10N23S	Stubby – 1/16" (1.6mm)	5	54N14L	Long Gas Lens Cup – 1/2" Bore – No. 8	5	5
	10N24S	Stubby – 3/32" (2.4mm)	5	23	57N75	Large Diameter Gas Lens Cup – 3/8" Bore – No. 6	5
<i>* Use WP20 Standard Ceramics with Item 14 – see page 181, items 16-18</i>				57N74	Large Diameter Gas Lens Cup – 1/2" Bore – No. 8	5	5
COLLET BODIES (STUBBY, STANDARD AND GAS LENS)				53N88	Large Diameter Gas Lens Cup – 5/8" Bore – No. 10	5	5
15	10N29	Standard – .020" (0.5mm)	5	53N87	Large Diameter Gas Lens Cup – 3/4" Bore – No. 12	5	5
	10N30	Standard – .040" (1.0mm)	5	SECONDARY CONSUMABLES			
	10N31	Standard – 1/16" (1.6mm)	5	24	607664	Switch Retaining Boot	1
	10N32	Standard – 3/32" (2.4mm)	5	25	950/B	Microswitch – Bulbous Button SW1	1
16*	17CB20	Stubby – .020" - 1/8" (0.5mm - 3.2mm)	5	950/F	Microswitch – Flat Button SW1-F	1	1
<i>* Use WP20 Standard Ceramics with Item 16 – see page 181 items 16-18</i>				950-40	Bulbous Microswitch c/w 4m Cable	1	1
17	45V29	Gas Lens – .020" (0.5mm)	1	950-80	Bulbous Microswitch c/w 8m Cable	1	1
	45V24	Gas Lens – .040" (1.0mm)	1	950F-40	Flat Microswitch c/w 4m Cable	1	1
	45V25	Gas Lens – 1/16" (1.6mm)	1	950F-80	Flat Microswitch c/w 8m Cable	1	1
	45V26	Gas Lens – 3/32" (2.4mm)	1	26	W9026-10	10ft Zipper Cover	1
18	45V0204	Large Gas Lens – .020-.040" (0.5-1.0mm)	1	W9026-22	22ft Zipper Cover	1	1
	45V116	Large Gas Lens – 1/16" (1.6mm)	1	<i>For Handle details, please refer to page 194</i>			
	45V64	Large Gas Lens – 3/32" (2.4mm)	1	<i>For Cable Assembly details, please refer to page 195</i>			

Rating: 320A DC, 230A AC, 35% Duty Cycle



WP18 & WP18F Torch Packages

Rigid and Flexible

Part No.	Length	Description
WP18-12SZ	12.5ft	Fitted with Switch and Zipper Cover
WP18-25SZ	25ft	Fitted with Switch and Zipper Cover

WP18F-12SZ	12.5ft	Fitted with Switch and Zipper Cover
WP18F-25SZ	25ft	Fitted with Switch and Zipper Cover

WP18AK	Accessory Kit for WP18, WP18F & WP18V Consisting of: 1 x Short Back Cap 1 x 1.0mm, 1.6mm, 2.4mm 2% Thoriated Tungsten 1 x 1.0mm, 1.6mm & 2.4mm Standard Collet 1 x 1.0mm, 1.6mm & 2.4mm Standard Collet Body 1 x No. 4, 5 & 6 Bore Standard Ceramic Cup	
---------------	---	--

WP18V Torch Packages

Valve

Part No.	Length	Description
WP18V-12	12.5ft	Power, Water In and Argon – 3/8" BSP
WP18V-25	25ft	Power, Water In and Argon – 3/8" BSP

Consumables

Item	Part No.	Description	Qty
MAIN CONSUMABLES			
1	WP18	Torch Body – Rigid	1
2	WP18F	Torch Body – Flexible	1
3	WP18V	Torch Body – Flexible c/w Argon Valve	1
4	57Y04	Short Back Cap	1
5	300M	Medium Back Cap	1
6	57Y02	Long Back Cap	1
7	98W18	Back Cap O-Ring	10
8	18CG	Standard Heatshield	1
9	54N01	Gas Lens Heatshield	1
10	54N63	Large Gas Lens Heatshield	1
11	VS-1	Valve Stem WP18V Head	1
COLLETS (STANDARD AND STUBBY)			
12	10N21	Standard – .020" (0.5mm)	5
	10N22	Standard – .040" (1.0mm)	5
	10N23	Standard – 1/16" (1.6mm)	5
	70062	Standard – 5/64" (2.0mm)	5
	10N24	Standard – 3/32" (2.4mm)	5
	10N25	Standard – 1/8" (3.2mm)	5
	54N20	Standard – 5/32" (4.0mm)	5
13*	10N21S	Stubby – .020" (0.5mm)	5
	10N22S	Stubby – .040" (1.0mm)	5
	10N23S	Stubby – 1/16" (1.6mm)	5
	10N24S	Stubby – 3/32" (2.4mm)	5
	10N25S	Stubby – 1/8" (3.2mm)	5
* Use ET20 Standard Ceramics with Item 13 – see page 181 items 16-18			
COLLET BODIES (STUBBY, STANDARD AND GAS LENS)			
14	10N29	Standard – .020" (0.5mm)	5
	10N30	Standard – .040" (1.0mm)	5
	10N31	Standard – 1/16" (1.6mm)	5
	10N32	Standard – 3/32" (2.4mm)	5
	10N28	Standard – 1/8" (3.2mm)	5
	406488	Standard – 5/32" (4.0mm)	5
15*	17CB20	Stubby – .020" - 1/8" (0.5mm - 3.2mm)	5
* Use ET20 Standard Ceramics with Item 15 – see page 181 items 16-18			
16	45V29	Gas Lens – .020" (0.5mm)	1
	45V24	Gas Lens – .040" (1.0mm)	1
	45V25	Gas Lens – 1/16" (1.6mm)	1
	45V26	Gas Lens – 3/32" (2.4mm)	1
	45V27	Gas Lens – 1/8" (3.2mm)	1
	45V28	Gas Lens – 5/32" (4.0mm)	1
17	45V0204	Large Gas Lens – .020-.040" (0.5-1.0mm)	1
	45V116	Large Gas Lens – 1/16" (1.6mm)	1
	45V64	Large Gas Lens – 3/32" (2.4mm)	1
	995795	Large Gas Lens – 1/8" (3.2mm)	1
	45V63	Large Gas Lens – 5/32" (4.0mm)	1

Item	Part No.	Description	Qty
CERAMIC CUPS (STANDARD, LONG & GAS LENS)			
18	10N50	Standard Cup – 1/4" Bore – No. 4	10
	10N49	Standard Cup – 5/16" Bore – No. 5	10
	10N48	Standard Cup – 3/8" Bore – No. 6	10
	10N47	Standard Cup – 7/16" Bore – No. 7	10
	10N46	Standard Cup – 1/2" Bore – No. 8	10
	10N45	Standard Cup – 5/8" Bore – No. 10	10
	10N44	Standard Cup – 3/4" Bore – No. 12	10
19	10N50L	Long Cup – 1/4" Bore – No. 4	10
	10N49L	Long Cup – 5/16" Bore – No. 5	10
	10N48L	Long Cup – 3/8" Bore – No. 6	10
	10N47L	Long Cup – 7/16" Bore – No. 7	10
20	54N18	Gas Lens Cup – 1/4" Bore – No. 4	10
	54N17	Gas Lens Cup – 1/4" Bore – No. 5	10
	54N16	Gas Lens Cup – 3/8" Bore – No. 6	10
	54N15	Gas Lens Cup – 7/16" Bore – No. 7	10
	54N14	Gas Lens Cup – 1/2" Bore – No. 8	10
	54N19	Gas Lens Cup – 11/16" Bore – No. 11	10
21	54N17L	Long Gas Lens Cup – 5/16" Bore – No. 5	5
	54N16L	Long Gas Lens Cup – 3/8" Bore – No. 6	5
	54N15L	Long Gas Lens Cup – 7/16" Bore – No. 7	5
	54N14L	Long Gas Lens Cup – 1/2" Bore – No. 8	5
22	57N75	Large Diameter Gas Lens Cup – 3/8" Bore – No. 6	5
	57N74	Large Diameter Gas Lens Cup – 1/2" Bore – No. 8	5
	53N88	Large Diameter Gas Lens Cup – 5/8" Bore – No. 10	5
	53N87	Large Diameter Gas Lens Cup – 3/4" Bore – No. 12	5
SECONDARY CONSUMABLES			
23	607663	Switch Retaining Boot	1
24	950/B	Microswitch – Bulbous Button SW1	1
	950/F	Microswitch – Flat Button SW1-F	1
	950-40	Bulbous Microswitch c/w 4m Cable	1
	950-80	Bulbous Microswitch c/w 8m Cable	1
	950F-40	Flat Microswitch c/w 4m Cable	1
	950F-80	Flat Microswitch c/w 8m Cable	1
25	W1826-10	10ft Zipper Cover	1
	W1826-22	22ft Zipper Cover	1

For Handle details, please refer to pages 194

For Cable Assembly details, please refer to page 195

WP18SC Series Weldcraft Compatible Torches

WATER COOLED

Rating: 400A DC, 280A AC, 100% Duty Cycle



WP18SC Basic Package

Part No.	Description
WP18SC-12	Basic Torch Package 12.5ft 3/8" BSP Fittings
WP18SC-25	Basic Torch Package 25ft 3/8" BSP Fittings

WP18SC Torch c/w Switch & Sheath

Part No.	Description
WP18SC-12SZ	Torch Package 12.5ft 3/8" BSP Fittings c/w Switch & Sheath
WP18SC-25SZ	Torch Package 25ft 3/8" BSP Fittings c/w Switch & Sheath

Consumables

Item	Part No.	Description	Qty
MAIN CONSUMABLES			
1	WP18SC	Torch Body – Rigid	1
2	57Y04	Short Back Cap	1
3	300M	Medium Back Cap	1
4	57Y02	Long Back Cap	1
5	98W18	Back Cap O-Ring	10
COLLETS (STANDARD AND HEAVY DUTY)			
6	10N21	Standard – .020" (0.5mm)	5
	10N22	Standard – .040" (1.0mm)	5
	10N23	Standard – 1/16" (1.6mm)	5
	70062	Standard – 5/64" (2.0mm)	5
	10N24	Standard – 3/32" (2.4mm)	5
	10N25	Standard – 1/8" (3.2mm)	5
	54N20	Standard – 5/32" (4.0mm)	5
7	10N25HD	Heavy Duty – 1/8" (3.2mm)	1
	54N20HD	Heavy Duty – 5/32" (4.0mm)	1
	18C36	Heavy Duty – 3/16" (4.8mm)	1
COLLET BODIES (STANDARD AND GAS LENS)			
8	NCB-53	Collet Body – Standard Nose	1
9	NCB-36	Collet Body – Heavy Duty Nose	1
10	18GL02	Gas Lens Body – 0.020" (0.5mm)	2
	18GL04	Gas Lens Body – 0.040" (1.0mm)	2
	18GL16	Gas Lens Body – 1/16" (1.6mm)	2
	18GL32	Gas Lens Body – 3/32" (2.4mm)	2
	18GL18	Gas Lens Body – 1/8" (3.2mm)	2
	18GL53	Gas Lens Body – 5/32" (4.0mm)	2
	18GL36	Gas Lens Body – 3/16" (4.8mm)	2
CERAMIC CUPS (STANDARD AND LONG)			
11	54N18	Gas Lens Cup – 1/4" Bore – No. 4	10
	54N17	Gas Lens Cup – 5/16" Bore – No. 5	10
	54N16	Gas Lens Cup – 3/8" Bore – No. 6	10
	54N15	Gas Lens Cup – 7/16" Bore – No. 7	10
	54N14	Gas Lens Cup – 1/2" Bore – No. 8	10
	54N19	Gas Lens Cup – 11/16" Bore – No. 11	10
12	54N17L	Long Gas Lens Cup – 5/16" Bore – No. 5	5
	54N16L	Long Gas Lens Cup – 3/8" Bore – No. 6	5
	54N15L	Long Gas Lens Cup – 7/16" Bore – No. 7	5
	54N14L	Long Gas Lens Cup – 1/2" Bore – No. 8	5

Item	Part No.	Description	Qty
SECONDARY CONSUMABLES			
13	18NG	Heatshield	5
14	10N15	Handle	1
15	40V64	Power Cable Assembly – 12.5ft c/w 3/8" BSP Fittings	1
	41V29	Power Cable Assembly – 25ft c/w 3/8" BSP Fittings	1
16	45V07	Argon / Hose Assembly – 12.5ft c/w 3/8" BSP Fittings	1
	45V08	Argon / Hose Assembly – 25ft c/w 3/8" BSP Fittings	1
17	40V74	Water Hose Assembly – 12.5ft c/w 3/8" BSP Fittings	1
	41V32	Water Hose Assembly – 25ft c/w 3/8" BSP Fittings	1
18	W1826-10	10ft Zipper Cover	1
	W1826-22	22ft Zipper Cover	1
19	607663	Switch Retaining Boot	1
	RDZ0590	Snap On Housing – Large	1
20	950/B	Microswitch – Bulbous Button SW1	1
	950/F	Microswitch – Flat Button SW1-F	1
	950-40	Bulbous Microswitch c/w 4m Cable	1
	950-80	Bulbous Microswitch c/w 8m Cable	1
	950F-40	Flat Microswitch c/w 4m Cable	1
	950F-80	Flat Microswitch c/w 8m Cable	1




9012H
Stealth Digi-Tig 320 AC/DC
See page 58

WP20 & 25 Series Weldcraft Compatible Torches

WATER COOLED

WP20 Rating: 220A DC, 165A AC, 100% Duty Cycle

WP25 Rating: 250A DC, 175A AC, 100% Duty Cycle



TIG
Torches

WP20 & WP20F Torch Packages

Rigid and Flexible

Part No.	Length	Description
WP20-12SZ	12.5ft	Fitted with Switch and Zipper Cover
WP20-25SZ	25ft	Fitted with Switch and Zipper Cover
WP20F-12SZ	12.5ft	Fitted with Switch and Zipper Cover
WP20F-25SZ	25ft	Fitted with Switch and Zipper Cover

WP20AK	Accessory Kit for WP20, WP20F Consisting of: 1 x Long Back Cap 1 x 1.6mm, 2.4mm, 3.2mm 2% Thoriated Tungsten 1 x 1.6mm, 2.4mm & 3.2mm Standard Collet 1 x 1.6mm, 2.4mm & 3.2mm Standard Collet Body 1 x No. 5, 6 & 7 Bore Standard Ceramic Cup	
---------------	--	--

WP20P & WP25 Torch Packages

Pencil and Flexible

Part No.	Length	Description
WP20P-12SZ	12.5ft	Fitted with Switch and Zipper Cover
WP20P-25SZ	25ft	Fitted with Switch and Zipper Cover
WP25-12SZ	12.5ft	Fitted with Switch and Zipper Cover
WP25-25SZ	25ft	Fitted with Switch and Zipper Cover

WP20PAK	Accessory Kit for WP20P, WP25 Consisting of: 1 x 1.6mm, 2.4mm, 3.2mm 2% Thoriated Tungsten 1 x 1.6mm, 2.4mm & 3.2mm Standard Collet 1 x 1.6mm, 2.4mm & 3.2mm Standard Collet Body 1 x No. 5, 6 & 7 Bore Standard Ceramic Cup	
----------------	---	--

Consumables

Item	Part No.	Description	Qty
MAIN CONSUMABLES			
1	WP20	Torch Body – Rigid	1
2	WP20F	Torch Body – Flexible	1
3	WP20P	Torch Body – Pencil Rigid	1
4	WP25	Torch Body – Pencil Flexible	1
5	41V33	Short Back Cap	1
6	41V35	Medium Back Cap	1
7	41V24	Long Back Cap	1
8	98W77	Back Cap O-Ring	10
9	598882	Standard – Heatshield	1
10	54N63-20	Large Gas Lens Heatshield	1
COLLETS (STANDARD AND GAS LENS)			
11	13N20	Standard – .020" (0.5mm)	5
	13N21	Standard – .040" (1.0mm)	5
	13N22	Standard – 1/16" (1.6mm)	5
	70066	Standard – 5/64" (2.0mm)	5
	13N23	Standard – 3/32" (2.4mm)	5
	13N24	Standard – 1/8" (3.2mm)	5
12	13N20L	Gas Lens .020" (0.5mm)	5
	13N21L	Gas Lens .040" (1.0mm)	5
	13N22L	Gas Lens 1/16" (1.6mm)	5
	13N23L	Gas Lens 3/32" (2.4mm)	5
	13N24L	Gas Lens 1/8" (3.2mm)	5
COLLET BODIES (STANDARD AND GAS LENS)			
13	13N25	Standard – .020" (0.5mm)	5
	13N26	Standard – .040" (1.0mm)	5
	13N27	Standard – 1/16" (1.6mm)	5
	13N28	Standard – 3/32" (2.4mm)	5
	13N29	Standard – 1/8" (3.2mm)	5
14	45V41	Gas Lens – .020" (0.5mm)	1
	45V42	Gas Lens – .040" (1.0mm)	1
	45V43	Gas Lens – 1/16" (1.6mm)	1
	45V44	Gas Lens – 3/32" (2.4mm)	1
	45V45	Gas Lens – 1/8" (3.2mm)	1
15	45V0204S	Large Gas Lens – .020 - .040" (0.5 - 1.0mm)	1
	45V116S	Large Gas Lens – 1/16" (1.6mm)	1
	45V64S	Large Gas Lens – 3/32" (2.4mm)	1
	995795S	Large Gas Lens – 1/8" (3.2mm)	1

Item	Part No.	Description	Qty
CERAMIC CUPS (STANDARD, LONG AND GAS LENS)			
16	13N08	Standard Cup – 1/4" Bore – No. 4	10
	13N09	Standard Cup – 5/16" Bore – No. 5	10
	13N10	Standard Cup – 3/8" Bore – No. 6	10
	13N11	Standard Cup – 7/16" Bore – No. 7	10
	13N12	Standard Cup – 1/2" Bore – No. 8	10
	13N13	Standard Cup – 5/8" Bore – No. 10	10
17	796F70	Long Cup – 3/16" Bore – No. 3	10
	796F71	Long Cup – 1/4" Bore – No. 4	10
	796F72	Long Cup – 5/16" Bore – No. 5	10
	796F73	Long Cup – 3/8" Bore – No. 6	10
18	796F74	X-Long Cup – 3/16" Bore – No. 3	10
	796F75	X-Long Cup – 1/4" Bore – No. 4	10
	796F76	X-Long Cup – 5/16" Bore – No. 5	10
	796F77	X-Long Cup – 3/8" Bore – No. 6	10
19	53N58	Gas Lens Cup – 1/4" Bore – No. 4	10
	53N59	Gas Lens Cup – 5/16" Bore – No. 5	10
	53N60	Gas Lens Cup – 3/8" Bore – No. 6	10
	53N61	Gas Lens Cup – 7/16" Bore – No. 7	10
	53N61-S	Gas Lens Cup – 1/2" Bore – No. 8	10
20	57N75	Large Diameter Gas Lens Cup – 3/8" Bore – No. 6	5
	57N74	Large Diameter Gas Lens Cup – 1/2" Bore – No. 8	5
	53N88	Large Diameter Gas Lens Cup – 5/8" Bore – No. 10	5
	53N87	Large Diameter Gas Lens Cup – 3/4" Bore – No. 12	5
SECONDARY CONSUMABLES			
21	607664	Switch Retaining Boot	1
22	950/B	Microswitch – Bulbous Button SW1	1
	950/F	Microswitch – Flat Button SW1-F	1
	950-40	Bulbous Microswitch c/w 4m Cable	1
	950-80	Bulbous Microswitch c/w 8m Cable	1
	950F-40	Flat Microswitch c/w 4m Cable	1
	950F-80	Flat Microswitch c/w 8m Cable	1
23	W9026-10	10ft Zipper Cover	1
	W9026-22	22ft Zipper Cover	1

For Handle details, please refer to page 194

For Cable Assembly details, please refer to page 195

WP22A/B Series Weldcraft Compatible Torches

WATER COOLED

Rating: 250A DC, 175A AC, 100% Duty Cycle



WP22A Torch Packages

Part No.	Description
WP22A-3	3ft Machine Torch Package – 7" (178mm) Barrel
WP22A-12	12.5ft Machine Torch Package – 7" (178mm) Barrel
WP22A-25	25ft Machine Torch Package – 3" (75mm) Barrel

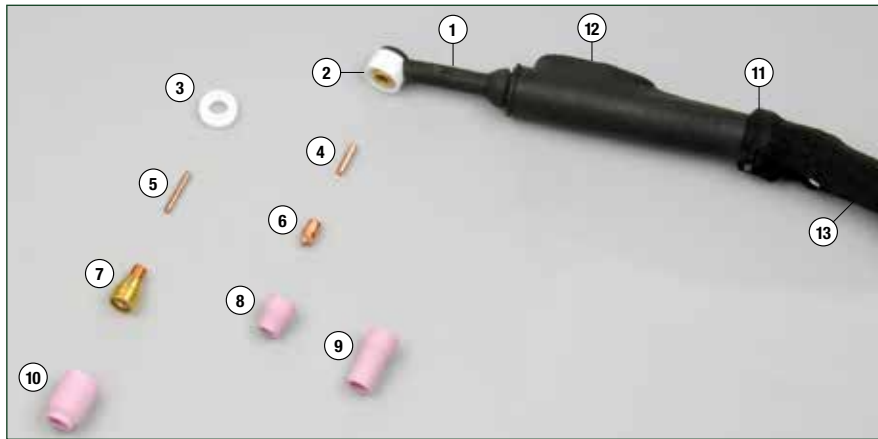
WP22B Torch Packages

Part No.	Description
WP22B-3	3ft Machine Torch Package – 3" (75mm) Barrel
WP22B-12	12.5ft Machine Torch Package – 3" (75mm) Barrel
WP22B-25	25ft Machine Torch Package – 3" (75mm) Barrel

Consumables

Item	Part No.	Description	Qty	Item	Part No.	Description	Qty
MAIN CONSUMABLES				CERAMIC CUPS (STANDARD AND LONG)			
1	WP22A	Torch Body – 7" (178mm)	1	10	13N08	Standard Cup – 1/4" Bore – No. 4	10
2	WP22B	Torch Body – 3" (75mm)	1		13N09	Standard Cup – 5/16" Bore – No. 5	10
3	22-7	Back Cap c/w O-Ring	1		13N10	Standard Cup – 3/8" Bore – No. 6	10
4	98W77	Back Cap O-Ring	10		13N11	Standard Cup – 7/16" Bore – No. 7	10
COLLETS (STANDARD AND GAS LENS)					13N12	Standard Cup – 1/2" Bore – No. 8	10
5	22N20A	Standard Collet – WP22A – 0.020" (0.5mm)	2		13N13	Standard Cup – 5/8" Bore – No. 10	10
	22N21A	Standard Collet – WP22A – 0.040" (1.0mm)	2	11	796F70	Long Cup – 3/16" Bore – No. 3	10
	22N22A	Standard Collet – WP22A – 1/16" (1.6mm)	2		796F71	Long Cup – 1/4" Bore – No. 4	10
	22N23A	Standard Collet – WP22A – 3/32" (2.4mm)	2		796F72	Long Cup – 5/16" Bore – No. 5	10
	22N24A	Standard Collet – WP22A – 1/8" (3.2mm)	2		796F73	Long Cup – 3/8" Bore – No. 6	10
	22N20B	Standard Collet – WP22B – 0.020" (0.5mm)	2	12	796F74	X-Long Cup – 3/16" Bore – No. 3	10
	22N21B	Standard Collet – WP22B – 0.040" (1.0mm)	2		796F75	X-Long Cup – 1/4" Bore – No. 4	10
	22N22B	Standard Collet – WP22B – 1/16" (1.6mm)	2		796F76	X-Long Cup – 5/16" Bore – No. 5	10
	22N23B	Standard Collet – WP22B – 3/32" (2.4mm)	2		796F77	X-Long Cup – 3/8" Bore – No. 6	10
	22N24B	Standard Collet – WP22B – 1/8" (3.2mm)	2	13	53N58	Gas Lens Cup – 1/4" Bore – No. 4	10
6	22N20AL	Gas Lens Collet – WP22A – 0.020" (0.5mm)	2		53N59	Gas Lens Cup – 5/16" Bore – No. 5	10
	22N21AL	Gas Lens Collet – WP22A – 0.040" (1.0mm)	2		53N60	Gas Lens Cup – 3/8" Bore – No. 6	10
	22N22AL	Gas Lens Collet – WP22A – 1/16" (1.6mm)	2		53N61	Gas Lens Cup – 7/16" Bore – No. 7	10
	22N23AL	Gas Lens Collet – WP22A – 3/32" (2.4mm)	2		53N61-S	Gas Lens Cup – 1/2" Bore – No. 8	10
	22N24AL	Gas Lens Collet – WP22A – 1/8" (3.2mm)	2	14	57N75	Large Diameter Gas Lens Cup – 3/8" Bore – No. 6	5
	22N20BL	Standard Collet – WP22B – 0.020" (0.5mm)	2		57N74	Large Diameter Gas Lens Cup – 1/2" Bore – No. 8	5
	22N21BL	Standard Collet – WP22B – 0.040" (1.0mm)	2		53N88	Large Diameter Gas Lens Cup – 5/8" Bore – No. 10	5
	22N22BL	Standard Collet – WP22B – 1/16" (1.6mm)	2		53N87	Large Diameter Gas Lens Cup – 3/4" Bore – No. 12	5
	22N23BL	Standard Collet – WP22B – 3/32" (2.4mm)	2	SECONDARY CONSUMABLES			
	22N24BL	Standard Collet – WP22B – 1/8" (3.2mm)	2	15	54N63-22	Large Gas Lens Heatshield	1
COLLET BODIES (STANDARD AND GAS LENS)				16	22-10	Standard Cup – Gasket	1
7	13N25	Standard – WP22A/B – 0.020" (0.5mm)	5	17	22-8B	Barrel – 3" (75mm) – WP22B	1
	13N26	Standard – WP22A/B – 0.040" (1.0mm)	5	18	22-8A	Barrel – 7" (178mm) – WP22A	1
	13N27	Standard – WP22A/B – 1/16" (1.6mm)	5	19	22-9	Insulation Boot	1
	13N28	Standard – WP22A/B – 3/32" (2.4mm)	5	20	45V03HD-3	Power Cable Assembly 3ft c/w 3/8" BSP Fittings	1
	13N29	Standard – WP22A/B – 1/8" (3.2mm)	5		45V03HD	Power Cable Assembly 12.5ft c/w 3/8" BSP Fittings	1
8	45V41	Gas Lens – WP22A/B – 0.020" (0.5mm)	1		45V04HD	Power Cable Assembly 25ft c/w 3/8" BSP Fittings	1
	45V42	Gas Lens – WP22A/B – 0.040" (1.0mm)	1	21	45V07HD-3	Argon/Water Hose Assembly 3ft c/w 3/8" BSP Fittings	1
	45V43	Gas Lens – WP22A/B – 1/16" (1.6mm)	1		45V07HD	Argon/Water Hose Assembly 12.5ft c/w 3/8" BSP Fittings	1
	45V44	Gas Lens – WP22A/B – 3/32" (2.4mm)	1		45V08HD	Argon/Water Hose Assembly 25ft c/w 3/8" BSP Fittings	1
	45V45	Gas Lens – WP22A/B – 1/8" (3.2mm)	1	22	W9026-2	2ft Zipper Cover	1
9	45V0204S	Stubby Gas Lens – WP22A/B – 0.020-0.040" (0.5-1.0mm)	1		W9026-10	10ft Zipper Cover	1
	45V116S	Stubby Gas Lens – WP22A/B – 1/16" (1.6mm)	1		W9026-22	22ft Zipper Cover	1
	45V64S	Stubby Gas Lens – WP22A/B – 3/32" (2.4mm)	1				
	995795S	Stubby Gas Lens – WP22A/B – 1/8" (3.2mm)	1				

Rating: 80A DC, 60A AC with Gas Lens, 35% Duty Cycle



WP24 Torch Packages

Basic

Part No.	Length	Description
WP24-12	12.5ft	Basic Torch
WP24-25	25ft	Basic Torch
WP24AK		Accessory Kit for WP24

WP24 Torch Packages

Switched and Sheathed

Part No.	Length	Description
WP24-12SZ	12.5ft	Torch c/w Switch and Zipper Cover
WP24-25SZ	25ft	Torch c/w Switch and Zipper Cover

Consumables

Item	Part No.	Description	Qty
MAIN CONSUMABLES			
1	WP24	Torch Body – Rigid	1
2	53N22	Standard – Heatshield	1
3	53N66	Large Gas Lens Heatshield	1
COLLETS (STANDARD AND GAS LENS)			
4	53N15	Standard – .020" (0.5mm)	5
	53N16	Standard – .040" (1.0mm)	5
	53N14	Standard – 1/16" (1.6mm)	5
5	53N62	Gas Lens – .020" (0.5mm)	5
	53N63	Gas Lens – .040" (1.0mm)	5
	53N64	Gas Lens – 1/16" (1.6mm)	5
	COLLET BODIES (STANDARD AND GAS LENS)		
6	53N17	Standard – .020" (0.5mm)	5
	53N18	Standard – .040" (1.0mm)	5
	53N19	Standard – 1/16" (1.6mm)	5
7	45V41	Gas Lens – .020" (0.5mm)	1
	45V42	Gas Lens – .040" (1.0mm)	1
	45V43	Gas Lens – 1/16" (1.6mm)	1

Item	Part No.	Description	Qty	
CERAMIC CUPS (STANDARD, LONG AND GAS LENS)				
8	53N23	Standard Cup – .165" Bore	10	
	53N24	Standard Cup – 1/4" Bore – No. 4	10	
	53N25	Standard Cup – 5/16" Bore – No. 5	10	
	53N27	Standard Cup – 3/8" Bore – No. 6	10	
9	53N26	Long Cup – 1/4" Bore – No. 4	10	
	53N28	Long Cup – 3/8" Bore – No. 6	10	
10	53N58	Gas Lens Cup – 1/4" Bore – No. 4	10	
	53N59	Gas Lens Cup – 5/16" Bore – No. 5	10	
	53N60	Gas Lens Cup – 3/8" Bore – No. 6	10	
	53N61	Gas Lens Cup – 7/16" Bore – No. 7	10	
	53N61-S	Gas Lens Cup – 1/2" Bore – No. 8	10	
	SECONDARY CONSUMABLES			
	11	607664	Switch Retaining Boot	1
	12	950/B	Microswitch – Bulbous Button SW1	1
950/F		Microswitch – Flat Button SW1-F	1	
950-40		Bulbous Microswitch c/w 4m Cable	1	
950-80		Bulbous Microswitch c/w 8m Cable	1	
950F-40		Flat Microswitch c/w 4m Cable	1	
	950F-80	Flat Microswitch c/w 8m Cable	1	
13	W9026-10	10ft Zipper Cover	1	
	W9026-22	22ft Zipper Cover	1	


For Handle details, please refer to page 194

For Cable Assembly details, please refer to page 195

WP24W Series Weldcraft Compatible Torches

WATER COOLED

Rating: 210A DC, 165A AC 100% Duty Cycle



WP24W Torch Packages

Basic

Part No.	Length	Description
WP24W-12	12.5ft	Basic Torch
WP24W-25	25ft	Basic Torch
WP24WAK		Accessory Kit for WP24W

WP24W Torch Packages

Basic

Part No.	Length	Description
WP24W-12SZ	12.5ft	Torch c/w Switch and Zipper Cover
WP24W-25SZ	25ft	Torch c/w Switch and Zipper Cover

Consumables

Item	Part No.	Description	Qty
MAIN CONSUMABLES			
1	WP24W	Torch Body – Rigid	1
2	53N22	Standard Heatshield	1
3	53N66	Large Gas Lens Heatshield	1
COLLETS (STANDARD AND GAS LENS)			
4	53N15	Standard – .020" (0.5mm)	5
	53N16	Standard – .040" (1.0mm)	5
	53N14	Standard – 1/16" (1.6mm)	5
	24C332	Standard – 3/32" (2.4mm)	5
5	53N62	Gas Lens – .020" (0.5mm)	5
	53N63	Gas Lens – .040" (1.0mm)	5
	53N64	Gas Lens – 1/16" (1.6mm)	5
	53N64S	Gas Lens – 3/32" (2.4mm)	5
COLLET BODIES (STANDARD AND GAS LENS)			
6	53N17	Standard – .020" (0.5mm)	5
	53N18	Standard – .040" (1.0mm)	5
	53N19	Standard – 1/16" (1.6mm)	5
	24CB332	Standard – 3/32" (2.4mm)	5
7	45V41	Gas Lens – .020" (0.5mm)	1
	45V42	Gas Lens – .040" (1.0mm)	1
	45V43	Gas Lens – 1/16" (1.6mm)	1
	45V44	Gas Lens – 3/32" (2.4mm)	1

Item	Part No.	Description	Qty
CERAMIC CUPS (STANDARD, LONG AND GAS LENS)			
8	53N23	Standard Cup – .165" Bore	10
	53N24	Standard Cup – 1/4" Bore – No. 4	10
	53N25	Standard Cup – 5/16" Bore – No. 5	10
	53N27	Standard Cup – 3/8" Bore – No. 6	10
9	53N26	Long Cup – 1/4" Bore – No. 4	10
	53N28	Long Cup – 3/8" Bore – No. 6	10
10	53N58	Gas Lens Cup – 1/4" Bore – No. 4	10
	53N59	Gas Lens Cup – 5/16" Bore – No. 5	10
	53N60	Gas Lens Cup – 3/8" Bore – No. 6	10
	53N61	Gas Lens Cup – 7/16" Bore – No. 7	10
	53N61-S	Gas Lens Cup – 1/2" Bore – No. 8	10
SECONDARY CONSUMABLES			
11	607664	Switch Retaining Boot	1
12	950/B	Microswitch – Bulbous Button SW1	1
	950/F	Microswitch – Flat Button SW1-F	1
	950-40	Bulbous Microswitch c/w 4m Cable	1
	950-80	Bulbous Microswitch c/w 8m Cable	1
	950F-40	Flat Microswitch c/w 4m Cable	1
	950F-80	Flat Microswitch c/w 8m Cable	1
13	W9026-10	10ft Zipper Cover	1
	W9026-22	22ft Zipper Cover	1

For Handle details, please refer to page 194

For Cable Assembly details, please refer to page 195

WP26 Series Weldcraft Compatible Torches

AIR COOLED

Rating: 180A DC, 130A AC, 35% Duty Cycle



WP26 & WP26F Torch Packages

Rigid and Flexible

Part No.	Length	Description
WP26-12SZ	12.5ft	Mono, Switch and Zipper Cover
WP26-25SZ	25ft	Mono, Switch and Zipper Cover
WP26-12-2SZ	12.5ft	2 Piece, Switch and Zipper Cover
WP26-25-2SZ	25ft	2 Piece, Switch and Zipper Cover

WP26F-12SZ	12.5ft	Mono, Switch and Zipper Cover
WP26F-25SZ	25ft	Mono, Switch and Zipper Cover
WP26F-12-2SZ	12.5ft	2 Piece, Switch and Zipper Cover
WP26F-25-2SZ	25ft	2 Piece, Switch and Zipper Cover

WP18AK	Accessory Kit for WP26, WP26F & WP26FV & WP26V Consisting of: 1 x Short Back Cap 1 x 1.0mm, 1.6mm, 2.4mm 2% Thoriated Tungsten 1 x 1.0mm, 1.6mm & 2.4mm Standard Collet 1 x 1.0mm, 1.6mm & 2.4mm Standard Collet Body 1 x No. 4, 5 & 6 Bore Standard Ceramic Cup	
---------------	--	--

WP26FV & WP26V Torch Packages

Flexible with Valve and Valve

Part No.	Length	Description
WP26FV-12	12.5ft	Mono - 3/8" BSP
WP26FV-25	25ft	Mono - 3/8" BSP
WP26FV-12-2	12.5ft	2 Piece - Lug Power - 3/8" BSP Gas
WP26FV-25-2	25ft	2 Piece - Lug Power - 3/8" BSP Gas

WP26V-12	12.5ft	Mono - 3/8" BSP
WP26V-25	25ft	Mono - 3/8" BSP
WP26V-12-2	12.5ft	2 Piece - Lug Power - 3/8" BSP Gas
WP26V-25-2	25ft	2 Piece - Lug Power - 3/8" BSP Gas



2 piece torches are now standard with 35-50 Dinse Male Plug Fittings

Consumables

Item	Part No.	Description	Qty
MAIN CONSUMABLES			
1	WP26	Torch Body – Rigid	1
2	WP26F	Torch Body – Flexible	1
3	WP26FV	Torch Body – Flexible c/w Argon Valve	1
4	WP26V	Torch Body c/w Argon Valve	1
5	57Y04	Short Back Cap	1
6	300M	Medium Back Cap	1
7	57Y02	Long Back Cap	1
8	98W18	Back Cap O-Ring	10
9	18CG	Standard Heatshield	1
10	54N01	Gas Lens Heatshield	1
11	54N63	Large Gas Lens Heatshield	1
12	VS-1	Valve Stem WP26FV and WP26V Head	1
COLLETS (STANDARD AND STUBBY)			
13	10N21	Standard – .020" (0.5mm)	5
	10N22	Standard – .040" (1.0mm)	5
	10N23	Standard – 1/16" (1.6mm)	5
	70062	Standard – 5/64" (2.0mm)	5
	10N24	Standard – 3/32" (2.4mm)	5
	10N25	Standard – 1/8" (3.2mm)	5
14*	10N21S	Stubby – .020" (0.5mm)	5
	10N22S	Stubby – .040" (1.0mm)	5
	10N23S	Stubby – 1/16" (1.6mm)	5
	10N24S	Stubby – 3/32" (2.4mm)	5
	10N25S	Stubby – 1/8" (3.2mm)	5
* Use ET20 Standard Ceramics with Item 14 – see page 181, items 16-18			
COLLET BODIES (STUBBY, STANDARD AND GAS LENS)			
15	10N29	Standard – .020" (0.5mm)	5
	10N30	Standard – .040" (1.0mm)	5
	10N31	Standard – 1/16" (1.6mm)	5
	10N32	Standard – 3/32" (2.4mm)	5
	10N28	Standard – 1/8" (3.2mm)	5
16*	17CB20	Stubby – .020" – 1/8" (0.5mm - 3.2mm)	5
* Use ET20 Standard Ceramics with Item 16 – see page 181, items 16-18			
17	45V29	Gas Lens – .020" (0.5mm)	1
	45V24	Gas Lens – .040" (1.0mm)	1
	45V25	Gas Lens – 1/16" (1.6mm)	1
	45V26	Gas Lens – 3/32" (2.4mm)	1
	45V27	Gas Lens – 1/8" (3.2mm)	1
18	45V0204	Large Gas Lens – .020 - .040" (0.5 - 1.0mm)	1
	45V116	Large Gas Lens – 1/16" (1.6mm)	1
	45V64	Large Gas Lens – 3/32" (2.4mm)	1
	995795	Large Gas Lens – 1/8" (3.2mm)	1

Item	Part No.	Description	Qty
CERAMIC CUPS (STANDARD, LONG AND GAS LENS)			
19	10N50	Standard Cup – 1/4" Bore – No. 4	10
	10N49	Standard Cup – 5/16" Bore – No. 5	10
	10N48	Standard Cup – 3/8" Bore – No. 6	10
	10N47	Standard Cup – 7/16" Bore – No. 7	10
	10N46	Standard Cup – 1/2" Bore – No. 8	10
	10N45	Standard Cup – 5/8" Bore – No. 10	10
	10N44	Standard Cup – 3/4" Bore – No. 12	10
20	10N50L	Long Cup – 1/4" Bore – No. 4	10
	10N49L	Long Cup – 5/16" Bore – No. 5	10
	10N48L	Long Cup – 3/8" Bore – No. 6	10
	10N47L	Long Cup – 7/16" Bore – No. 7	10
21	54N18	Gas Lens Cup – 1/4" Bore – No. 4	10
	54N17	Gas Lens Cup – 5/16" Bore – No. 5	10
	54N16	Gas Lens Cup – 3/8" Bore – No. 6	10
	54N15	Gas Lens Cup – 7/16" Bore – No. 7	10
	54N14	Gas Lens Cup – 1/2" Bore – No. 8	10
	54N19	Gas Lens Cup – 11/16" Bore – No. 11	10
22	54N17L	Long Gas Lens Cup – 5/16" Bore – No. 5	5
	54N16L	Long Gas Lens Cup – 3/8" Bore – No. 6	5
	54N15L	Long Gas Lens Cup – 7/16" Bore – No. 7	5
	54N14L	Long Gas Lens Cup – 1/2" Bore – No. 8	5
23	57N75	Large Diameter Gas Lens Cup – 3/8" Bore – No. 6	5
	57N74	Large Diameter Gas Lens Cup – 1/2" Bore – No. 8	5
	53N88	Large Diameter Gas Lens Cup – 5/8" Bore – No. 10	5
	53N87	Large Diameter Gas Lens Cup – 3/4" Bore – No. 12	5
SECONDARY CONSUMABLES			
24	607663	Switch Retaining Boot	1
25	950/B	Microswitch – Bulbous Button SW1	1
	950/F	Microswitch – Flat Button SW1-F	1
	950-40	Bulbous Microswitch c/w 4m Cable	1
	950-80	Bulbous Microswitch c/w 8m Cable	1
	950F-40	Flat Microswitch c/w 4m Cable	1
	950F-80	Flat Microswitch c/w 8m Cable	1
26	W1826-10	10ft Zipper Cover	1
	W1826-22	22ft Zipper Cover	1

For Handle details, please refer to page 194

For Cable Assembly details, please refer to page 195

WP27A/B Series Weldcraft Compatible Torches

WATER COOLED

Rating: 500A DC, 300A AC, 100% Duty Cycle



WP27A Torch Packages

Part No.	Description
WP27A-3	3ft Machine Torch Package – 9" (228mm) Barrel
WP27A-12	12.5ft Machine Torch Package – 9" (228mm) Barrel
WP27A-25	25ft Machine Torch Package – 9" (228mm) Barrel

WP27B Torch Packages

Part No.	Description
WP27B-3	3ft Machine Torch Package – 20" (508mm) Barrel
WP27B-12	12.5ft Machine Torch Package – 20" (508mm) Barrel
WP27B-25	25ft Machine Torch Package – 20" (508mm) Barrel

Consumables

Item	Part No.	Description	Qty	Item	Part No.	Description	Qty
MAIN CONSUMABLES				SECONDARY CONSUMABLES			
1	WP27A	Torch Body – 9" (228mm)	1	10	57N56	Gasket	5
2	WP27B	Torch Body – 20" (508mm)	1	11	27-10A	Barrel – 9" (228mm)	1
3	27-13A	Shaft Assembly for WP27A – 9" (228 mm)	1	12	27-10B	Barrel – 20" (508mm)	1
4	27-13B	Shaft Assembly for WP27B – 20" (508mm)	1	13	27-12	Insulation Boot	1
COLLETS				14	27-01	O-Ring Pack (2 of each O-Rings)	1
5	57N45	Standard Collet – 0.040" (1.0mm)	1	15	40V84R-3	Power Cable Assembly 3ft c/w 3/8" BSP Fittings	1
	57N46	Standard Collet – 1/16" (1.6mm)	1		40V84R	Power Cable Assembly 12.5ft c/w 3/8" BSP Fittings	1
	57N47	Standard Collet – 3/32" (2.4mm)	1		40V84RL	Power Cable Assembly 25ft c/w 3/8" BSP Fittings	1
	57N48	Standard Collet – 1/8" (3.2mm)	1	16	40V82R-3	Argon Hose Assembly 3ft c/w 3/8" BSP Fittings	1
	57N49	Standard Collet – 5/32" (4.0mm)	1		40V82R	Argon Hose Assembly 12.5ft c/w 3/8" BSP Fittings	1
	57N50	Standard Collet – 3/16" (4.6mm)	1		40V82RL	Argon Hose Assembly 25ft c/w 3/8" BSP Fittings	1
	57N51	Standard Collet – 1/4" (6.4mm)	1	17	40V83R-3	Water In Hose Assembly 3ft c/w 3/8" BSP Fittings	1
GAS LENS BODIES					40V83R	Water In Hose Assembly 12.5ft c/w 3/8" BSP Fittings	1
6	49V22	Gas Lens Body – 0.040" (1.0mm)	1		40V83RL	Water In Hose Assembly 25ft c/w 3/8" BSP Fittings	1
	49V23	Gas Lens Body – 1/16" (1.6mm)	1	18	W1826-2	2ft Zipper Cover	1
	49V24	Gas Lens Body – 3/32" (2.4mm)	1		W1826-10	10ft Zipper Cover	1
	49V25	Gas Lens Body – 1/8" (3.2mm)	1		W1826-22	22ft Zipper Cover	1
	49V26	Gas Lens Body – 5/32" (4.0mm)	1				
	49V27	Gas Lens Body – 3/16" (4.6mm)	1				
	49V28	Gas Lens Body – 1/4" (6.4mm)	1				
SHIELD CUPS (CERAMIC AND METAL)							
7	57N75	Large Diameter Gas Lens Ceramic Cup – 3/8" Bore – No. 6	5				
	57N74	Large Diameter Gas Lens Ceramic Cup – 1/2" Bore – No. 8	5				
	53N88	Large Diameter Gas Lens Ceramic Cup – 5/8" Bore – No. 10	5				
	53N87	Large Diameter Gas Lens Ceramic Cup – 3/4" Bore – No. 12	5				
	53N89	Large Diameter Gas Lens Ceramic Cup – 15/16" Bore – Short – No. 15	5				
8	57N78	Metal Cup – 5/8" Bore – use with Item 9	1				
	57N77	Metal Cup – 3/4" Bore – use with item 9	1				
9	57N76	Adaptor for Metal Nozzles	1				

TIG
Torches



ZY070602
Polinox -P Rapid Pickling Paste
See page 40

SP450 Murex/BOC Compatible Torches

WATER COOLED

Rating: 450A DC, 360A AC, 100% Duty Cycle



SP450 Torch Packages

Part No.	Length	Description
1402225	4m	Torch Package c/w Switch and Sheath
1402226	8m	Torch Package c/w Switch and Sheath



Part No.	Description
607583	Standard Accessory Kit consisting of: 1 x Short Back Cap 1 x Collet each (1.2mm, 1.6mm, 2.4mm 4.0mm, 4.8mm and 6.4mm) 1 x Standard Cup – each (3/8" and 5/8" Bore)
606180	Gas Lens Accessory Kit consisting of: 1 x Gas Lens Body 1 x Gas Lens Cup – each (3/8", 1/2" and 5/8" Bore) 1 x Standard Cup – each (3/8" and 5/8" Bore)
606193	MK2A Nozzle Adaptor Kit consisting of: 1 x MK2A Cup – Adaptor 1 x Collet each (1.6mm, 2.4mm and 3.2mm)

Consumables

Item	Part No.	Description	Qty
MAIN CONSUMABLES			
1	609041	Torch Body – Rigid	1
2	607758	Short Back Cap	1
3	607756	Long Back Cap	1
4	889692	O-Ring Kit	1
COLLETS (STANDARD AND MK2A ADAPTOR COLLETS)			
5	889796	Standard – 3/64" (1.2mm)	5
	889797	Standard – 1/16" (1.6mm)	5
	889683	Standard – 3/32" (2.4mm)	5
	889684	Standard – 1/8" (3.2mm)	5
	889685	Standard – 5/32" (4.0mm)	5
	889686	Standard – 3/16" (4.8mm)	5
	889687	Standard – 1/4" (6.4mm)	5
6*	889702	Collet – 1/16" (1.6mm)	5
	889703	Collet – 3/32" (2.4mm)	5
	889704	Collet – 1/8" (3.2mm)	5
<i>* Use with Items 8, 11 and 12</i>			
COLLET BODIES, GAS LENS BODIES AND CUP – ADAPTORS			
7	606090	Collet Body 3/64-1/4" (1.2-6.4mm)	1
8*	606187	MK2A Cup – Adaptor	1
9	606194	Gas Lens Body – 3/64"-1/4" (1.2-6.4mm)	1
<i>* Use with Items 6, 11 and 12</i>			
CERAMIC CUPS (STANDARD, MK2A AND GAS LENS)			
10	889688	Standard Cup – 3/8" Bore	10
	889689	Standard Cup – 1/2" Bore	10
	889690	Standard Cup – 5/8" Bore	10
11*	889705	MK2A Long Cup – 1/4" Bore x 25/8"	10
	889706	MK2A Long Cup – 3/8" Bore x 25/8"	10
12*	889707	MK2A Standard Cup – 1/4" Bore x 15/8"	10
	889708	MK2A Standard Cup – 3/8" Bore x 15/8"	10
<i>* Use MK2A Standard and Long Ceramics with Items 6 and 8</i>			
13	889699	Gas Lens Cup – 3/8" Bore	10
	889700	Gas Lens Cup – 1/2" Bore	10
	889701	Gas Lens Cup – 5/8" Bore	10

Item	Part No.	Description	Qty
SECONDARY CONSUMABLES			
14	608811	Handle – Push On	1
15	607663	Switch Retaining Boot	1
16	950/B	Microswitch – Bulbous Button SW1	1
	950/F	Microswitch – Flat Button SW1-F	1
	950-40	Bulbous Microswitch c/w 4m Cable	1
	950-80	Bulbous Microswitch c/w 8m Cable	1
	950F-40	Flat Microswitch c/w 4m Cable	1
	950F-80	Flat Microswitch c/w 8m Cable	1
17	1402239	Power Cable Assembly – 4m	1
	1402240	Power Cable Assembly – 8m	1
18	1402237	Argon Hose Assembly – 4m – 1/4" BSP	1
	1402238	Argon Hose Assembly – 8m – 1/4" BSP	1
19	1402232	Water In Hose Assembly – 4m – 3/8" BSP	1
	1402233	Water In Hose Assembly – 8m – 3/8" BSP	1
20	0315071	Insulation Boot	5
21	608382	Adaptor 1/4" BSP – 3/8" BSP	5
22	W1825	Neoprene Protective Cover per metre	1
23	SP4523-12	12ft Zipper Cover (Optional)	1
	SP4523-24	24ft Zipper Cover (Optional)	1



1941
TIG Gauntlet
See page 365

Switches & Housings WP Tig Torch Series



Item	Part No.	Description	Qty
MICROSWITCHES			
1	950/B	Bulbous Button – SW-1	1
2	950/F	Flat Button – SW-1F	1
3	P4195	On/Off Switch – SW-2	1
4	SW-3	2 Pole Switch	1
5	950/L	Lever Switch	1
MICROSWITCHES c/w 2 CORE CABLE			
6	950-40	Bulbous Switch c/w 4m Cable	1
	950-50	Bulbous Switch c/w 5m Cable	1
	950-80	Bulbous Switch c/w 8m Cable	1
	950F-40	Flat Switch c/w 4m Cable	1
	950F-50	Flat Switch c/w 5m Cable	1
	950F-80	Flat Switch c/w 8m Cable	1
	SW3-40	2 Pole Switch c/w 4m Cable	1
	SW3-50	2 Pole Switch c/w 5m Cable	1
	SW3-80	2 Pole Switch c/w 8m Cable	1
	P4195-40	On/Off Switch c/w 4m Cable	1
	P4195-50	On/Off Switch c/w 5m Cable	1
	P4195-80	On/Off Switch c/w 8m Cable	1
7	950L-40	Lever Switch c/w 4m Cable	1
	950L-50	Lever Switch c/w 5m Cable	1
	950L-80	Lever Switch c/w 8m Cable	1

Item	Part No.	Description	Qty
HOUSINGS AND RETAINING BOOTS			
8	TSH13	Housing c/w Lever for 950/F Only	1
9	RDZ0590	Snap On Housing – Large	1
10	RDZ0591	Snap On Housing – Small	1
11	607663	Retaining Boot Large – BL-1	1
12	RBM	Retaining Boot Medium	1
13	607664	Retaining Boot Small – BS-1	1

Switch Module Options Pro Tig Series



Item	Part No.	Description	Qty
1	ETSW-B	Blank Cover	1
2	ETSW-1	Single Button - Momentary	1
3	ETSW-2	Double Button - Maintained	1
4	ETSW-2UD	Double Button Maintained Up-Down	1
5	ETSW-VP01	Vertical Potentiometer Switch - 1 K	1
	ETSW-VP05	Vertical Potentiometer Switch - 5 K	1
	ETSW-VP10	Vertical Potentiometer Switch - 10 K	1
6	ETSW-HP05	Horizontal Potentiometer Switch - 5 K	1
	ETSW-HP10	Horizontal Potentiometer Switch - 10 K	1


Handles Pro Tig Series & Weldcraft / Murex

For Pro Tig Series **ET9**, **ET17** & **ET20**



Item	Part No.	Description	Qty
1	ERG-10	Complete handle without switch	1
2	ERG-11	Handle shell only	1
3	ERG-12	Swivel joint	1

For Pro Tig Series **ET18** & **ET26**



Item	Part No.	Description	Qty
1	ERG-15	Complete handle without switch	1
2	ERG-16	Handle shell only	1
3	ERG-17	Swivel joint	1

Standard Handles for **WP** & **Murex** Series



Item	Part No.	Description	Qty
1	105Z55	Push Fit for WP9, WP17 and WP24	1
	53N06	Screw Fit for WP9, WP17, WP24, WP24W and WP25	1
2	TH02	Push Fit for WP20 and WP24W	1
3	10N15	Push Fit for WP18 and WP26	1
4	608811	Screw Fit for SP450 and MK2A	1

Cables Weldcraft Compatible WP & ET Series Tig Torches

ET9, WP9 & ET17, WP17 – Power Cable


Item	Part No.	Size	Description
1	57Y01	12.5ft	Mono – 3/8" BSP
	57Y03	25ft	Mono – 3/8" BSP
2*	57Y01-2	12.5ft	2pc – Dinse Power 3/8" BSP Gas
	57Y03-2	25ft	2pc – Dinse Power 3/8" BSP Gas

* 2pc Cables come standard with 35-50 Dinse plugs

Torch Fitting



Machine Fitting



ET18 & WP18 Power Cable

Item	Part No.	Size	Description
1	40V64	12.5ft	Mono – 3/8" BSP
	41V29	25ft	Mono – 3/8" BSP
2	0315071		Insulation Boot – Pk5

Torch Fitting



Machine Fitting




ET20, WP20 & WP24W – Power Cable

Item	Part No.	Size	Description
1	45V03	12.5ft	Mono – 3/8" BSP
	45V04	25ft	Mono – 3/8" BSP
2	0315071		Insulation Boot – Pk5

Torch Fitting



Machine Fitting




WP24 – Power Cable

Item	Part No.	Size	Description
1	56Y38	12.5ft	Mono – 3/8" BSP
	56Y97	25ft	Mono – 3/8" BSP
2	0315071		Insulation Boot – Pk5

Torch Fitting



Machine Fitting



ET26 & WP26 – Power Cable

Item	Part No.	Size	Description
1	46V28	12.5ft	Mono – 3/8" BSP
	46V30	25ft	Mono – 3/8" BSP
2*	46V28-2	12.5ft	2pc – Dinse Power 3/8" BSP Gas
	46V30-2	25ft	2pc – Dinse Power 3/8" BSP Gas

* 2pc Cables come standard with 35-50 Dinse plugs

Torch Fitting



Machine Fitting



Argon/Water – In Hose

Item	Part No.	Size	Description	Torch
1	45V07	12.5ft	4mm – 3/8" BSP	WP9/17/20
	45V08	25ft	4mm – 3/8" BSP	WP9/17/20
2	40V74	12.5ft	5mm – 3/8" BSP	WP18/26
	41V32	25ft	5mm – 3/8" BSP	WP18/26

4mm Bore – Reinforced



5mm Bore – Reinforced



Above cables are also available in a range of Metric, USA and Optional Imperial Fittings on request. If you have any special needs regarding the above cables, please contact our Sales Offices for further information.

Multi Pin Connectors




Item	Part No.	Description	Qty
AMPHENOL TYPE – IN LINE SOCKET			
1	A-K04PCS	4 Way – KEMPPPI	1
2	A-L06PCS	6 Way – KAMANCHI, LINCOLN	1
3	A-K07PCS	7 Way – BUTTERS, CAMARC, KEMPPPI	1
4	A-K10PCS	10 Way – KEMPPPI, MUREX/BOC, OERLIKON	1
5	A-L14PCS	14 Way – HOBART, LINCOLN, OERLIKON, POWCON	1
	A-M14PCS	14 Way – MILLER	1
AMPHENOL TYPE – CABLE PLUG			
6	A-E02PCP	2 Pin – ESAB, MUREX	1
7	A-K04PCP	4 Pin – ESAB, KEMPPPI	1
8	A-P05PCP	5 Pin – CEA, PORTAMIG	1
9	A-L06PCP	6 Pin – KAMANCHI, LINCOLN, MUREX	1
10	A-K07PCP	7 Pin – BUTTERS, CAMARC, KEMPPPI (remote control plug)	1
11	A-K10PCP	10 Pin – BUTTERS, CAMARC, KEMPPPI	1
12	A-L14PCP	14 Pin – LINCOLN	1
	A-M14PCP	14 Pin – HOBART, MILLER, OERLIKON, POWCON	1
13	A-M17PCP	17 Pin – THERMAL ARC (Old Style), MILLER	1
14	A-M19PCP	19 Pin – MUREX	1

Item	Part No.	Description	Qty
AMPHENOL TYPE – PANEL SOCKET			
15	A-K04PPS	4 Way – KEMPPPI	1
16	A-L06PPS	6 Way – KAMANCHI, LINCOLN	1
17	A-K10PPS	10 Way – KEMPPPI, MUREX/BOC, OERLIKON	1
18	A-L14PPS	14 Way – HOBART, LINCOLN, MILLER, OERLIKON, POWCON	1
TUCHEL TYPE CABLE PLUG – BLADE			
19	TUCHEL-5B	5 Pin – BINZEL, EWM, LINCOLN	1
TUCHEL TYPE CABLE PLUG – ROUND			
20	TUCHEL-7B	7 Pin – TUCHEL	1
PANASONIC/OTC TYPE – CABLE PLUG			
21	PAN-6PCP	6 Pin – DAHIDEN, OBARA, OTC, PANASONIC	1

Adaptors Lug & Dinse Style

Tig Adaptors Lug & Dinse Style




Tig
Torches

Item	Part No.	Description	Qty
LUG STYLE ADAPTORS			
1	0315012	A600 c/w 3/8" BSP Equal Fittings	1
2	45V62	7/8" UNF RH x 5/8" UNF RH	1
3	45V11	7/8" UNF LH x 5/8" UNF LH	1
4	105257	3/8" UNF RH Female x 5/8" UNF RH	1
5	53N43	3/8" UNF RH Male x 5/8" UNF RH	1
DINSE STYLE ADAPTORS – 16-25 STUD			
6	D1625-1-1	3/8" BSP Power – 3/8" BSP Gas	1
	D1625-1-2	3/8" BSP Power – M12 x 1 Gas	1
	D1625-1-3	3/8" BSP Power – M14 x 1 Gas	1
	D1625-1-4	3/8" BSP Power – 1/4" BSP Gas	1
	D1625-1-5	3/8" BSP Power – M10 x 1 Gas	1
	D1625-1-10	3/8" BSP Power – Blank On Gas	1
	D1625-1-QD	3/8" BSP Power – M5028 On Gas	1
	D1625-14-1	1/4" BSP Power – 3/8" BSP Gas	1
	D1625-14-2	1/4" BSP Power – M12 x 1 Gas	1
	D1625-14-3	1/4" BSP Power – M14 x 1 Gas	1
	D1625-14-4	1/4" BSP Power – 1/4" BSP Gas	1
	D1625-14-5	1/4" BSP Power – M10 x 1 Gas	1
	D1625-14-10	1/4" BSP Power – Blank On Gas	1
	D1625-14-QD	1/4" BSP Power – M5028 On Gas	1

Item	Part No.	Description	Qty
DINSE STYLE ADAPTORS – 35-95 STUD			
7	D3595-1-1	3/8" BSP Power – 3/8" BSP Gas	1
	D3595-1-2	3/8" BSP Power – M12 x 1 Gas	1
	D3595-1-3	3/8" BSP Power – M14 x 1 Gas	1
	D3595-1-4	3/8" BSP Power – 1/4" BSP Gas	1
	D3595-1-5	3/8" BSP Power – M10 x 1 Gas	1
	D3595-1-10	3/8" BSP Power – Blank On Gas	1
	D3595-1-QD	3/8" BSP Power – M5028 On Gas	1
	D3595-14-1	1/4" BSP Power – 3/8" BSP Gas	1
	D3595-14-2	1/4" BSP Power – M12 x 1 Gas	1
	D3595-14-3	1/4" BSP Power – M14 x 1 Gas	1
	D3595-14-4	1/4" BSP Power – 1/4" BSP Gas	1
	D3595-14-5	1/4" BSP Power – M10 x 1 Gas	1
	D3595-14-10	1/4" BSP Power – Blank On Gas	1
	D3595-14-QD	1/4" BSP Power – M5028 On Gas	1

Miscellaneous Cable Fittings



Item	Part No.	Description	Qty
------	----------	-------------	-----

HOSE CLAMPS

1	T5024	8.0mm Clamp	10
	T5025	8.7mm Clamp	10
	ECK31	9.5mm Clamp	10

HOSE NIPPLES

2	0315014	3/8" BSP – 3/16" Tail	1
3	0315014-L	3/8" BSP – 3/16" Tail – Long	1
4	TF03E	1/8" BSP – 3/16" Tail	1
	030015-NI	1/4" BSP – 3/16" Tail	1
	11N22	5/8" UNF – 3/16" Tail	1
	TF03B	M12 x 5mm Tail	1
	TF03C	M10 x 5mm Tail	1
	TF03D	M14 x 5mm Tail	1

HOSE NIPPLES FOR QUICK RELEASE

5	ECK23	Quick Disconnect Panel Mounted	1
6	M5028	Quick Disconnect Nipple – 6mm Tail	1
7	RDZ1354	Migatronic Water Nipple – 5mm Tail	1
8	RDZ1344	Migatronic Gas Nipple – 5mm Tail	1

Item	Part No.	Description	Qty
------	----------	-------------	-----

ADAPTORS

9	SA-RH	3/8" BSP – 5/8" UNF RH	1
10	SA-LH	3/8" BSP – 5/8" UNF LH	1
11	608382	1/4" BSP – 3/8" BSP	1
	608538	3/8" BSP – 1/4" BSP	1
12	C581	1/8" BSP – M14 x 1	1
	TF11C	1/8" BSP – 1/4" BSP	1
13	1310	3/8" BSP – Equal Coupler	1

NUTS

14	TF14D	1/8" BSP RH	1
	1312	1/4" BSP RH	1
15	1314	3/8" BSP RH	1
	TF14A	M14 x 1 RH	1
	TF14B	M12 x 1 RH	1
	TF14C	M10 x 1 RH	1
16	136208	5/8" UNF RH	1
17	11N83	5/8" UNF LH	1
18	48N22	7/8" UNF RH	1
19	10N18	7/8" UNF LH	1

HOSE CONNECTORS

20	C17-1	Connector – 2pc Cable Assembly Model 9 & 17	5
21	N17-1	Hose Nipple – 2pc Cable Assembly Model 9 & 17	5
22	C26-1	Connector – 2pc Cable Assembly Model 26	5
23	N26-1	Hose Nipple – 2pc Cable Assembly Model 26	5