

# Welder **4** Generators





## Contents

---

<b>Petrol Welder Generators</b>	WELD BABY 180 <i>Portable</i>	100
	MPM 5/200 I-EL/H <i>Portable</i>	101
<b>Diesel Welder Generators</b>	MPM 5/180 I-D/AE-Y <i>Portable</i>	102
	MPM 8/300 I-K <i>Static</i>	103
	MPM 9/310 SS-Y <i>Static</i>	104
	MPM 15/400 I-K1U <i>Static</i>	105
	MPM 16/400 SS-Y <i>Static/Super Silent</i>	106
	MPM 500 Y <i>Static</i>	107
<b>Diesel Lighting Tower</b>	LT 5000 Y <i>Silent</i>	108
<b>Hybrid Lighting Tower</b>	LT 7000 SSH-K <i>Super Silent</i>	109
<b>Accessories</b>		110

Many more Genset products are available from SWP.  
Talk to your Area Sales Manager for further details or  
visit <https://www.genset.it>



Petrol Engine



Air Cooling



Manual Recoil



Auto Idle



Permanent Magnet Alternator



Engine Shut Down (Oil)



Sockets



## GEN-165PH WELD BABY 180 Portable

### FEATURES

- 165A welding process SMAW (stick) duty cycle (60% duty cycle @ 165 A)
- Lightweight – weighs 33kg
- Welds up 4mm welding rods
- Smooth DC output with excellent arc strike
- Choice of two arc characteristics for cellulosic or low hydrogen welding rods
- 1 x 110V / 16A + 1 x 240V / 16A power DC outlets
- Low oil cut out
- Automatic idle device when no load connected
- Honda engine GX200



Stage V

### SPECIFICATIONS

Noise level	98 LWA
DC welding	Duty Cycle @ 60%: 165A – 24V
	Output range: 40A – 165A
	Open Circuit Voltage: 70V
	Max welding rod: 4mm

DC generator – 50Hz	Type: Synchronous, Permanent Magnets (PMG)
	Single-phase power 1.0kVA – 230VDC
	Single-phase power 0.5kVA – 110VDC

Petrol Engine – 4000 rpm	Type: Honda GX 200 – STAGE V - 1 cylinder – 5.1 HP (3.8kWm) – 196cm <sup>3</sup>
	Starting system: Recoil
	Cooling system: Air
	Fuel tank capacity: 3.1 litres
	Fuel consumption: 75%: 1.8 litres/hour

Insulation Class	H
Ambient temperature	40°C
Altitude	1000m
Mechanical Protection	IP23
Dimensions (L x W x H)	510 x 440 x 460 mm
Dry weight	35kg



Petrol Engine



Air Cooling



Manual Recoil



Auto Idle



Permanent Magnet Alternator



Engine Shut Down (Oil)



Sockets



## GEN-200DH MPM 5/200 I-EL/H Portable

### FEATURES

- Welding with cellulosic electrode
- Stepless current adjustment
- Arc Force Control switch
- Remote control socket
- Low oil level cut out device
- Earth Leakage Circuit Breaker
- Power output protection
- 1 x 16A 110V single-phase EEC socket
- 1 x 16A 230V single-phase EEC socket
- Voltmeter



Stage V

### SPECIFICATIONS

Noise level	96 LWA
DC welding	Duty Cycle @ 35%: 200A – 28V
	Duty Cycle @ 35%: 200A – 28V
	Stepless control (CC mode): 30A – 200A
	Open Circuit Voltage: 70V
	Max welding rod: 4 mm

AC generator	Type: Asynchronous, self-excited and self-protected
	Single-phase power (max): 2.0kVA – 110V
	Single-phase power (max): 3.6kVA – 230V
	Power factor: $\cos \varphi$ 0.8

Petrol Engine – 3000 rpm	Type: Honda GX390 – 1 cylinder – 390cm <sup>3</sup>
	Max power: 11HP (8.2kWm)
	Starting system: Manual
	Cooling system: Air
	Fuel tank capacity: 6.1 litres
	Fuel consumption: 75%: 3.3 litres/hour

Insulation Class	H
Ambient temperature	40°C
Altitude	1000m
Mechanical Protection	IP23
Dimensions (L x W x H)	720 x 480 x 515 mm
Dry weight	96kg

### OPTIONAL ACCESSORIES – See page 110

<b>GEN-003A</b>	Wheelbarrow Type Trolley
-----------------	--------------------------



Diesel Engine



Electric Starter



Air Cooling



Manual Recoil



Ready for RC



Sockets



Arc Control



Engine Shut Down (Oil)



Asynchronous Alternator



Welding Current Electric Regulation



## GEN-180DY

## MPM 5/180 I-D/AE-Y Portable



Stage V

### FEATURES

- Warning lights for:
  - Battery charger failure
  - Low oil pressure
- 12V battery
- Earth Leakage Circuit Breaker
- Power output protection
- 1 x 16A 110V single-phase EEC socket
- 1 x 16A 230V single-phase EEC socket
- 48V output
- Voltmeter

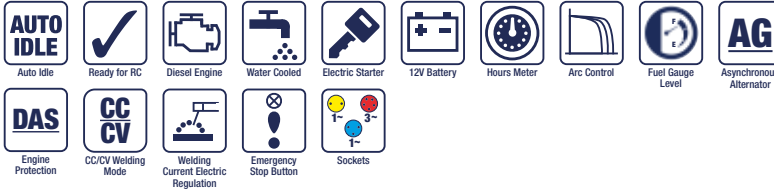
### SPECIFICATIONS

Noise level	99 LWA (74dB @ 7m)
DC welding	Duty Cycle @ 35%: 170A – 27V
	Duty Cycle @ 40%: 180A – 20V
	Duty Cycle @ 60%: 140A – 26V
	Output range: 40A – 170A
	Open Circuit Voltage: 90V
	Max welding rod: 4mm
AC generator – 50Hz	Type: Asynchronous, Self-Excited and Self-Protected
	Three-phase power (stand-by): 5kVA – 400V
	Three-phase power (prime): 4.5kVA – 400V
	Single-phase power: 4.0kVA – 230V
	Single-phase power: 2.0kVA – 110V
	Power factor: $\cos \varphi$ 0.8
Diesel Engine – 3000 rpm	Type: Yanmar L100V – Stage V – 1 cylinder – 435 cm <sup>3</sup>
	Cooling system: Air
	Starting system: Electric (12Vdc)
	Fuel tank capacity: 30 litres
	Fuel consumption @ 75%: 1.5 litres/hour

Insulation Class	H
Ambient temperature	40°C
Altitude	1000m
Mechanical Protection	IP23
Dimensions (L x W x H)	950 x 480 x 574 mm
Dry weight	148kg

### OPTIONAL ACCESSORIES – See page 110

<b>GEN-003</b>	Wheelbarrow Type Trolley
----------------	--------------------------



## GEN-300IK MPM 8/300 I-K Static

### FEATURES

- Controller (DSE 3110) with digital display for full monitoring of generator parameters
- Fuel level gauge
- 1 x 16A, 400V three-phase EEC socket
- 1 x 32A, 230V single-phase EEC socket
- 1 x 32A 110V single-phase EEC socket
- Power output protection
- Earth Leakage Circuit Breaker
- Remote control socket
- Arc force control switch
- Automatic idle device when no load is connected
- 12V battery
- Central lifting eye
- Emergency stop button



Welder  
Generators

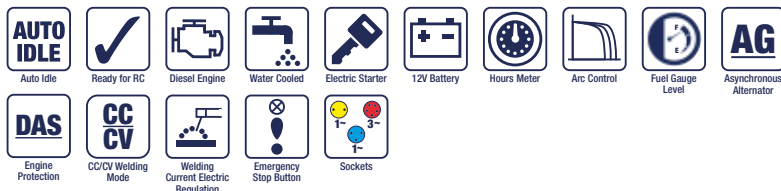
### SPECIFICATIONS

Noise level	99 LWA (74dB @ 7m)
DC welding	Duty Cycle @ 35%: 300A – 32V
	Duty Cycle @ 60%: 270A – 31V
	Stepless control: 30A – 300A
	Open Circuit Voltage: 70V
	Max welding rod: 6mm

AC generator – 50Hz	Type: Asynchronous, Self-Excited and Self-Protected
	Three-phase power (max): 8.0kVA – 400V
	Single-phase power (max): 7.0kVA – 230V
	Single-phase power (max): 4.0kVA – 110V
	Power factor: $\cos \varphi$ 0.8

Diesel Engine – 3000 rpm	Type: Kubota D722 – 3 cylinders – 719cm <sup>3</sup>
	Max power: 19.4HP (14.4kWm)
	Starting system: Electric (12VDC)
	Cooling system: Water
	Fuel tank capacity: 30 litres
	Fuel consumption @ 75%: 3.3 litres/hour

Insulation Class	H
Ambient temperature	40°C
Altitude	1000m
Mechanical Protection	IP23
Dimensions (L x W x H)	1360 x 530 x 870 mm
Dry weight	345kg



## GEN-300DY MPM 9/310 SS-Y Static

### FEATURES

- Auto engine protection shutdown system with warning lights for: battery charger failure, low fuel level, low oil pressure, high water temperature
- Arc Force Control switch
- Remote control socket
- Automatic idle device when no load is connected
- 1 x 16 A 400 V three-phase EEC socket
- 1 x 32 A 230 V single-phase EEC socket
- 48V output
- Earth Leakage Circuit Breaker
- Power output protection
- 12V battery
- Fuel level gauge
- Hourmeter
- Voltmeter
- Emergency stop button
- Engine oil drain pipe
- Bunded base to retain all liquids
- Central lifting eye



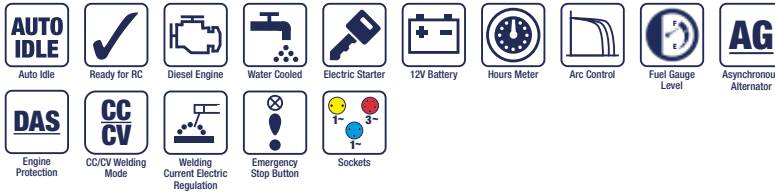
Stage V

### SPECIFICATIONS

Noise level	92 LWA
DC welding	Current regulation: Electronic
	Duty Cycle @ 35%: 300A – 32V
	Duty Cycle @ 60%: 270A – 31V
	Stepless control (CC mode): 30A – 300A
	Open Circuit Voltage: 70V
	Max welding rod: 6mm
AC generator – 50Hz	Type: Asynchronous, Self-Excited and Self-Protected
	Three-phase power (stand-by): 8.0kVA – 400V
	Single-phase power (standby): 7.0kVA – 230V
	Single-phase power (standby): 4.0kVA – 110V
	Power factor: $\cos \varphi 0.8$

Diesel Engine – 3000 rpm	Type: Yanmar 3TNM72 – 3 cylinder – 904cm <sup>3</sup>
	Max power: 19.4HP (14.4kWm)
	Starting system: Electric (12VDC)
	Cooling system: Water
	Fuel tank capacity: 50 litres
	Fuel consumption @ 75%: 5.1 litres/hour
Insulation Class	H
Ambient temperature	40°C
Altitude	1000m
Mechanical Protection	IP23
Dimensions (L x W x H)	1530 x 683 x 1142 mm
Dry weight	475kg





## GEN-400DK MPM 15/400 I-K1U Static

### FEATURES

- Welding processes: SMAW / Tig
- Arc Force Control switch
- Remote control socket
- Auto engine protection shutdown system with warning lights for:
  - Battery charger failure
  - Low fuel level
  - Low oil pressure
  - High water temperature
- Automatic idle device when no load is connected
- 12V battery
- Fuel level gauge
- Hourmeter
- Voltmeter
- Emergency stop button
- Earth Leakage Circuit Breaker
- Power output protection
- 1 x 32A 400V three-phase EEC socket
- 1 x 32A 230V single-phase EEC socket
- 1 x 32A 110V single-phase EEC socket
- Auto / Idle switch
- Engine oil drain pipe
- Central lifting eye
- Forklift-ready base



Stage V

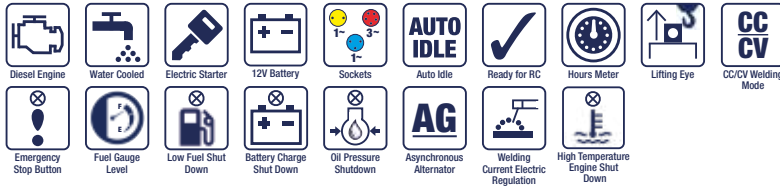


Welder  
Generators

### SPECIFICATIONS

Noise level	98 LWA (73dB at 7m)
DC welding	Duty Cycle @ 35%: 370A – 35V
	Duty Cycle @ 40%: 400A – 29V
	Duty Cycle @ 60%: 350A – 34V
	Stepless control (CC mode): 30A – 400A
	Open Circuit Voltage: 70V
	Max welding rod: 6mm
AC generator – 50Hz	Type: Asynchronous, Self-Excited and Self-Protected
	Three-phase power (standby): 15.0kVA – 400V
	Three-phase power (prime): 13.5kVA – 400V
	Single-phase power (max): 10.0kVA – 230V
	Single-phase power (max): 4.0kVA – 110V
	Power factor: cos φ 0.8

Diesel Engine – 3000 rpm	Type: Kubota D1105-E – 3 cylinder – 1123 cm <sup>3</sup>
	Max power: 24.6 HP (18.1kWm)
	Starting system: Electric (12VDC)
	Cooling system: Water
	Fuel tank capacity: 38 litres
	Fuel consumption @ 75%: 4.9 litres/hour
Insulation Class	H
Ambient temperature	40°C
Altitude	1000m
Mechanical Protection	IP23
Dimensions (L x W x H)	1590 x 730 x 920 mm
Dry weight	450kg



## GEN-400SS-Y MPM 16/400 SS-Y Static/Super Silent

Welder Generators

### FEATURES

- Auto engine protection shutdown system with warning lights for: battery charger failure, low fuel level, low oil pressure, high water temperature
- Automatic idle device when no load is connected
- 1 x 32A 400V three-phase EEC socket
- 1 x 32A 230V single-phase EEC sockets
- 1 x 32A 110V single-phase EEC sockets
- Power output protection
- Earth Leakage Circuit Breaker
- 12V battery
- Remote control socket
- Fuel level gauge
- Hourmeter
- Voltmeter
- 48V output
- Low-High amps switch for a more accurate arc control
- Arc Force Control (Basic cellulosic)
- Mig welding (CC – CV)
- Tig Lift Arc welding
- Emergency stop button
- Central lifting eye
- Fork-lift pockets

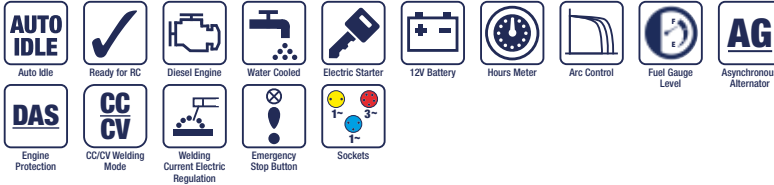


Stage V

### SPECIFICATIONS

Noise level	94 LWA (69dB at 7m)
DC welding	Current regulation: Electronic
	Duty Cycle @ 60%: 400A – 36V
	Duty Cycle @ 100%: 350A – 34V
	Stepless control (CC mode): 30A – 400A
	Open Circuit Voltage: 70V
	Max welding rod: 8mm
AC generator – 50Hz	Type: Asynchronous, Self-Excited and Self-Protected
	Three-phase power (max): 16.0kVA – 400V
	Single-phase power (max): 10.0kVA – 230V
	Single-phase power (max): 4.0kVA – 110V
	Power factor: cos $\varphi$ 0.8

Diesel Engine – 1500 rpm	Type: Yanmar 4TNV88 – 4 cylinder – 2190 cm <sup>3</sup>
	Max power: 24.1HP (18.0kWm)
	Starting system: Electric (12Vdc)
	Cooling system: Water
	Fuel tank capacity: 70 litres
	Fuel consumption @ 75%: 3.5 litres/hour
Insulation Class	H
Ambient temperature	40°C
Altitude	1000m
Mechanical Protection	IP23
Dimensions (L x W x H)	1645 x 755 x 1210 mm
Dry weight	700kg



## GEN-500Y MPM 500 Y Static

### FEATURES

- Welding processes: SMAW (stick) / TIG
- DAS, auto engine protection shutdown system with warning lights in the event of:
  - Battery charger failure
  - Low fuel level
  - Low oil pressure
  - High coolant temperature
- 1 x 32A 230V single-phase EEC
- 1 x 32A 110V single-phase EEC
- 1 x 16A 110V single-phase EEC
- Power output protection 12V battery
- Fuel level gauge
- Single-phase voltmeter
- Engine hourmeter
- 50/60Hz selector
- Emergency STOP button
- Remote control socket
- Arc Force Control switch
- Carbon Arc Gouging (CAG) socket
- Central lifting eye
- Fork-lift pockets



Stage V



Welder  
Generators

### SPECIFICATIONS

Noise level	95 LWA (70dB at 7m)
DC welding	Duty Cycle @ 60%: 450A – 38V
	Duty Cycle @ 100%: 400A – 36V
	Stepless control (CC mode): 30A – 500A
	Open Circuit Voltage: 70V
	Max welding rod: 8mm
AC generator – 50Hz	Type: Asynchronous, Self-Excited and Self-Protected
	Single-phase power: 10.0kVA – 230V / 5.0kVA – 115V
	Power factor: $\cos \varphi$ 0.8
AC generator – 60Hz	Type: Asynchronous, Self-Excited and Self-Protected
	Single-phase power: 10.0kVA – 240V / 5.0kVA – 120V
	Power factor: $\cos \varphi$ 0.8

Diesel Engine	
1500 rpm / 1800 rpm	Type: Yanmar 4TNV88 – 4 cylinder – 2190cm <sup>3</sup>
	Standby power: 24.1HP (18.0kWm) – 1500rpm
	29.4HP (21.6kWm) – 1800rpm
	Starting system: Electric (12VDC)
	Cooling system: Water
	Fuel tank capacity: 70 litres
	Fuel consumption @ 75%: 3.5 litres/hour
Insulation Class	H
Ambient temperature	40°C
Altitude	1000m
Mechanical Protection	IP23
Dimensions (L x W x H)	1855 x 737 x 1119 mm
Dry weight	895 kg

## LT 5000 Y Silent

Welder Generators

### FEATURES

- Control panel with: hour meter, Earth Leakage Circuit Breaker (ELCB), lamps switch;
- Auto engine protection shutdown system in case of: low oil pressure, battery charger failure;
- 230V - 16A EEC single-phase socket protected by circuit breaker
- Warning lights for: low oil pressure, battery charger failure, voltage ON;
- 12V battery
- Emergency stop button
- Fuel level gauge
- 3 stabilisers
- Two-wheels site tow undercarriage (GRT2W)
- Noise Directive: 2000/14/EC
- 8m lighting tower (340° rotation) with
  - 4 x 150 W LED lamps – 110.000 lm (Illuminated area: 3400psm)
  - Manual lifting

### OPTIONS

- Versions with different voltages
- 60Hz version
- 100/360 W LED lamps
- Floodlight with halogen lamps
- Engine heater
- Dusk sensor

### SPECIFICATIONS

Noise level	95 LWA (70 dB at 7m)
AC generator – 50Hz	Type: Synchronous
	Single-phase power (standby): 4.0kVA – 230V
	Single-phase power (standby): 3.6kVA – 230V
	Power factor: $\cos \varphi$ 0.8
Diesel Engine – 3000 rpm	Type: Yanmar L70V - STAGE V - 1 cylinder – 320 cm <sup>3</sup>
	Max power: 6.0HP (4.5kWm)
	Starting system: Electric (12VDC)
	Cooling system: Air
	Fuel tank capacity: 100 litres
	Fuel consumption @ 75%: 1.0 litres/hour

Insulation Class	H
Ambient temperature	40°C
Altitude	1000m
Mechanical Protection	IP23
Dimensions (L x W x H)	2548 x 1520 x 2488 mm
Maximum dimensions (L x W x H)	2548 x 2604 x 9040 mm
Dry weight	500kg



Stage V



## LT 7000 SSH-K Super Silent

### FEATURES

- Control panel with:
  - Hour meter
  - Fuel level gauge
  - Lamps switch
- Auto engine protection shutdown system in case of:
  - Low oil pressure
  - Battery charger failure
- 12V built-in battery
- 48V battery for lamps:
  - Type: Lithium Li-NMC
  - Power: 7.2kW
  - 48 Nominal Volts
  - 148 Amp
- Emergency stop button
- 5 stabilisers
- Two-wheels site tow undercarriage (GRT2W)
- 8 mt lighting tower (340° rotation) with manual lifting
- Bunded tank
- Fork lift pockets
- Lifting eyes



### OPTIONS

- Hydraulic lifting
- Engine heater
- Dusk sensor

### SPECIFICATIONS

Noise level	92LWA (67dB at 7m)
AC generator – 50Hz	Type: Permanent Magnets
	Three-phase power: 48V
Diesel Engine – variable rpm	Type: Kubota Z482 – 2 cylinder – 479cm <sup>3</sup>
	Max power: 11.1HP (8.3kWm) @ 3000rpm
	Starting system: Electric (12VDC)
	Cooling system: Water
	Fuel tank capacity: 100 litres
	Fuel consumption @ 80%: 2.6 litres/hour

Insulation Class	H
Ambient temperature	40°C
Altitude	1000m
Mechanical Protection	IP23
Dimensions (L x W x H)	2135 x 1650 x 2700 mm
Maximum dimensions (L x W x H)	2135 x 2740 x 9250 mm
Dry weight	830kg
Medium consumption per light/hours	0.28 l/h (4 x 150W) – 0.55 l/h (4 x 300W)
Battery recharging time	1h 40 l/h (4 x 150W) – 1h 55 l/h (4 x 300W)
Battery running time	12h 40 l/h (4 x 150W) – 6h l/h (4 x 300W)
Wind resistance	80km/h
Total running time (@100%)	350h (4 x 150W) – 190h (4 x 300W)

**GEN-001**  
**Two Wheels Site Tow Trailer**



**GEN-002**  
**Two Wheels Road Tow Trailer**



**GEN-003 – GEN 180DY**  
**GEN-003A – GEN 200DH**  
**Wheelbarrow Type Trolley**



**GEN-004**  
**Wire Feed Unit**  
4 x 4



**GEN-005**  
**Remote Control Kit**  
20m Cable



**GEN-006**  
**Reverse Polarity Switch Kit**



**Croc Earth Clamp & Cable Set**



**Electrode Holder & Cable Set**



Part No.	Description	Coil
<b>EC52SD</b>	200amp Earth Clamp Croc c/w 10-25 Dinse (25mm Cable)	5m
<b>EC52LD</b>	200amp Earth Clamp Croc c/w 35-50 Dinse (25mm Cable)	5m
<b>EC54LD</b>	400amp Earth Clamp Croc c/w 35-50 Dinse (50mm Cable)	5m

*Special builds available on request*

Part No.	Description	Coil
<b>EH52SD</b>	200amp Electric Holder c/w 10-25 Dinse (25mm Cable)	5m
<b>EH52LD</b>	200amp Electric Holder c/w 35-50 Dinse (25mm Cable)	5m
<b>EH54LD</b>	400amp Electric Holder c/w 35-50 Dinse (50mm Cable)	5m

*Special builds available on request*