

Machines **2**





Stealth
DIGI-MIG 300E

Stealth
DIGI-MIG 300E

30 A 20

SWP

SWP
Selected by
professionals

specialised
welding.co.uk

Contents

Stealth Mig Inverters

Digi-Mig 200 LCD PFC	46
Digi-Multi Mig 200 Pro	47
Digi-Mig 250-1 Phase	48
Digi-Mig 250-3 LCD	49
Digi-Mig 250-3 Phase	50
Digi-Mig 300E	51
Digi-Mig 315 Compact	52
Digi-Multi Mig 400F	53
Digi-Mig 500F LCD	54

Stealth Tig Inverters

Digi-Tig 200 DC Pulse PFC MV	55
Digi-Tig 250-3 DC Pulse	56
Digi-Tig 200 AC/DC Pulse PFC MV	57
Digi-Tig 320 AC/DC Pulse	58
Digi-Mig & Digi-Tig Accessories	59

Stealth Arc Inverters

Digi-Arc 175 LT	60
Digi-Arc 205 LT	61
Digi-Arc 205 DV CEL	62

Stealth Plasma Cutters

Digi-Cut 42 PFC	63
Digi-Cut 60	64
Digi-Cut 65 CNC	65
Digi-Cut 100 CNC	66

ProLine Professional Mig Welding

Mig 181	67
Mig 220	68
Mig 241	69
Mig 271	70
Mig 311	71
Mig 311S + WF400	72
Mig 325	73
Mig 300S + WF400	74
Mig 420S + WF400	75
Mig 450S + WF500/4	76

RedLine Automotive Mig Welding

Mig 170 Turbo	77
Mig 180 Turbo	77
Mig 210 Turbo	77
Mig 280/4 Turbo	78

CEA Premium Plasma Cutters

Shark 35 Compressor	79
Shark 45 PFC	80
Shark 75	81
Shark 105	82
Shark 125	83
Shark 155	84

CEA Premium Plasma Torches

SK25	86
SK65	87
SK75	88
SK125	89
SK165	90



ø 203mm (5kg)
ø 102mm (1kg)



LCD
320 x 480 TFT



SYN
Synergic



0.99
Power Factor Correction



3 PROOF
Moisture ✓
Salt spray ✓
Corrosion ✓



VRD safe
Voltage Reduction Device



MCU
MCU control system



SPOOL GUN
Spool Gun



90-275V
50/60HZ
Input Voltage



IMachines
Generator friendly

9005H Digi-Mig 200 LCD PFC Multiprocess – 110V/230V

FEATURES

- LCD displays 260,000 true colours
- Power factor more than 0.99
- Multiple advantages such as energy saving and wider input voltage
- Works with 110V and 230V
- Capable of loading up to 5kg spool
- Waveform control for added stability of the arc – even at low currents
- Equipped with temperature, voltage and current sensors for high protection
- M25-3 torch and 2068 regulator included



SPECIFICATIONS

Input power voltage (V)	110/230±10%					
Frequency (Hz)	50/60					
	MIG		TIG		MMA	
Effective current – 110V	23.4		17.7		17.7	
Effective current – 230V	17.7		13.9		20.2	
	MIG	TIG	MMA	MIG	TIG	MMA
Rated input current (A)	37	28	28	28	22	32
Duty cycle (A) (40°C 10 min)	40% @ 140		40% @ 100		40% @ 200	
	60% @ 115		60% @ 85		60% @ 165	
	100% @ 90		100% @ 65		100% @ 130	
No load voltage – limited (V)	67 (MIG) 14 (TIG/MMA)					
Welding current range (A)	25~140 (MIG 110V)			25~200A (MIG 230V)		
Welding voltage range (V)	10~21 (MIG 110V)			10~27V (MIG 230V)		
Efficiency (%)	80					
Power factor	0.99					
Insulation class	H					
Protection class	IP23					
Cooling	Air					
Overall dimensions (mm)	560 x 220 x 410					
Weight (kg)	15.5					
Accessories included	3m Argon hose, 3m earth return lead					

ACCESSORY KIT

9862H

Air Cooled Tig Package consisting of:

- ET17-12SZ Torch
- WP17AK Accessory Kit
- D3595-1-1 Tig Adaptor
- WE25/12 12 Pin Plug (Pins 2 & 3)





ø 300mm (20kg)



320 x 480 TFT



240V/110V



550V Tested in production



Voltage Reduction Device



MCU control system



Spool Gun



Moisture ✓ Salt spray ✓ Corrosion ✓



Generator friendly

Stealth

Machines

9015H Digi-Multi Mig 200 Pro 4-in-1 Multi-process

FEATURES

- Multiple process with just one machine
- Compact and complete
- Direct selection of SYN parameters and intuitive setting of parameters can increase efficiency and productivity

PROCESS

- MIG SYN
- MIG MANUAL
- TIG AC PULSE (LIFT TIG/HF TIG)
- TIG DC PULSE (LIFT TIG/HF TIG)
- STICK AC
- STICK DC



SPECIFICATIONS

Input power voltage (V)	110/230±10%		
Frequency (Hz)	50/60		
	MIG	TIG	MMA
Effective current – 110V	20.5	19.8/19.3 (AC/DC)	19.2/20.2 (AC/DC)
Effective current – 230V	15.4	12.2/12.1 (AC/DC)	15.2/16.7 (AC/DC)
Duty cycle (A) (40°C 10 min) – 110V	30% @ 200 60% @ 145 100% @ 110	30% @ 200 60% @ 145 100% @ 110	30% @ 200 60% @ 145 100% @ 110
– 220V	30% @ 140 60% @ 100 100% @ 80	30% @ 160 60% @ 115 100% @ 90	25% @ 130 60% @ 85 100% @ 65
No load voltage – limited (V)	72V		
Welding current range (A) – 110V	30~140	10~160	10~130
– 230V	30~200	10~200	10~200
Welding voltage range (V) – 110V	15.5~21	10.4~16.4	20.4~25.2
– 230V	15.5~24	10.4~18	20.4~28
Efficiency (%)	80		
Power factor	0.99		
Insulation class	H		
Protection class	IP21S		
Cooling	Air		
Overall dimensions (mm)	610 x 220 x 410		
Weight (kg)	21		
Accessories included	3m Argon hose, 3m earth return lead		

ACCESSORY KIT

9862H

Air Cooled Tig Package consisting of:

- ET17-12SZ Torch
- WP17AK Accessory Kit
- D3595-1-1 Tig Adaptor
- WE25/12 12 Pin Plug (Pins 2 & 3)



ø 300mm (15kg)



Heavy Duty Cycle



Heavy Duty



Generator friendly

Stealth

Machines

9006H Digi-Mig 250-1

FEATURES

- Waveform control for added arc stability – even at low currents
- Equipped with temperature, voltage and current sensors for high protection
- Capable of loading up to 15kg spool
- 4 rolls wire feeder fitted as standard
- Burnback control
- M25-3 torch and 2068 regulator included



SPECIFICATIONS

Input power voltage (V)	1~230
Frequency (Hz)	50/60
Maximum (KVA)	11.5
Effective input current (A)	38.7
Welding voltage range (V)	16.5~26.5
Maximum no-load voltage (V)	47
Duty cycle (A) (40°C 10 min)	60% @ 250
	100% @ 200
Protection class	Ip23
Efficiency (%)	85
Insulation class	H
Cooling	Air
Overall dimensions (mm)	655 x 243 x 445
Weight (kg)	23
Accessories included	3m Argon hose, 3m earth return lead



Stealth

Machines

9003H Digi-Mig 250-3 LCD Multiprocess

FEATURES

- Capable of loading up to 5kg spool
- Waveform control for added stability of the arc – even at low currents
- Equipped with temperature, voltage and current sensors for high protection
- Optional trolley and water cooling unit
- 260,000 true colours
- M25-3 torch and 2068 regulator included



SPECIFICATIONS

Input power voltage (V)	3~400		
	MIG	TIG	MMA
Maximum (KVA)	11.7	9.2	12.9
Effective input current (A)	13.0	10.0	14.4
Duty cycle (A) (40°C 10 min)	60% @ 250 100% @ 195		
Welding current range (A)	25~250	10~250	10~250
Welding voltage range (V)	14.8~26.5	21S	21S
Protection class	Ip23		
Efficiency (%)	80		
Insulation class	H		
Cooling	Air		
Overall dimensions (mm)	700 x 250 x 460		
Weight (kg)	29		
Accessories included	3m Argon hose, 3m earth return lead, 3m electrode lead		

ACCESSORY KIT

9832H

Air Cooled TIG Package consisting of:

- ET26-12SZ Torch
- WP18AK Accessory Kit
- D3595-1-1 TIG Adaptor
- WE25/12 12 Pin Plug (Pins 2 & 3)



∅ 300mm (15kg)



Heavy Duty Cycle



550V Tested in production



Phase Loss Protection



3 Phase 400V



Synergic



Generator friendly

Stealth

Machines

9008H Digi-Mig 250-3 Multiprocess Single/Dual Pulse

FEATURES

- Devoted pulse curves activate for aluminium, mild steel, stainless steel and CuSi3
- Waveform control for added stability of the arc – even at low currents
- Variable amperage control with digital meter for simultaneous welding current and voltage display
- Equipped with temperature, voltage and current sensors for high protection
- Optional trolley and water cooling unit
- 4-roll feeder
- M25-3 torch and 2068 regulator included



SPECIFICATIONS

Input power voltage (V)	3~400		
	MIG	TIG	MMA
Maximum (KVA)	10.5	9.2	12.6
Effective input current (A)	14.0	12.5	15.5
Duty cycle (A) (40°C 10 min)	60% @ 250 100% @ 195		
Maximum no-load voltage (V)	80	93	93
Welding current range (A)	15~250	10~250	10~250
Protection class	Ip21S		
Efficiency (%)	80		
Insulation class	H		
Cooling	Air		
Overall dimensions (mm)	670 x 243 x 445		
Weight (kg)	26		
Accessories included	3m Argon hose, 3m earth return lead		

ACCESSORY KIT

9832H

Air Cooled TIG Package consisting of:

- ET26-12SZ Torch
- WP18AK Accessory Kit
- D3595-1-1 TIG Adaptor
- WE25/12 12 Pin Plug (Pins 2 & 3)



ø 300mm (20kg)



DUTY CYCLE
60%
Heavy Duty
Cycle



IGBT Module



PROTEC
140V
550V
Tested in
production



PLP
safe
Phase
Loss
Protection



3 PHASE
50/60Hz
3 Phase
380V/400V
415V/440V
50Hz/60Hz



Generator friendly

9395H Digi-Mig 300E Air Cooled

FEATURES

- Programmable syn standard Mig
MMA >5mm electrode
- Large LCD display
- 4 rolls wire feed for 15kg spool
- 2T – 4T trigger action
- Pre and post gas flow
- M36-3 torch and 2068 regulator
included



SPECIFICATIONS

Input power voltage (V)	3 x 400
Supply current max. (A)	16
Rated power (kVA)	11.1
Fuse, slow (A)	T 16
No load voltage (V)	65
Welding current range (A)	30–300
Duty cycle (A)	40% @ 300 60% @ 250 100% @ 200
Wire speed (m/min)	0.6 – 22
Welding wire diameter (mm)	0.8 – 1.2
Efficiency (%)	87
Power factor	0.95
Insulation class	H
Protection class	IP21
Cooling	Air
Overall dimensions (mm)	795 x 540 x 700
Weight (kg)	31.0
Accessories included	Eco 36-3 torch, 3m Argon hose, 3m earth lead



∅ 300mm (20kg)



Heavy Duty Cycle



IGBT Module
Increased reliability



550V Tested in production



PLP safe
Phase Loss Protection



3 Phase
380V/400V
415V/440V
50Hz/60Hz



Generator friendly

Stealth

Machines

9004H Digi-Mig 315 Compact

FEATURES

- Heavy industrial use
- Waveform control for added stability of the arc – even at low currents
- Variable amperage control with digital meter for simultaneous welding current and tension display
- Equipped with temperature, voltage and current sensors for high protection
- Optional trolley and water cooling unit
- M36-3 torch and 2068 regulator included
- 4 roll drive



SPECIFICATIONS

Input power voltage (V)	3~400
Rated input current (A)	16.5
Effective current (A)	13
Duty cycle (A) (40°C 10 min)	40% @ 315
	60% @ 250
	100% @ 200
Maximum no-load voltage (V)	74
Welding current range (A)	50~315
Welding voltage range (V)	16.5~30
Protection class	Ip21S
Efficiency (%)	89
Insulation class	H
Cooling	Air
Overall dimensions (mm)	700 x 240 x 450
Weight (kg)	25.6
Accessories included	3m Argon hose, 3m earth return lead



ø 300mm (15kg)



3 PHASE
50/60Hz
3 Phase
400V
50Hz/60Hz



550V
Tested in
production



Heavy Duty
Cycle



Phase
Loss
Protection



IGBT Module

Stealth

Machines

9396H-AC Air Cooled 9396H-WC Water Cooled Digi-Multi Mig 400F DC Inverter

FEATURES

- Waveform control for added arc stability, even at low currents
- Equipped with temperature, voltage and current sensors
- Variable amperage control with digital meter for a simultaneous welding current and tension display
- M501-4 torch and 2068 regulator included with water cooled package
- M36-3 and 2068 regulator included with air cooled package
- 5m interconnecting cables
- 10m interconnecting cables available – 9396H-98 A/C, 9396H-99 W/C

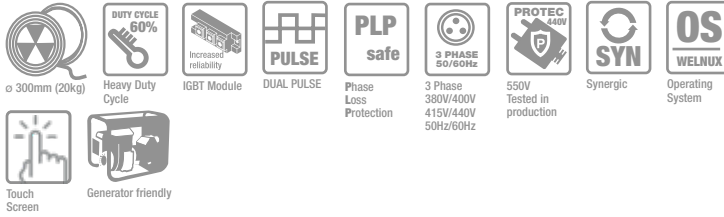
MMA FUNCTION LATE 2022

SPECIFICATIONS

Input power voltage (V)	3~400±10%
Frequency (Hz)	50/60
Maximum (KVA)	21.3
Effective input current (A)	24
Welding voltage range (V)	16-34
Maximum no-load voltage (V)	68
Duty cycle (A) (40°C 10 min)	60% @ 400 100% @ 310
Protection class	Ip21S
Efficiency (%)	88
Insulation class	H
Cooling	Air / Water
Overall dimensions (mm)	630 x 240 x 450
Weight (kg)	23.0
Accessories included	3m earth return lead



NB: 9396H-WC water cooled version illustrated



Stealth

Machines

9014H-AC Air Cooled 9014H-WC Water Cooled **Digi-Mig 500F LCD** Dual Pulse

FEATURES

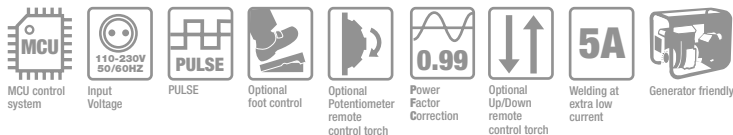
- Heavy industrial use
- Waveform control for added stability of the arc – even at low currents
- Variable amperage control with digital meter for simultaneous welding current and tension display
- Equipped with temperature, voltage and current sensors for high protection
- Optional trolley and water cooling unit
- M501-4 torch and 2068 regulator included
- M36-3 and 2068 regulator included with air cooled package

**AVAILABLE
LATE 2022**



SPECIFICATIONS

Input power voltage (V)	3~400		
	MIG	TIG	MMA
Rated input power (KW)	23	18	23
Rated input power (A)	41.4	34.4	41.8
Effect current (A)	32.1	26.6	32.6
Duty cycle (A) (40°C 10 min)	60% @ 500		
	100% @ 400		
No load voltage (V)	87	92.6	95.8
Welding current range (A)	10-500		
Welding voltage range (V)	10-50		
Protection class	IP23		
Efficiency (%)	85		
Insulation class	H		
Cooling	Air		
Overall dimensions (mm)	605 x 240 x 445		
Weight (kg)	31.5		
Accessories included	3m Argon hose, 3m earth return lead		



Stealth

Machines

9010H Digi-Tig 200 DC Pulse PFC MV Multi Voltage – 110V/230V

FEATURES

- Tig/MMA functions
- Full digital control panel
- Slope in / Slope out
- 2T - 4T trigger function
- 0.5 - 200 pulse frequency



■ Carry Case Supplied



SPECIFICATIONS

Input power voltage	110±10%		230±10%	
	TIG	MMA	TIG	MMA
Effective input current (A)	24	30	16	18
Maximum (KVA)	4.2		6.85	
Input voltage frequency (Hz)	50/60			
No load voltage (V)	66			
Current adjustment range (A)	5-130		5-200	
Duty cycle (A) (40°C 10 min)	35% @ 110	30% @ 110	35% @ 180	25% @ 180
	60% @ 85	60% @ 80	60% @ 140	60% @ 120
	100% @ 65	100% @ 65	100% @ 110	100% @ 100
Protection class	Ip21S			
Insulation class	H			
Up slope/Down slope (S)	0-10			
Pulse width range (%)	5-95			
Post-gas time adjustment range (S)	0-10			
Power factor	0.99			
Overall dimensions (mm)	500 x 150 x 280			
Weight (kg)	9.5			
Accessories included	3m Argon hose, Amphenol plug, 3m earth return lead			

ACCESSORY KITS

9821H

Air Cooled Tig Package consisting of:

- ET17-12SZ Torch
- WP17AK Accessory Kit
- D3595-1-1 Tig Adaptor
- EH32LD Electrode Lead 3m
- WE25/12 12 Pin Plug (Pins 8 & 9)

9822H

Water Cooled Tig Package consisting of:

- ET20-12SZ Torch
 - WP20AK Accessory Kit
 - D3595-1-1 Tig Adaptor
 - 9829 3/8" Quick Disconnect Adaptor Kit (consists of 2 x M5028 quick release nipples and ECK31 hose clamp)
 - EH32LD Electrode Lead 3m
 - WE25/12 12 Pin Plug (Pins 8 & 9)
- IMPORTANT** – Water cooled torch will exceed maximum amperage of this machine



Easy Arc Striking



Remote foot control



DC PULSE



MCU control system



Increased reliability



Heavy Duty Cycle



Optional Potentiometer remote control torch



3 Phase 380V/400V 415V/440V 50Hz/60Hz



Optional Up/Down remote control torch



Moisture ✓
Salt spray ✓
Corrosion ✓



Wireless Remote Control



550V Tested in production



Phase Loss Protection



Generator friendly

Stealth

Machines

9013H-AC Air Cooled 9013H-WC Water Cooled Digi-Tig 250-3 DC Pulse

FEATURES

- Heavy industrial use
- Selectable pre/post slope time
- Selectable up/down slope time
- MMA/LIFT TIG/HF TIG
- High performance on ultra thin surfaces with no deformation using pulse
- Equipped with temperature, voltage and current sensors for high protection
- High duty cycle for industrial applications
- Optional trolley and water cooling unit

SPECIFICATIONS

Input power voltage	3-400	
	TIG	MMA
Rated input power (A)	6.0	8.6
Rated input current (A)	14	18
Effective current (A)	11	14
Duty cycle (A) (40°C 10 min)	60% @ 250	100% @ 195
No load voltage (V)	70	
Welding current range (A)	5-250	
Up/Down slope (S)	0-10	
Pre/Post flow (S)	0-2 / 0-10	
Pulse frequency (Hz)	0.5-200	
Pulse width range (%)	5-95	
Weight (kg)	10.5	
Dimensions (mm)	600 x 190 x 340	
Accessories included	3m Argon hose, Amphenol plug, 3m earth return lead	



ACCESSORY KITS

9822H

Water Cooled Tig Package consisting of:

- ET20-12SZ Torch
- WP20AK Accessory Kit
- D3595-1-1 Tig Adaptor
- 9829 3/8" Quick Disconnect Adaptor Kit (consists of 2 x M5028 quick release nipples and ECK31 hose clamp)
- EH32LD Electrode Lead 3m
- WE25/12 12 Pin Plug (Pins 8 & 9)

IMPORTANT – Water cooled torch will exceed maximum amperage of this machine

9828H

Water Cooled Tig Package consisting of:

- ET18-12SZ Torch
- WP18AK Accessory Kit
- D3595-1-1 Tig Adaptor
- 9829 3/8" Quick Disconnect Adaptor Kit (consists of 2 x M5028 quick release nipples and ECK31 hose clamp)
- EH32LD Electrode Lead 3m
- WE25/12 12 Pin Plug (Pins 8 & 9)

IMPORTANT – Water cooled torch will exceed maximum amperage of this machine

9827H

Air Cooled Tig Package consisting of:

- ET26-12SZ Torch
- WP18AK Accessory Kit
- D3595-1-1 Tig Adaptor
- EH32LD Electrode Lead 3m
- WE25/12 12 Pin Plug (Pins 8 & 9)

IMPORTANT – Maximum operating amps on this package are 200 DC and 150 AC



MCU control system



Input Voltage
110-230V
50/60HZ



Power Factor Correction
0.99



Optional foot control



Optional Potentiometer remote control torch



PULSE



Optional Up/Down remote control torch



Welding at extra low current



Generator friendly

Stealth

Machines

9011H Digi-Tig 200 AC/DC Pulse PFC MV

110V/230V

FEATURES

- Full digital control panel
- 0.5 - 200 pulse frequency
- Multi AC wave form choices
- Welds all forms of steels – including aluminium



SPECIFICATIONS

Input power voltage	110±10%		230±10%	
AC/DC	+MMA	+TIG	+MMA	+TIG
Effective input current – AC (A)	20	26	22	16
Effective input current – DC (A)	21	27	19	12
Maximum (KVA)	4.2		7.4	
Input voltage frequency (Hz)	50/60			
No load voltage (V)	68			
	MMA	TIG	MMA	TIG
Current adjustment range (A)	5-130	5-160	5-200	5-200
	MMA	TIG	DC	AC
Duty cycle (A) (40°C 10 min)	30% @ 130		35% @ 200	
	60% @ 110	60% @ 160	60% @ 140	60% @ 200
	100% @ 80	100% @ 125	100% @ 110	100% @ 155
Protection class	Ip23			
Insulation class	H			
Slope out (S)	0-10			
Pulse width range (%)	5-95			
Pre-gas time adjustment range (S)	0.1-10			
Post-gas time adjustment range (S)	0-10			
Overall dimensions (mm)	545 x 190 x 355			
Weight (kg)	15			
Accessories included	3m Argon hose, Amphenol plug, 3m earth return lead			

ACCESSORY KITS

9827H

Air Cooled Tig Package consisting of:

- **ET26-12SZ** Torch
- **WP18AK** Accessory Kit
- **D3595-1-1** Tig Adaptor
- **EH32LD** Electrode Lead 3m
- **WE25/12** 12 Pin Plug (Pins 8 & 9)

IMPORTANT – Maximum operating amps on this package are 200 DC and 150 AC

9828H

Water Cooled Tig Package consisting of:

- **ET18-12SZ** Torch
- **WP18AK** Accessory Kit
- **D3595-1-1** Tig Adaptor
- **9829** 3/8" Quick Disconnect Adaptor Kit (consists of 2 x M5028 quick release nipples and ECK31 hose clamp)
- **EH32LD** Electrode Lead 3m
- **WE25/12** 12 Pin Plug (Pins 8 & 9)

IMPORTANT – Water cooled torch will exceed maximum amperage of this machine



Easy Arc Striking



3 Phase 400V 50Hz/60Hz



Heavy Duty Cycle



Optional foot control



Phase Loss Protection



Optional Up/Down remote control torch



PULSE



Welding at extra low current



Generator friendly

Stealth

9012H Digi-Tig 320 AC/DC Pulse Three Phase

FEATURES

- Full digital control panel
- 2T - 4T trigger function
- 0.5 - 200 pulse frequency
- Multi AC wave form choices
- Welds all forms of steels – including aluminium
- Fitted with power off-take for water cooler



SPECIFICATIONS

Input power voltage	3/400±10%	
	TIG	MMA
Effective input current – AC (A)	15	16
Effective input current – DC (A)	16	21
Maximum (KVA)	13	
Input voltage frequency (Hz)	50	
No load voltage (V)	73.8	72.4
Current adjustment range (A)	10-320	
Duty cycle (A) (40°C 10min)	60% @ 320	
	100% @ 250	
Arc – Starting	HF/LIFT	
Protection class	Ip23	
Insulation class	H	
Slope out (S)	0-10	
Clean width (%)	5-95	
Pre-gas time adjustment range (S)	0.1-2	
Post-gas time adjustment range (S)	0-10	
Clearance effect (%)	5-95	
Efficiency (%)	≥85	
Overall dimensions (mm)	570 x 240 x 385	
Weight (kg)	25	
Accessories included	3m Argon hose, Amphenol plug, 3m earth return lead	

ACCESSORY KITS

9827H

Air Cooled Tig Package consisting of:

- **WP26-12SZ** Torch
- **WP18AK** Accessory Kit
- **D3595-1-1** TIG Adaptor
- **EH32LD** Electrode Lead 3m
- **WE25/12** 12 Pin Plug (Pins 8 & 9)

IMPORTANT – Maximum operating amps on this package are 200 DC and 150 AC

9828H

Water Cooled Tig Package consisting of:

- **WP18-12SZ** Torch
- **WP18AK** Accessory Kit
- **D3595-1-1** TIG Adaptor
- **9829** 3/8" Quick Disconnect Adaptor Kit (consists of 2 x M5028 quick release nipples and ECK31 hose clamp)
- **EH32LD** Electrode Lead 3m
- **WE25/12** 12 Pin Plug (Pins 8 & 9)

IMPORTANT – Water cooled torch will exceed maximum amperage of this machine



9824H
Welding Trolley for
Digi-Tig 320 AC/DC
& Digi-Mig 400 / 500



FUTWELDCART
Welding Trolley

9825H
New – Due 2022
Welding Trolley for
Digi-Tig 320 AC/DC
& Digi-Mig 400 / 500



9826H
Foot Switch



9819H
5 litre Water Cooler
■ 415V
■ Water level visible on front panel
■ For Mig or Tig water cooled torch

9820H
4 litre Water Cooler
■ 415V
■ Water level visible on front panel
■ For Mig or Tig water cooled torch
■ For 9013H Digi-Tig 250-3



9818H
Toolbox



Input Voltage



Moisture ✓
Salt spray ✓
Corrosion ✓



MCU control system



Generator friendly

Stealth

IMachines

9021H Digi-Arc 175 LT 230V

FEATURES

- Digital display
- Built-in hot start, anti sticking and arc force
- Lift/Tig facility
- Carry case can be supplied as an optional extra (9029)



SPECIFICATIONS

Input power voltage (V)	230±10%	
Frequency (Hz)	50/60	
	MMA	TIG
Effective input current (A)	17	24
Maximum (KVA)	8.5	
Current adjustment range (A)	10-160	
Maximum no-load voltage (V)	62	
Duty cycle (A) (40°C 10 min)	40% @ 160	
	60% @ 135	
	100% @ 105	
Efficiency (%)	≤80	
Protection class	Ip23	
Insulation class	H	
Cooling	Air	
Electrode diameter (mm)	1.6-4.0	
Electrode type	6013, 7018, etc	
Overall dimensions (mm)	362 x 148 x 280	
Weight (kg)	4.5	
Accessories included	3m earth return lead, 3m electrode lead	

ACCESSORY KIT

9806

Scratch Start Tig Package consisting of:

- ET17V-12 Torch
- WP17AK Accessory Kit
- D3595-1-3MT Extended Tig Adaptor



Input Voltage



Heavy Duty Cycle



Generator friendly

9023H Digi-Arc 205 LT 230V

FEATURES

- Excellent duty cycle
- Digital display
- Built-in hot start, anti sticking and arc force
- Lift/Tig facility



■ Carry Case Supplied



SPECIFICATIONS

Input power voltage (V)	230±10%	
Frequency (Hz)	50/60	
	TIG	MMA
Effective input current (A)	25	37
Maximum (KVA)	10.8	
Current adjustment range (A)	10-200	
Maximum no-load voltage (V)	61	
Duty cycle (A) (40°C 10 min)	60% @ 200	
	100% @ 155	
Efficiency (%)	≤85	
Protection class	Ip23	
Insulation class	H	
Cooling	Air	
Electrode diameter (mm)	1.6-5.0	
Electrode type	6013, 7018, etc	
Overall dimensions (mm)	392 x 148 x 280	
Weight (kg)	6.2	
Accessories included	3m earth return lead, 3m electrode lead	

ACCESSORY KIT

9807

Scratch Start Tig Package consisting of:

- ET26V-12 Torch
- WP18AK Accessory Kit
- D3595-1-3MT Extended Tig Adaptor



Input Voltage



Generator friendly

Stealth

IMachines

9024H

Digi-Arc 205 DV CEL

Cellulosic Model – 110V/230V

FEATURES

- Ideal for all cellulosic rods, ie E6010
- Excellent duty cycle
- Digital display
- Hot start on MMA
- Lift/Tig facility
- Variable arc force for easy electrode striking
- OCV: DC74V



■ Carry Case Supplied



SPECIFICATIONS

	110V	230V
Minimum fuse rating (A)		24
I1 max (A)		45.5
Generator friendly		+ / - 10%
Input power voltage (V)	110	230
Rated input power capacity (KVA)	3.8	6.6
Input voltage frequency (Hz)		50/60 Hz
Output current rate (A)	10-120	10-200
Duty cycle (A) (40°C 10 min)	95 @ 100%	155 @ 100%
	120 @ 60%	200 @ 60%
Protection class		Ip21S
Diameter of rod (mm)	1.6-2.5	1.6-5.0
Overall dimensions (mm)	380 x 160 x 250	
Weight (kg)	7.5	
Accessories included	3m earth clamp and cable, 3m electrode holder and cable	

ACCESSORY KIT

9807

Scratch Start Tig Package consisting of:

- ET26V-12 Torch
- WP18AK Accessory Kit
- D3595-1-3MT Extended Tig Adaptor



See Consumables page 27 for details of E6010 Electrodes



Input Voltage



Power Factor Correction



Generator friendly

9030H Digi-Cut 42 PFC Multi Voltage – 110V/230V

FEATURES

- Generator friendly
- Contact arc striking
- Complete with air regulator
- Clean cuts to 15mm



■ Carry Case Supplied



■ PC7100H
Plasma torch included



■ Recommended Compressor at 100% Duty Cycle:
BA3/200BS1 or **BA3/200BS3** (not included)
See Air Equipment page 408 for details

SPECIFICATIONS	110V	230V
Input power voltage (V)	110±10%	230±10%
Frequency (Hz)		50/60
Effective input current (A)	20.4	16
Maximum (KVA)	3.8	5.2
Current adjustment range (A)	20-30	20-40
Maximum no-load voltage (V)		320
Duty cycle (A) (40°C 10 min)	35% @ 30	50% @ 40
	60% @ 22	60% @ 36
	100% @ 20	100% @ 30
Severance cut for carbon steel (mm)	≤20	≤25
Production cut for carbon steel (mm)	≤10	≤15
stainless steel (mm)	≤10	≤15
aluminium (mm)	≤8	≤12
copper (mm)	≤6	≤10
Air operating pressure (psi)	50-90 (3.5-6 bar)	
Air operating flow (l/min)	160 (5.65 cfm)	
Protection class	Ip23	
Insulation class	H	
Cooling	Air	
Overall dimensions (mm)	480 x 148 x 292	
Weight (kg)	8	
Accessories included	3m earth return lead, 3m gas hose	



Input Voltage



Generator friendly

Stealth

Machines

9031H Digi-Cut 60 Single Phase

FEATURES

- Lightweight
- Auto over voltage, over temperature and over current protection
- Includes air pressure regulator
- Contact arc striking



SPECIFICATIONS

Input power voltage (V)	230±10%
Frequency (Hz)	50/60
Effective input current (A)	40
Maximum (KVA)	9.5
Current adjustment range (A)	20-60
Maximum no-load voltage (V)	400
Duty cycle (A) (40°C 10 min)	95% @ 60
	100% @ 58
Severance cut for carbon steel (mm)	≤35
Production cut for carbon steel (mm)	≤25
stainless steel (mm)	≤25
aluminium (mm)	≤20
copper (mm)	≤14
Air operating pressure (psi)	50-90 (3.5-6 bar)
Air operating flow	160
Protection class (l/min)	Ip23 (5.65 cfm)
Insulation class	H
Cooling	Air
Overall dimensions (mm)	650 x 243 x 445
Weight (kg)	23
Accessories included	3m earth return lead, 3m gas hose



■ **PC7100H**
Plasma torch included



■ Recommended Compressor at 100% Duty Cycle:
BA55/270BS3 (not included)
See Air Equipment page 408 for details



Power Factor Correction



CNC option



Generator friendly

9033H Digi-Cut 65 CNC

Three Phase

FEATURES

- Generator friendly
- Contact arc striking
- Complete with air regulator
- Clean cuts to 15mm



SPECIFICATIONS

Input power voltage (V)	3-400
Frequency (Hz)	50/60
Effective input current (A)	18
Maximum (KVA)	13.5
Current adjustment range (A)	20-65
Maximum no-load voltage (V)	450
Duty cycle (A) (40°C 10 min)	90% @ 65
	100% @ 61
Severance cut for carbon steel (mm)	≤35
Production cut for carbon steel (mm)	≤25
stainless steel (mm)	≤25
aluminium (mm)	≤20
copper (mm)	≤14
Air operating pressure (psi)	50-90 (3.5-6 bar)
Air operating flow	160
Protection class (l/min)	Ip23 (5.65 cfm)
Insulation class	H
Cooling	Air
Overall dimensions (mm)	640 x 240 x 445
Weight (kg)	24
Accessories included	3m earth return lead, 3m gas hose



■ **PC7200H**
Heavy Duty Plasma torch included



■ Recommended Compressor at 100% Duty Cycle:
BA55/270BS3 (not included)
See Air Equipment page 408 for details



3 Phase
400V
50Hz/60Hz



CNC option



MCU control
system



Phase
Loss
Protection



Generator
friendly

Stealth

Machines

9032H Digi-Cut 100 CNC

Three Phase

FEATURES

- 45mm production cut
- Auto over voltage, over temperature and over current protection
- Includes air pressure regulator
- Contact arc striking



SPECIFICATIONS

Input power voltage (V)	3/400±10%
Frequency (Hz)	50/60
Maximum (KVA)	19.4
Rated input current (A)	28
Current adjustment range (A)	20-100
Maximum no-load voltage (V)	420
Duty cycle (A) (40°C 10 min)	100% @ 100
Severance cut for carbon steel (mm)	≤55
Production cut for carbon steel (mm)	≤45
stainless steel (mm)	≤45
aluminium (mm)	≤36
copper (mm)	≤20
Air operating pressure (psi)	50-90 (3.5-6 bar)
Air operating flow (l/min)	260 (9.18 cfm)
Protection class	Ip23
Insulation class	H
Cooling	Air
Overall dimensions (mm)	690 x 243 x 445
Weight (kg)	30.5
Accessories included	3m earth return lead + 3m gas hose



■ **PC7200H**
Plasma torch included



■ Recommended Compressor at 100% Duty Cycle:
BA55/270BS3 (not included)
See Air Equipment page 408 for details

9346 ProLine Mig 181

The MIG 181 is a versatile and robust single phase welding machine ideally suited to light or medium fabrication. On maximum power and maximum duty cycle the MIG 220 consumes only 5kVA – requiring only a 16A fuse and can be used on site from a 6kVA generator. Variable speed four roll wire feed is achieved through all-gearred drive system, minimising the risk of wire slip to create uniform welds.

MIG 181 FEATURES

- Copper wound transformer and choke
- Forced air fan cooling
- Overload warning indicator
- Accepts 5 or full 15kg wire reels
- Robust front and rear wheels
- Euro professional welding torch
- Robust steel feed mechanism
- Excellent for thin steel
- Stainless Steel and MIG brazing capabilities
- Soft arc technology
- M15-3 torch and 2068 regulator included
- 2-roll wire feed system
- Torch holder included (W105)



■ **W105** Torch holder

SPECIFICATIONS

Mains connection (V)	1-230
Minimum fuse rating (A)	16
Welding Current (A)	40-165
Voltage steps	6
Duty Cycle (A)	100% @ 60
	60% @ 90
	20% @ 165
Welding wire diameter (mm)	0.6-0.8
Overall dimensions (mm)	830 x 302 x 780
Weight (kg)	56

9348 ProLine Mig 220

The MIG 220 is a versatile and robust single phase welding machine ideally suited to light or medium fabrication. On maximum power and maximum duty cycle the MIG 220 consumes only 5kVA – requiring only a 16A fuse and can be used on site from a 6kVA generator. Variable speed four roll wire feed is achieved through all-g geared drive system, minimising the risk of wire slip to create uniform welds.

MIG 220 FEATURES

- Large cabinets can accept full height gas cylinder
- Heavy duty front and rear wheels for increased stability
- Copper wound transformer and choke
- Forced air fan cooling
- Overload warning indicator
- Double support straps for gas cylinder
- Infinitely variable wire speed
- Spot weld timer
- Soft arc technology
- M25-3 torch and 2068 regulator included
- All geared 4-roll metal cast feed system
- Digital volt and amp meter
- Torch holder included (W105)



■ 4-roll wire feeder



■ **W105** Torch holder

SPECIFICATIONS

Mains connection (V)	1-230
Minimum fuse rating (A)	16
Welding current (A)	30-220
Voltage steps	12
Duty cycle (A)	100% @ 70
	60% @ 100
	20% @ 190
Welding wire diameter (mm)	0.6-0.8
Overall dimensions (mm)	830 x 302 x 780
Weight (kg)	58

PROLINE

Machines

9355 ProLine Mig 241

The MIG 241 is a versatile and robust single phase welding machine ideally suited to light or medium fabrication. On maximum power and maximum duty cycle the MIG 241 consumes only 7.8kVA and requires only a 20A fuse and can be used in the field from a 8kVA generator. Variable speed four roll wire feed is achieved through all-geared drive system, minimising the risk of wire slip to create uniform welds.

MIG 241 FEATURES

- 2 step/4 step latch facility
- Burnback control
- Gas purge
- Large cabinets can accept full height gas cylinder
- Heavy duty front and rear wheels for increased stability
- Copper wound transformer and choke
- Forced air fan cooling
- Overload warning indicator
- Double support straps for gas cylinder
- Infinitely variable wire speed
- Spot weld timer
- Soft arc technology
- M25-3 torch and 2068 regulator included
- All geared 4-roll metal cast feed system
- Digital volt and amp meter
- Torch holder included (W105)



■ 4-roll wire feeder



■ W105 Torch holder

SPECIFICATIONS


Mains connection (V)	1-230
Minimum fuse rating (A)	20
Welding current (A)	30-240
Voltage steps	6
Duty cycle (A)	100% @ 100
	60% @ 140
	35% @ 200
Welding wire diameter (mm)	0.6-1.0
Overall dimensions (mm)	830 x 302 x 780
Weight (kg)	61

9365 ProLine Mig 271

The MIG 271 4-Roll Compact is a versatile and robust single phase welding machine ideally suited to light, medium and heavy fabrication. On maximum power and maximum duty cycle the MIG 271 consumes only 8.8kVA – requiring only a 25A fuse and can be used in the field from a 10kVA generator. The MIG 271 is also suitable for use with spool-on or push-pull guns, which allow for increased work radius up to 8 metres and has the ability to take larger diameter wire than lower power units, offering thicker plate welding.

MIG 271 FEATURES

- Large cabinets can accept full height gas cylinder
- Heavy duty front and rear wheels for increased stability
- Digital volt and amp meter
- Copper wound transformer and choke
- Forced air fan cooling
- Overload warning indicator
- Heavy duty front and rear wheels
- All geared 4-roll metal cast feed system
- Double support straps for gas cylinder
- Infinitely variable wire speed
- Spot weld timer
- 2 step/4 step latch facility
- Burnback control
- Gas purge
- Soft arc technology
- M25-3 torch and 2068 regulator included
- Torch holder included (W105)



■ 4-roll wire feeder



■ **W105** Torch holder

SPECIFICATIONS


Mains connection (V)	1-230
Minimum fuse rating (A)	25
Welding current (A)	40-270
Voltage steps	12
Duty cycle (A)	100% @ 135
	60% @ 160
	40% @ 250
Welding wire diameter (mm)	0.8-1.2
Overall dimensions (mm)	830 x 302 x 780
Weight (kg)	68

9375 ProLine Mig 311

The MIG 311 4-Roll Compact is a versatile and robust single phase welding machine ideally suited to light, medium and heavy fabrication. This welding machine consumes only 12kVA and requires only a 35A fuse and can be used in the field from a 15kVA generator. The Mig 311 is also suitable for use with spool-on or push-pull guns, which allow for increased work radius up to 8 metres and has the ability to take larger diameter wire than lower power units, offering thicker plate welding.

MIG 311 FEATURES

- Large cabinets can accept full height gas cylinder
- Heavy duty front and rear wheels for increased stability
- Digital volt and amp meter
- Copper wound transformer and choke
- Forced air fan cooling
- Overload warning indicator
- Heavy duty front and rear wheels
- All geared 4-roll metal cast feed system
- Double support straps for gas cylinder
- Infinitely variable wire speed
- Spot weld timer
- 2 step/4 step latch facility
- Burnback control
- Gas purge
- Soft arc technology
- M25-3 torch and 2068 regulator included
- Torch holder included (W105)



■ 4-roll wire feeder



■ W105 Torch holder

SPECIFICATIONS

Mains connection (V)	1-230
Minimum fuse rating (A)	35
Welding current (A)	30-310
Voltage steps	16
Duty cycle (A)	100% @ 160
	60% @ 210
	40% @ 300
Welding wire diameter (mm)	0.8-1.2
Overall dimensions (mm)	880 x 490 x 870
Weight (kg)	100

9376

ProLine Mig 311S + WF400

Single Phase + Separate Wire Feeder


The MIG 311S + WF400 is a versatile and robust single phase machine with a separate wire feed unit, ideally suited to automotive and light to medium industrial applications in the workshop or on site. On maximum power and maximum duty cycle, the MIG 311S consumes only 12kVA, requiring only a 35A fuse and can be used in the field from a 15kVA generator. Its full size cabinet can accept a full height gas cylinder and the large diameter wheels mean it can be moved from job to job with little risk of toppling. The separate 4-roll wire feed unit (the WF400) features an all-gearred drive system, minimising the risk of wire slip to create uniform welds.

MIG 311S + WF400 FEATURES

- Copper wound transformer and choke
- Forced air fan cooling
- Digital volt and amp meter
- Overload warning indicator
- Heavy duty front and rear wheels
- All geared 4-roll metal cast feed system
- Double support straps for gas cylinder
- Infinitely variable wire speed
- Spot weld timer
- 2 step/4 step latch facility
- Burnback control
- Gas purge
- Inch button
- Soft arc technology
- M25-3 torch and 2068 regulator included

SPARE PARTS

- Mounting post and wheels available for wire feed unit
- W111440 – 5m interconnection cable assembly
- W040478 – WF400 wire feed unit



■ 4-roll wire feeder

MIG 311S SPECIFICATIONS

Mains connection (V)	1-230
Minimum fuse rating (A)	35
Welding current (A)	30-310
Voltage steps	16
Duty cycle (A)	100% @ 160
	60% @ 210
	40% @ 300
OCV	15.8-37.9
Overall dimensions (mm)	800 x 492 x 840
Weight (kg)	100

WF400 SPECIFICATIONS

Power max (W)	60
Input voltage (AC)	42V A
Wire speed (m/min)	1-20
Welding wire diameter (mm)	0.6-1.6
Overall dimensions (mm)	865 x 490 x 1360
Weight (kg)	20

9390

ProLine Mig 325


Three Phase Compact

The MIG 325 is a robust and power-efficient three phase machine for spot and stitch welding. It is ideally suited to medium to heavy fabrication and requires only a 16A fuse. Its full size cabinet can accept a full height gas cylinder and with large diameter wheels, it can be moved from job to job with little risk of toppling.



MIG 325 FEATURES

- Copper wound transformer and choke
- Forced air fan cooling
- Overload warning indicator
- Heavy duty front and rear wheels
- All geared 4-roll metal cast feed system
- Cylinder support straps for gas cylinder
- Infinitely variable wire speed
- Spot weld timer
- 2 step/4 step latch facility
- Burnback control
- Stitch Welding
- Soft arc technology
- Digital volt and amp meter
- M36-3 torch and 2068 regulator included



■ 4-roll wire feeder



■ **W105** Torch holder

SPECIFICATIONS

Mains connection (V)	3-415
Minimum fuse rating (A)	16
Welding current (A)	30-325
Voltage steps	10
Duty cycle (A)	100% @ 160
	60% @ 200
	35% @ 325
Welding wire diameter (mm)	0.6-1.2
Overall dimensions (mm)	830 x 440 x 780
Weight (kg)	83

Machines

9393

ProLine Mig 300S + WF400

Three Phase + Separate Wire Feeder


The MIG 300S + WF400 is a robust and power-efficient three phase machine, ideally suited to medium to heavy fabrication and requires only a 16A fuse. A full size cabinet can accept a full height gas cylinder and large diameter wheels means it can be moved from job to job with little risk of toppling. The WF400 features SWP's renowned 4-roll wire feed and all-gearred drive system, minimising the risk of wire slip and so creating uniform welds. With its 5 metre interconnection and 4 metre welding torch, a work radius of 9 metres is easily achieved.

MIG 300S + WF400 FEATURES

- Copper wound transformer and choke
- Forced air fan cooling
- Overload warning indicator
- Heavy duty front and rear wheels
- All geared 4-roll metal cast feed system
- Cylinder support straps for gas cylinder
- Infinitely variable wire speed
- Spot weld timer
- 2 step/4 step latch facility
- Burnback control
- Stitch welding
- Soft arc technology
- Digital volt and amp meter
- M36-3 torch and 2068 regulator included

SPARE PARTS

- Mounting post and wheels available for wire feed unit
- W111440 – 5m interconnection cable assembly
- W040478 – WF400 wire feed unit



■ 4-roll wire feeder



MIG 300S SPECIFICATIONS

Mains connection (V/Hz)	3-415/50
Minimum fuse rating (A)	16
Welding current (A)	30-300
Voltage steps	10
Duty cycle (A)	100% @ 160
	60% @ 200
	35% @ 300
Overall dimensions (mm)	880 x 410 x 720
Weight (kg)	98

WF400 SPECIFICATIONS

Power max (W)	60
Input voltage (V/AC)	42
Wire speed (m/min)	1-20
Welding wire diameter (mm)	0.6-1.6
Overall dimensions (mm)	815 x 440 x 1270
Weight (kg)	20

PROLINE

Machines

9394

ProLine Mig 420S + WF400

Three Phase + Separate Wire Feeder

The MIG 420S + WF400 is a robust three phase machine ideally suited to medium to heavy fabrication and requires only a 20A fuse. Its full size cabinet can accept a full height gas cylinder and its large diameter wheels means it can be moved from job to job with little risk of toppling. The WF400 features SWP renowned all-geared drive system, thus minimising the risk of wire slip and making welds uniform. Further, with its 5 metre interconnection and 3 metre welding torch, this gives a working radius of 9 metres. The unit is also suitable for use with spool-on gun or push-pull gun, for increased work radius up to 13 metres.

MIG 420S + WF400 FEATURES

- Copper wound transformer and choke
- Forced air fan cooling
- Overload warning indicator
- Heavy duty front and rear wheels
- All geared 4-roll metal cast feed system
- Cylinder support chain
- Infinitely variable wire speed
- Spot weld timer
- 2 step/4 step latch facility
- Burnback control
- Stitch welding
- Soft arc technology
- Digital volt and amp meter
- M36-3 torch and 2068 regulator included

SPARE PARTS

- Mounting post and wheels available for wire feed unit
- W111440 – 5m interconnection cable assembly
- W040478 – WF400 wire feed unit



■ 4-roll wire feeder

MIG 420S SPECIFICATIONS

Mains connection (V)	3-415
Minimum fuse rating (A)	20
Welding current (A)	40-420
Voltage steps	21
Duty cycle (A)	100% @ 310
	60% @ 320
	35% @ 420
Overall dimensions (mm)	880 x 410 x 720
Weight (kg)	120

WF400 SPECIFICATIONS

Power max (W)	60
Input voltage (V)	42
Wire speed (m/min)	1-20
Welding wire diameter (mm)	0.6-1.6
Overall dimensions (mm)	865 x 490 x 1360
Weight (kg)	20

9400 Air Cooled / 9400W Water Cooled ProLine Mig 450S + WF500/4 Three Phase + Separate Wire Feeder


The MIG 450S + WF500/4 is one of SWP's flagship products and offers second-to-none levels of performance for heavy fabrication work. It is a robust three phase machine and only requires a 25A fuse. Its full size cabinet can accept a full height gas cylinder and its large diameter wheels means it can be moved from job to job with little risk of toppling. The WF500/4 features SWP's renowned all-geared drive system, thus minimising the risk of wire slip and making welds uniform. With its 5 metre interconnections and 4 metre welding torch, this gives a working radius of 9 metres. The unit is also suitable for use with spool or push-pull guns, to allow for increased work radius up to 13 metres.

MIG 450S + WF500/4 FEATURES

- Lifting Eye Bolts
- Copper wound transformer and choke
- Forced air fan cooling
- Overload warning indicator
- Heavy duty front and rear wheels
- All geared cast feed systems
- Support strap for gas cylinder
- Infinitely variable wire speed
- Spot weld timer
- 2 step/4 step latch facility
- Gas purge and Burnback control
- Inch button
- Digital volt and amp meter
- Soft arc technology
- M36-3 torch and 2068 regulator included

SPARE PARTS

- Mounting post and wheels available for wire feed unit
- W111443 – 5m interconnection cable assembly
- W040470 – WF500/4 wire feed unit




■ 4-roll wire feeder

MIG 450S SPECIFICATIONS

Mains connection (V)	3-415
Minimum fuse rating (A)	25
Welding current (A)	50-450
Voltage steps	30
Duty cycle (A)	100% @ 310
	60% @ 420
	35% @ 450
Overall dimensions (mm)	920 x 500 x 780
Weight (kg)	168

WF500/4 SPECIFICATIONS

Power max (W)	100
Input voltage (V/AC)	42
Wire speed (m/min)	1-22
Welding wire diameter (mm)	0.8-2.4
Overall dimensions (mm)	570 x 215 x 420
Weight (kg)	19



REDLINE

Machines

9326 Mig 170 Turbo

9327 Mig 180 Turbo

9328 Mig 210 Turbo



MIG 170, 180 & 210 FEATURES

- Suitable for automotive/workshop use
- Forced air cooling
- Stable output by large capacity filter
- Accepts 5 or full 15kg wire reels
- Gas test feature
- 0.6-0.8mm welding wire diameter
- Thermal protection with warning light
- Euro professional welding torch connector
- Robust front and rear wheels
- Flux cored wire compatible
- M15-3 torch and 2068 regulator included

MIG 170 TURBO SPECIFICATIONS


Mains connection (V)	230/240
Minimum fuse rating (A)	20
Welding current (A)	25-170
Voltage steps	4
Duty cycle (A)	100% @ 50
	60% @ 70
	15% @ 140
Welding wire diameter (mm)	0.6-0.8
Overall dimensions (mm)	800 x 460 x 686
Weight (kg)	40

MIG 180 TURBO SPECIFICATIONS

Mains connection (V)	230/240
Minimum fuse rating (A)	20
Welding current (A)	30-180
Voltage steps	4
Duty cycle (A)	100% @ 70
	60% @ 90
	15% @ 180
Welding wire diameter (mm)	0.6-0.8
Overall dimensions (mm)	800 x 460 x 686
Weight (kg)	42

MIG 210 TURBO SPECIFICATIONS

Mains connection (V)	230/240
Minimum fuse rating (A)	32
Welding current (A)	30-210
Voltage steps	4
Duty cycle (A)	100% @ 80
	60% @ 105
	15% @ 210
Welding wire diameter (mm)	0.6-0.8
Overall dimensions (mm)	800 x 460 x 686
Weight (kg)	44



REDLINE

8002 Mig 280/4 Turbo

4-Roll Compact

This powerful, single phase, compact welding machine is supplied with a 4-roll drive feed system and is ideal for light to medium fabrication.



MIG 280/4 FEATURES

- Robust motor and gearbox
- Digital amp and voltmeter
- Low spatter transformer design
- Spot and stitch timer
- Slope down for crater fill
- Fan cooled for efficiency
- Will support full size gas cylinder
- M25-3 torch and 2068 regulator included
- 16 Steps
- Supplied with 0.6-0.8mm and 1.0-1.2mm guide rollers



■ 4-roll wire feeder

SPECIFICATIONS

Mains connection (Hz)	1-230 50/60	KVA	7.6
Minimum fuse rating (A)	32	Duty cycle (A)	100% @ 130 40% @ 200
Welding current (A)	40-280	Insulation class	F
Voltage steps	16	Spool size (kg)	5-15
No load voltage (V)	40 (max)	Welding wire diameter (mm)	0.6-1.2
Protection	IP21	Overall dimensions (mm)	910 x 470 x 790
Output current (A)	200	Weight (kg)	60
Welding voltage range (V)	16-24		



CE004412

Shark 35 Compressor

Single Phase

SHARK 35 is a powerful inverter and compressor offering the best solution for all-round maximum portability and power.

SHARK 35 is the best choice for light fabrication work, agriculture and car body repairs.

FEATURES

- 30A @ 40%
- SK25 Back Striking technology torch with coaxial cable
- Built-in compressor
- Portable and flexible
- Electronic control for excellent cutting



SPECIFICATIONS

Input power voltage (V)	230-1ph
Maximum input power (kVA)	6.0
Delayed fuse (A)	16
Power Factor	0.65 / 0.99
Efficiency degree (%)	71
Current adjustment range (A)	10-30
Duty cycle (A) (40°C)	60% @ 25
	40% @ 30
Motorgenerator requirement for full capacity (kVA)	8
Cutting capacity – Recommended (mm)	8
– Maximum (mm)	10
– Severance (mm)	15
Gas supply	Air
Gas pressure (bar)	3.5-4.0
Gas flow (l/min)	70-80
Protection class (Ip)	23 S
Overall dimensions (mm)	425 x 220 x 540
Weight (kg)	20.5





CE004421 Shark 45 PFC

Single Phase – 230V

Powerful and lightweight, the Shark 45 single phase plasma cutting equipment with PFC (Power Factor Correction) is the ideal choice for car body repairs, agriculture and maintenance. The PFC device combines maximum cutting power with minimum consumption.

FEATURES

- SK65 Back Striking technology torch with coaxial cable (see page 00 for torch spares)
- PFC Power Factor Correction – 16 A fuse
- High power professional airflow circulation
- Electronic control for an excellent cutting quality



SPECIFICATIONS

Input power voltage (V)	230-1ph
Frequency (Hz)	50/60
Maximum input power (kVA)	5.5
Delayed fuse (A)	16
Power Factor	0.97 / 0.99
Efficiency degree (%)	80
Current adjustment range (A)	20-40
Duty cycle (A) (40°C)	100% @ 20
	60% @ 30
	40% @ 35
Cutting capacity – Recommended (mm)	10
– Maximum (mm)	15
– Severance (mm)	18
– Piercing (mm)	8
Gas supply	Air / N ₂
Gas pressure (bar)	5.0-5.5
Gas flow (l/min)	130-150
Protection class (Ip)	23
Overall dimensions (mm)	390 x 185 x 595
Weight (kg)	16

QUALITY CUT
10mm



CE004425


Shark 75

Three Phase

Powerful and compact, the Shark 75 fully meets the cutting requirements in all areas of medium and light fabrication work. Consistent and precise high-speed cutting is supplied via the HPC (High Performance Cutting) technology torch, with its powerful and concentrated cutting beam.

FEATURES

- SK75 torch with HPC (High Performance Cutting) technology and coaxial cable (see page 00 for torch spares)
- Powerful, compact and light – only 23 kg
- High quality for increased productivity and cutting speed
- Long life consumable parts for reduced operating costs



SPECIFICATIONS

Input power voltage (V)	400-3ph
Frequency (Hz)	50/60
Maximum input power (kVA)	11
Delayed fuse (A)	16
Power Factor	0.87 / 0.99
Efficiency degree (%)	85
Current adjustment range (A)	20-70
Duty cycle (A) (40°C)	100% @ 55
	60% @ 65
	40% @ 70
Cutting capacity – Recommended (mm)	20
– Maximum (mm)	25
– Severance (mm)	30
– Piercing (mm)	15
Gas supply	Air / N ₂
Gas pressure (bar)	5.0-5.5
Gas flow (l/min)	180-210
Protection class (Ip)	23
Overall dimensions (mm)	390 x 185 x 595
Weight (kg)	23

QUALITY CUT
20mm



CE004430

Shark 105

Three Phase

Powerful, robust and compact, the Shark 105 delivers high productivity in the toughest cutting applications. Consistently precise cutting at high speed is delivered by the SK125 HPC (High Performance Cutting) technology torch via its powerful and concentrated cutting beam.

FEATURES

- SK125 torch with HPC High Performance Cutting technology and coaxial cable (see page 00 for torch spares)
- Powerful, compact and light – only 2kg
- High quality for increased productivity and cutting speed
- Long life consumable parts for reduced operating costs



SPECIFICATIONS

Input power voltage (V)	400-3ph
Frequency (Hz)	50/60
Maximum input power (kVA)	15
Delayed fuse (A)	16
Power Factor	0.90 / 0.99
Efficiency degree (%)	85
Current adjustment range (A)	20-100
Duty cycle (A) (40°C)	100% @ 70
	60% @ 90
	40% @ 100
Cutting capacity – Recommended (mm)	30
– Maximum (mm)	35
– Severance (mm)	40
– Piercing (mm)	20
Gas supply	Air / N ₂
Gas pressure (bar)	5.0-6.0
Gas flow (l/min)	280-330
Protection class (Ip)	23
Overall dimensions (mm)	390 x 185 x 595
Weight (kg)	24





CE004462

Shark 125

Three Phase

SHARK 125 is equipped with digital display management and High Performance Cutting (HPC) of the SK125 torch, producing a very concentrated cutting beam. This feature allows a very high precision cutting speed for a wide range of thickness. Shark 125 also features Smart Start Transfer and Smart End Cutting for excellent management of cut throughout.

FEATURES

- SK125 torch with HPC High Performance Cutting technology and coaxial cable (see page 00 for torch spares)
- Digital display for the digital control of all parameters
- Very high cutting power: 120A @ 60%
- More productivity thanks to high quality and cutting speed



SPECIFICATIONS

Input power voltage (V)	400-3ph
Frequency (Hz)	50/60
Maximum input power (kVA)	21
Delayed fuse (A)	30
Power Factor	0.89 / 0.99
Efficiency degree (%)	86
Current adjustment range (A)	25-120
Duty cycle (A) (40°C)	100% @ 100
	60% @ 120
Motorgenerator requirement for full capacity (kVA)	40
Cutting capacity – Recommended (mm)	40
– Maximum (mm)	45
– Severance (mm)	50
– Piercing (mm)	25
Gas supply	Air / N ₂
Gas pressure (bar)	5.0-6.0
Gas flow (l/min)	280-330
Protection class (Ip)	23
Overall dimensions (mm)	515 x 290 x 730
Weight (kg)	48






CE004435 Shark 155

Three Phase

With its stunning cutting force, the Shark 155 is the most powerful machine in the range. Robust and precise, it ensures extremely high quality cutting results on the thickest of material. All this is delivered via the SK165 HPC (High Performance Cutting) technology torch, supplying a concentrated and powerful beam.

FEATURES

- SK165 torch with HPC High Performance Cutting technology and coaxial cable (see page 00 for torch spares)
- Digital display controls all parameters
- Excellent cutting power
- High quality and cutting speed for increased productivity



SPECIFICATIONS

Input power voltage (V)	400-3ph
Frequency (Hz)	50/60
Maximum input power (kVA)	27.5
Delayed fuse (A)	30
Power Factor	0.89 / 0.99
Efficiency degree (%)	86
Current adjustment range (A)	25-150
Duty cycle (A) (40°C)	100% @ 100
	60% @ 120
	30% @ 150
Cutting capacity – Recommended (mm)	45
– Maximum (mm)	50
– Severance (mm)	60
– Piercing (mm)	25
Gas supply	Air / N ₂
Gas pressure (bar)	5.0-6.0
Gas flow (l/min)	360-410
Protection class (Ip)	23
Overall dimensions (mm)	515 x 290 x 730
Weight (kg)	48





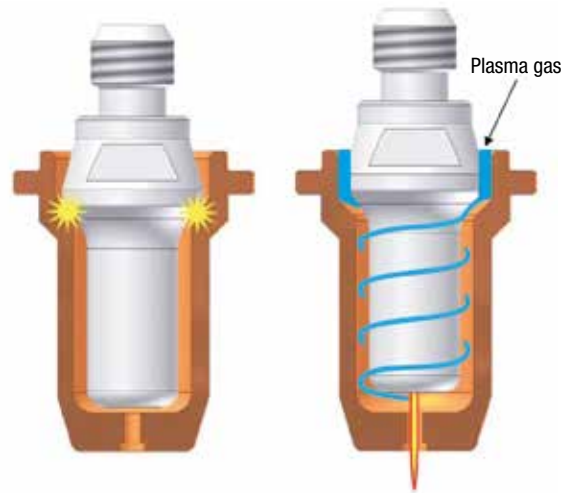
Torch Technology

Back Striking

Back striking represents the best solution for plasma torches up to 60A. In conventional torches without high frequency, the arc striking is obtained by means of compressed air which moves away the electrode head from the inner part of the nozzle. This system causes, in the plasma flow exit area, both electrode and nozzle material deterioration because of burns and deformations subsequent to pilot arc striking between them. In contrast, the back striking system takes place in the rear side of the electrode and nozzle, thus leaving clean and unaltered the flow exit area.

MAIN ADVANTAGES

- Longer life of the consumables
- Striking is always precise and safe
- Better cutting quality over time



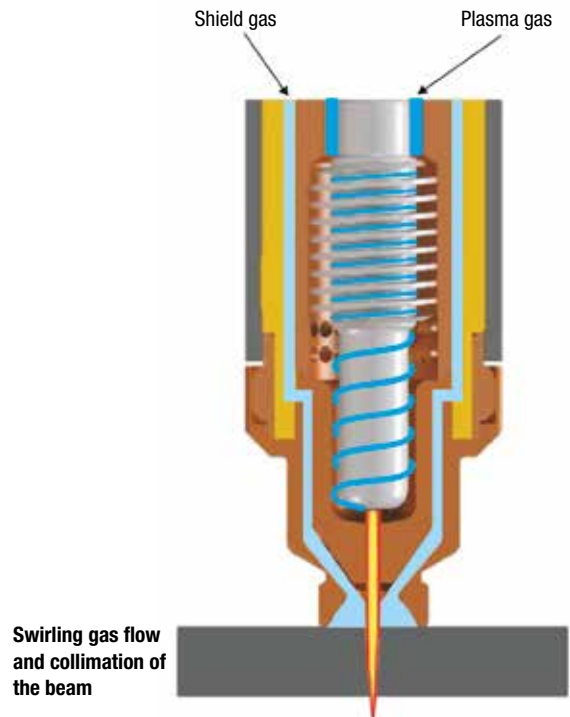
High Performance Cutting

High Performance Cutting technology permits the generation of radial and swirling gas flows to the cutting arc axis, thus creating a plasma beam at a very high temperature that melts and vaporizes the surface being cut in a more efficient way. This technology also avoids the phenomenon of the double arc – formation of two arcs in series between the cathode and the workpiece surface – the main reason for damage to the nozzle and arc instability by ensuring the highest quality and the best cutting performance, together with a longer life of the consumables.

High Performance Cutting technology is the very best choice for plasma torches with nominal cutting currents above 60A. New High Performance Cutting SK torches increase the density of the plasma cutting beam and reduce the width of the arc cut area, by producing a narrower and less inclined cut. This is achieved by easily removing the molten material with a consequent improvement of the cutting quality, which shows neat cuts, lack of dross, minimal heat-affected zone and sufficiently squared edges.

MAIN ADVANTAGES

- Better cutting quality
- High cutting speeds
- Narrower cuts
- Longer life of the consumables





Machines

SK25

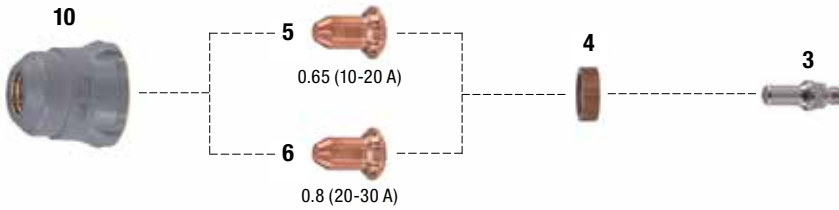
External nozzle

Nozzle

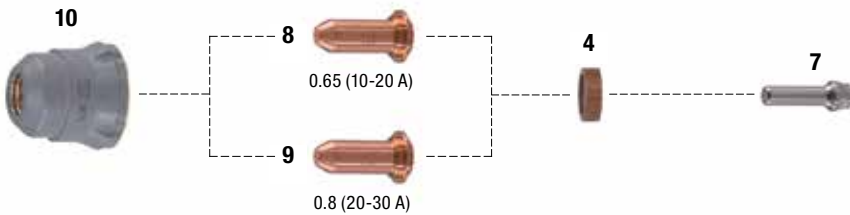
Swirl ring

Electrode

Contact Cutting



Extended Electrode Contact Cutting



Replacement Torch

CE022031 SK25 Torch Package – 4m

REPLACEMENT TORCH SPARES

Pos.	Part No.	Description	Qty
1	CE422665	Torch body	1
2	CE433607	O-ring	10
3	CE425021	Electrode	10*
4	CE482126	Swirl ring	5*
5	CE408600	Nozzle contact cutting \varnothing 0,65 (10-20 A)	10
6	CE408601	Nozzle contact cutting \varnothing 0,8 (20-30 A)	10*
7	CE425058	Extended electrode	5
8	CE408620	Extended nozzle contact cutting \varnothing 0,65 (10-20 A)	5
9	CE408621	Extended nozzle contact cutting \varnothing 0,8 (20-30 A)	5
10	CE486076	External nozzle	1*

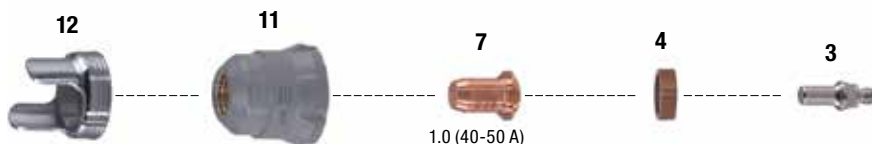
* Assembled on SK25 torch when supplied with the equipment



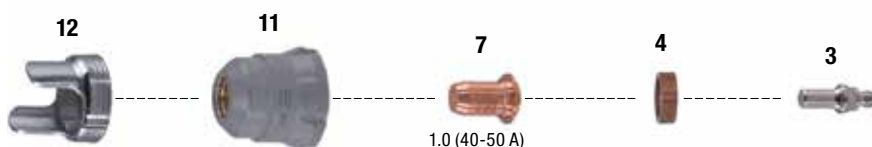
SK65

Spacer External nozzle Nozzle Swirl ring Electrode

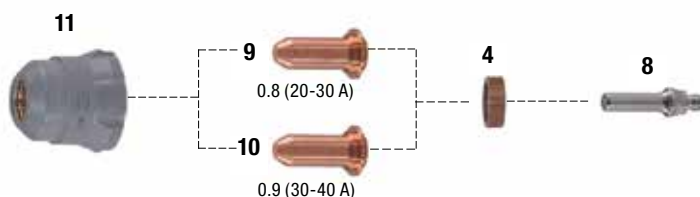
Cutting with Spacer



Contact Cutting



Extended Electrode Contact Cutting



Replacement Torch

CE022067 SK65 Torch Package – 4m

REPLACEMENT TORCH SPARES

Pos.	Part No.	Description	Qty
1	CE422664	Torch body	1
2	CE433607	O-ring	10
3	CE425021	Electrode	10*
4	CE482126	Swirl ring	5*
5	CE408601	Nozzle contact cutting \varnothing 0,8 (20-30 A)	10
6	CE408602	Nozzle contact cutting 4 embossed \varnothing 0,9 (30-40 A)	10
7	CE408603	Flat Nozzle \varnothing 1,0 (40-50 A)	10*
8	CE425058	Extended electrode	5
9	CE408621	Extended nozzle contact cutting \varnothing 0,8 (20-30 A)	5
10	CE408622	Extended nozzle contact cutting \varnothing 0,9 (30-40 A)	5
11	CE486078	External nozzle	1*
12	CE424480	Double pointed spacer	2*

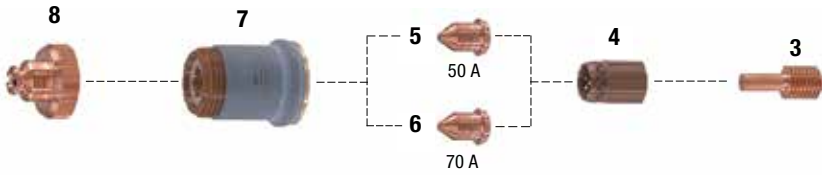
* Assembled on SK65 torch when supplied with the equipment



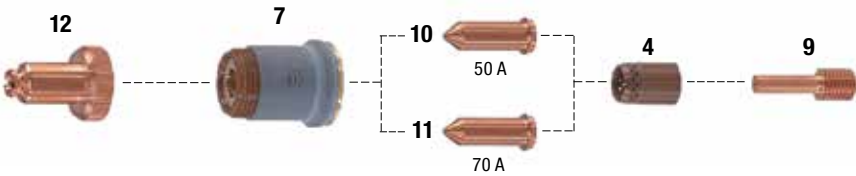
SK75

Shield cap External nozzle Nozzle Swirl ring Electrode

Contact Cutting



Extended Electrode Contact Cutting



Replacement Torch

CE022029 SK75 Torch Package – 6m

REPLACEMENT TORCH SPARES

Pos.	Part No.	Description	Qty
1	CE422674	Torch body	1
2	CE433605	O-ring	20
3	CE425022	Electrode	5*
4	CE482134	Swirl ring	2*
5	CE408609	Nozzle 50 A	10
6	CE408610	Nozzle 70 A	10*
7	CE486049	External nozzle	1*
8	CE487630	Shield cap (manual cut)	2*
9	CE425059	Extended electrode	5
10	CE408623	Extended nozzle 50 A	5
11	CE408624	Extended nozzle 70 A	5
12	CE424490	Extended Shield cap (manual cut)	2

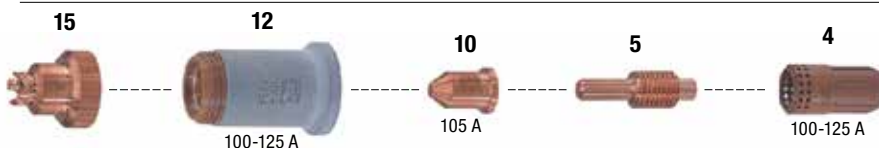
* Assembled on SK75 torch when supplied with the equipment



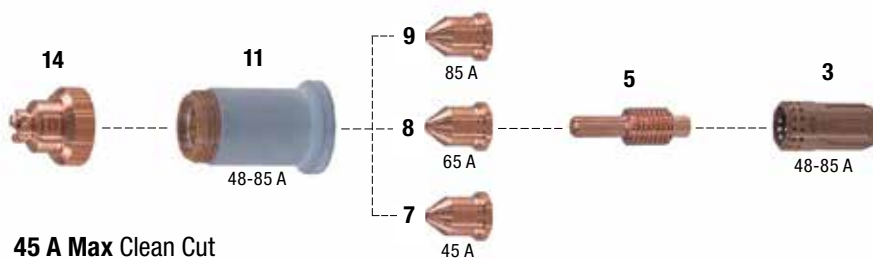
SK125

Shield cap External nozzle Nozzle Electrode Swirl ring

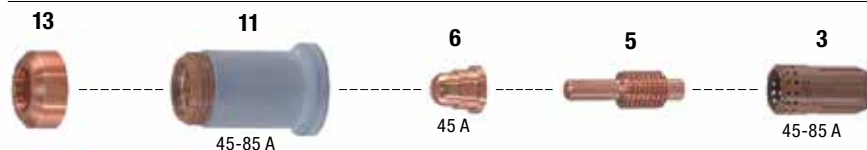
105A Contact Cutting



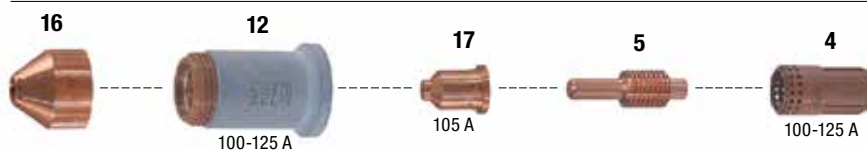
45-85 A Contact Cutting



45 A Max Clean Cut



015 A Gouging



Replacement Torch

CE022028 SK125 Torch Package – 6m

REPLACEMENT TORCH SPARES

Pos.	Part No.	Description	Qty
1	CE422675	Torch body	1
2	CE433608	O-ring	20
3	CE482135	Swirl ring 45-85 A	2
4	CE482136	Swirl ring 100-125 A	2*
5	CE425023	Electrode	5*
6	CE408613	Nozzle 45 A, Clean-Cut	10
7	CE408614	Nozzle 45 A	10
8	CE408615	Nozzle 65 A	10
9	CE408616	Nozzle 85 A	10
10	CE408612	Nozzle 105 A	10*
11	CE486028	External nozzle, 45-85 A	1
12	CE486029	External nozzle, 100-125 A	1*
13	CE482030	Shield cap 45 A - Clean-Cut	3
14	CE487632	Shield cap 45-85 A (manual cut)	2
15	CE487631	Shield cap 100-125 A (manual cut)	2*
16	CE487640	Shield cap (gouging)	3
17	CE408631	Nozzle 105 A (gouging)	5

* Assembled on SK125 torch when supplied with the equipment

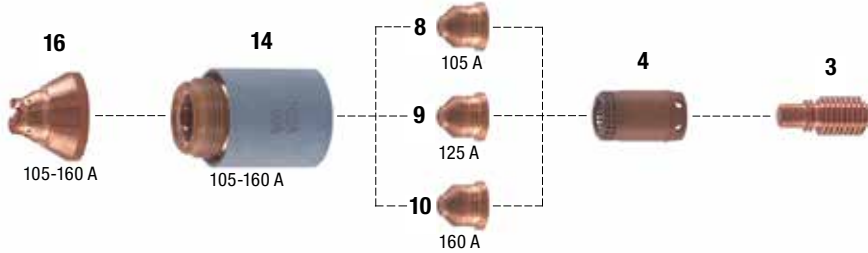


Machines

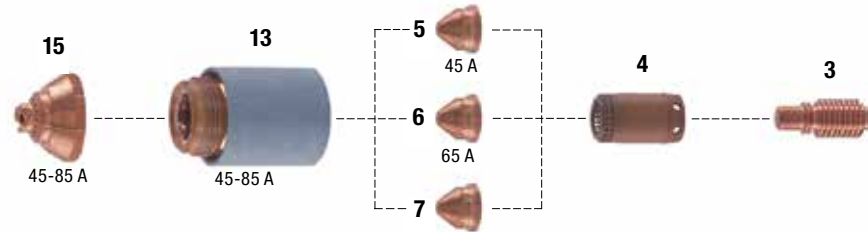
SK165

Shield cap External nozzle Nozzle Swirl ring Electrode

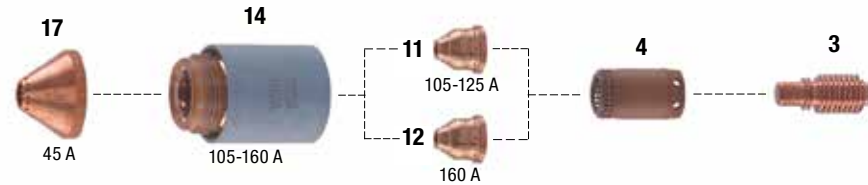
105-160 A Contact Cutting



45-85 A Contact Cutting



105-160 A Max Gouging



Replacement Torch

CE022032 SK165 Torch Package – 6m

REPLACEMENT TORCH SPARES

Pos.	Part No.	Description	Qty
1	CE422678	Torch body	1
2	CE433609	O-ring	20
3	CE425024	Electrode	5*
4	CE482137	Swirl ring	2*
5	CE408640	Nozzle 45 A	10
6	CE408641	Nozzle 65 A	0
7	CE408642	Nozzle 85 A	10
8	CE408643	Nozzle 105 A	10
9	CE408644	Nozzle 125 A	10
10	CE408645	Nozzle 160 A	10*
11	CE408632	Nozzle for gouging 105-125 A	10
12	CE408633	Nozzle for gouging 160 A	10
13	CE486021	External nozzle 45-85 A	1
14	CE486022	External nozzle 105-160 A	1*
15	CE487633	Shield cap 45-85 A (manual cut)	2
16	CE487634	Shield cap 105-160 A (manual cut)	2*
17	CE487641	Shield cap (gouging)	2

* Assembled on SK165 torch when supplied with the equipment