

**ROUSH**®  
P E R F O R M A N C E

ROUSHPERFORMANCE.COM | 800.59.ROUSH

ROUSH® TRUCK SUPPLEMENTAL OWNERS GUIDE



**WARNING:** Operating, servicing and maintaining a passenger vehicle, pickup truck, van, or off-road vehicle can expose you to chemicals including engine exhaust, carbon monoxide, phthalates and lead, which are known to the State of California to cause cancer and birth defects or other reproductive harm. To minimize exposure, avoid breathing exhaust, do not idle the engine except as necessary, service your vehicle in a well-ventilated area and wear gloves or wash your hands frequently when servicing your vehicle. For more information go to [www.P65Warnings.ca.gov/passenger-vehicle](http://www.P65Warnings.ca.gov/passenger-vehicle).

**The ROUSH® F-150, SUPER DUTY, AND RANGER**



Thank you for bringing a new ROUSH® Truck into your home. I have no doubt that this vehicle will provide you with much enjoyment through the years of your ownership, and that you will receive more compliments and second glances than you can imagine.

We like to say that “Between a race car and a road car... is a ROUSH car.™” What this means is that your truck is a blend between our racing heritage and the OEM work that we do. The experience we have in engineering, manufacturing, prototyping, tooling, and calibrating are blended to produce your new ROUSH® Truck.

This owner’s manual will cover some specifics relating to the ROUSH® content added to the Ford Truck. If you have any questions about the vehicle, operation, or maintenance, visit [www.ROUSHperformance.com](http://www.ROUSHperformance.com) or call us at 800.59.ROUSH (800.597.6874).



*Jack Roush*  
USA

*Justin Roush Jr.*

<b>THE ROUSH® F-150, SUPER DUTY, AND RANGER.....</b>	<b>1</b>
<b>SECTION 1 – ROUSH® HERITAGE .....</b>	<b>4</b>
<b>SECTION 2 – ROUSH® COMPONENTS.....</b>	<b>7</b>
<b>SECTION 3 – VEHICLE CHARACTERISTICS.....</b>	<b>16</b>
<b>SECTION 4 – VEHICLE CARE SUGGESTIONS.....</b>	<b>19</b>
<b>SECTION 5 – GENERAL INFORMATION ABOUT THE ROUSH® LIMITED WARRANTY.....</b>	<b>29</b>
<b>SECTION 6 – ROUSH® LIMITED WARRANTY .....</b>	<b>34</b>
<b>SECTION 7 – HOW TO GET SERVICE FOR NON-EMISSIONS ROUSH® PART(S).....</b>	<b>40</b>
<b>SECTION 8 – ROUSH’S WARRANTY COVERAGE AND AFTERMARKET PARTS/RACING.....</b>	<b>41</b>
<b>SECTION 9 – WARRANTY DISCLAIMER AND LIMITATION OF LIABILITY.....</b>	<b>42</b>
<b>SECTION 10 – CUSTOMER ASSISTANCE AND HOW STATE LAW APPLIES.....</b>	<b>43</b>
<b>SECTION 11 – ROUSH® VEHICLE OR ROUSH® TRUCK DEFINITION .....</b>	<b>44</b>
<b>SECTION 12 – CALIFORNIA PROPOSITION 65 WARNING STATEMENT.....</b>	<b>45</b>
<b>SECTION 13 – CONTACT US.....</b>	<b>46</b>

## **SECTION 1 – ROUSH® HERITAGE**

From his first Pro Stock championship in 1971 to the first ROUSH® Performance Mustang in 1995, Jack Roush has brought a track record of racing and automotive engineering excellence to every vehicle that we have built.

After graduating from Berea College in the spring of 1965, Jack began his engineering career at Ford Motor Company and was assigned to the new Mustang model program. Not long after that a bulletin board posting at Ford's Dearborn Assembly led Jack to the "Fastbacks," a club of Ford employees who took their talents to the drag strip on weekends. It was here that Jack met Alan Buckmaster, a Ford Induction System Specialist, who was the team's de facto engine builder. Jack would attribute his later success as a crew chief and an engine builder—to the lessons learned working with Buckmaster.



Jack would leave Ford in 1970, later teaming up with Ford engineer Wayne Gapp to form Gapp & Roush Racing. While this partnership would only last for a couple of years, the team won multiple Pro Stock championships, as well as two Car Craft All-Star awards for Jack. Jack would continue his Hall of Fame career, winning 32 championships across NASCAR's top three divisions and more than 512 races in drag racing, sports car, and stock car racing.

Beyond the track, Jack has taken his love of engineering and high-performance vehicles and created multiple highly successful engineering and business ventures. In 1976, Jack Roush Performance Engineering (JRPE) was formed in what is now known as Building 1 in Livonia, MI. Two years later, JRPE built its first dynamometer (ROUSH® now has nearly 40) to help OEMs from across the world perfect their engines. JRPE, as well as future company Engine and Controls (ECS), would later combine to form ROUSH® Industries.



In 1994, with his sights set on high-performance parts and vehicles, Jack formed ROUSH Performance. The first ROUSH® Mustang was built in early 1995.

Fast forward to today, the empire built by Jack Roush has continued to build high-performance cars and trucks, provide necessary emissions and test engineering to other OEM manufacturers, as well as build entertainment park rides. This success has led to Jack being inducted into the Automotive Hall of Fame in 2017, alongside automotive pioneers such as Henry and Edsel Ford, Horace Dodge, Walter Chrysler, and Louis Chevrolet, the NASCAR Hall of Fame in 2019, and the SEMA Hall of Fame in 2022.

It is the heritage built by five decades of Hall of Fame caliber racing, advanced engineering, and automotive development that can be found in every component and ROUSH®-built vehicle, including the one that you own today.





## **SECTION 2 – ROUSH® COMPONENTS**

The different models of the ROUSH® Trucks all have varying content. Your truck may or may not include some of the following components:

### **ROUSH® Front Grille and Signature Lighting**

ROUSH® Trucks are built upon the foundation of the Ford Truck platform, distinguishing themselves with performance-inspired design that is engineered to work with all of the Ford safety and convenience features. One of the key features is an aggressive style element that crosses the vehicle from headlight to headlight.

### **ROUSH® Front Bumper Cover**

The high-quality ROUSH® bumper cover extends the aggressive features from the grille to the bumper giving the F-150 / F-250 / F-350 an additional element of ROUSH® styling. Each ROUSH® bumper cover retains front license plate mounting capability (where applicable) by drilling through and using Ford mounting screws for direct plate mounting.

## **ROUSH® Performance Series Suspension System – Coilovers and Shocks (F-150 & Ranger)**

The ROUSH® Performance Series Suspension System raises the front to level out the overall height of the truck, giving it a more aggressive stance. The adjustable height suspension has been tuned for improved performance both on and off road. Note that while the suspension is adjustable, the factory setting has been FMVSS safety tested and is recommended to be maintained.

## **ROUSH® Super Duty Performance Series Suspension System – Shocks and Steering Stabilizer**

ROUSH's approach to the Super Duty is focused on retaining the capability of the Ford vehicle while increasing performance through raised ride height and ground clearance. ROUSH® has upgraded the dampers front and rear with raised ride height as well as accounted for steering system upgrades.



ROUSH F-150 Suspension Shown

## **ROUSH® Wheel and General Tire Packages (F-150, Super Duty, Ranger)**

The custom ROUSH® wheel and ROUSH® center cap gives your truck a unique look as well as a one-of-a-kind wheel design. These wheels are wrapped in ultra-capable General Tire Tires.

### **ROUSH® 20" Wheel with General Tire Grabber AT<sup>x</sup> (F-150)**

The custom 20-inch satin black wheels paired with 35-inch General Tire Grabber AT<sup>x</sup> tires offer incredible traction across any terrain. The ROUSH® Super Duty Wheels are critical to retaining the vehicle rated towing capabilities and reuse the OE washer-style factory lug nuts. On the Super Duty, upgraded front slotted rotors and pads allow for improved stopping power through increased heat rejection when towing and better brake pedal feel.



### **ROUSH® 18" Wheel with General Tire Grabber AT<sup>X</sup> (Ranger)**

The ROUSH® Ranger sits on a set of custom 18-inch satin black ROUSH® wheels wrapped in General Tire 32-inch Grabber AT<sup>X</sup> tires.

### **ROUSH® 22" Wheel with Continental Ultra High Performance Tires**

Bringing a street look to the F-150, certain ROUSH® packages feature 22" wheels with Ultra High-Performance tires in a beefy 305/45 R22 size on all four corners.

### **ROUSH® Locking Lug Nut Set with Key Bag**

The ROUSH® Locking Lug Nut Set accents the ROUSH® 18-inch /20-inch/22-inch wheel while also providing additional security for your vehicle. Included on most vehicle packages.



## **ROUSH® High-Performance Exhaust System**

The ROUSH® exhaust systems are constructed from 304 stainless steel components to maximize system life. The exhaust tips are made of 304 stainless steel for improved appearance and durability, and our exclusive muffler system gives your truck great sound and added performance. Standard on most packages.




### **ROUSH® Active Performance Exhaust**

The patented ROUSH® Active Performance Exhaust system gives you the ability to choose just how loud you want to sound. Our Active Exhaust system gives you the power to change the volume of the exhaust at the tips of your fingers. Digitally controlled by switch, you can tailor the system from closed to fully open. Optional on most packages.

### **ROUSH® Fender Flares with Signature Lighting**

ROUSH® Fender Flares were specifically engineered and designed to help protect the body from debris, while also adding off-road inspired styling. When viewing the color harmony of body colored fender flares, the difference in angles of the surface of the painted panels may reflect light differently, which may cause the illusion of color mismatch. Match surfaces of similar angles when viewing for color harmony concerns.



### **ROUSH® Hitch Cover**

A trailer hitch cover should never be bare. The ROUSH® Square "R" Hitch Cover will add superior style to any ROUSH® Truck. The ROUSH® Trailer Hitch Cover is shipped in the glove box of the vehicle. No hitch pin or clips are required to install, the cover simply fits over the receiver tube for easy installation. See page 26 for installation instructions.

### **ROUSH® Utility Kit and Off-Road Recovery Kit**

While your truck is extremely capable from the start, it is always safe to travel with some combination of basic recovery tools such as a tow strap, D links, flashlight, work gloves and other trail-useful items. Optional on all packages.



## **ROUSH® Badging**

Permanently mounted on the vehicle, these badges further validate the authenticity of your ROUSH® Truck. Fender, tailgate, and hood branding (locations vary by model) act as external identifiers, while under the hood and on the center console you can find additional badging verifying the authenticity of this ROUSH®. Some of these badges are unique to your specific build and are only available on a full ROUSH® vehicle purchase.

## **ROUSH® Graphics**

Designed and produced from high-quality, OEM-grade automotive graphic materials, the strong matte black and silver finish further accents your ROUSH® Truck. Refer to Section 3: Vehicle Care for specific maintenance directions.

**ROUSH® Graphics may not be standard equipment on all models.**





## **ROUSH® Front Banner**

The front windshield banner boldly displays the ROUSH® name and announces the heritage of your truck.

**Only available through the vehicle program, this is but one of many exclusive features of the ROUSH® Vehicle package.**



## **ROUSH® Console Vault**

Adding a layer of protection to your valuables within the cab of your truck, ROUSH® offers a locking center console vault with customer set combination lock. Optional on most packages.

## **SECTION 3 - VEHICLE CHARACTERISTICS**

### **Suspension Adjustments**

Some ROUSH® Vehicles may be equipped with adjustable suspension components. Changing ROUSH® factory settings may change the vehicles ride, handling, and dynamic responses. All ROUSH® Vehicles meet the requirements of FMVSS “(Federal Motor Vehicle Safety Standards) 126 & 135 as delivered utilizing the ROUSH® factory settings.

The vehicle owner will be responsible and liable for, the resulting vehicle dynamic behavior if the suspension is adjusted away from the factory settings. It is recommended that a vehicle dynamics expert is consulted before adjusting suspension components.

The objective in designing our vehicle’s configuration was to produce a true performance machine—one meant to be driven.



As such, you should know that your ROUSH® Truck may have some characteristics that are unlike most vehicles.

These include:

- A more aggressive sound from the configured High-Performance Exhaust System.
- Your ROUSH® Truck is equipped with a performance suspension system which will provide a different suspension feel compared to the OEM suspension. The ride quality is engineered and balanced to alter the vehicle handling. In cases where the ride height is set higher than stock, you will notice more body roll due to a higher center of gravity.
- More ground clearance is created by the addition of the suspension system and the ROUSH® wheel with all terrain tires. This is important to keep in mind when driving over rough terrains.
- Due to the performance suspension equipped on the ROUSH® Trucks, a snowplow or other functional element should not be installed.
- The wide profile of the tires on your vehicle has a tendency to “telegraph” road irregularities such as crowned or grooved pavement. This is not a defect in your vehicle; rather a pull or a push in your vehicle’s front end may be due to road conditions.
- With the tread design on your ROUSH® Truck tires, there may be an increase in noise while traveling at higher speeds.

If suspension adjustments are made from the factory installed position, note that, the residue from the tamper proof labels should only be removed using soap and water. Dry using a soft cloth to ensure proper operation of the adjustment feature.

\*Caution, if the vehicle has four-wheel drive and a different size spare tire is installed, do not drive in four-wheel drive until the flat tire is repaired and/or replaced. When the spare tire is used, driving characteristics may be affected, do not drive more than 55mph (88km/h), do not pull a trailer, and do not drive more than 50 miles. Note, if spare tire is used on rear axle, warning lights will appear. Once original tire is re-installed, warning lights will go away.

## SECTION 4 - VEHICLE CARE SUGGESTIONS

### INTERIOR

To keep your ROUSH® Truck in like-new condition, perform regular maintenance using quality materials and proper procedures. Carefully follow the manufacturer's directions when using any product, and always test cleaning products for suitability on an area that is inconspicuous. Always open your vehicle's doors or windows when you are cleaning the inside of your vehicle. NEVER use products such as gasoline or paint thinner to clean your vehicle as they are dangerous to both you and your vehicle.

### Leather

Real leather is not uniform and may have scars, scratches, and wrinkles. To clean your leather, use a



mild soap or leather cleaner and wipe it with a damp soft cloth. Buff the leather after cleaning with a dry, soft cloth. Regular maintenance will protect the leather and help it retain its natural beauty.

### **Vinyl**

Vinyl can be cleaned either with a mild soap and water solution or commercially available products. At times, it may be necessary to use a soft bristled brush to remove stubborn stains or dirt from the surface.

### **Fabric**

Remove dust and loose dirt from fabric with a whisk broom or vacuum cleaner. Remove fresh stains immediately with a fabric spot cleaner.

### **Carpet**

Vacuum the carpet frequently to remove dirt. Ground-in dirt will make the carpet wear prematurely. Use a foam type carpet shampoo periodically to keep your carpet looking new. Follow the instructions that are supplied with the cleaner but be careful to not oversaturate the carpet as it may take an excessive amount of time to dry.

## Programming Your ROUSH® Console Vault

1. The combination is factory-set at 0 - 0 - 0 - 0.
2. The combination must be on opening number prior to resetting.
3. On the underside outer edge of the lock there is a hole for the code reset button. Rotate the face of cam until the code reset button comes into view.
4. Push this pin in with a paper clip and keep it pushed in.
5. Set your personal combination by turning the dials to the desired combination.
6. Release the reset button and your new combination is set.
7. To lock, rotate lock to "Locked" position. Rotate one or more dials after lock is closed.
8. Then, to open the lock, turn dials to your personal combination.



## **EXTERIOR Washing**

To protect your vehicle's exterior finish and graphic decals (if applicable), it is important to wash your vehicle often. Industrial fallout, road tar, bird droppings, tree sap, and other foreign matter can damage the finish on your vehicle. Generally, the longer the material remains in contact with the exterior finish or graphic decals, the more extensive the damage that can occur. Damage that results from these and similar conditions is not covered under your vehicle's warranty, so care should be taken to inspect and keep your exterior clean.

Wash your vehicle as soon as possible when it becomes dirty. Do not wash your vehicle in direct sunlight, but rather park in a shady area. Before washing, rinse your





vehicle with clean water to remove any surface contamination. Next, wash the vehicle from top to bottom using a soft sponge or wash mitt with a mild vehicle wash soap. Finally, rinse the vehicle thoroughly and wipe it dry with a soft towel or chamois. To complete the job, carefully clean the door jambs and joints between the doors, hood, and trunk of your vehicle with a damp cloth. Never wipe a dry surface, as fine scratches in your paint will result. The non-gloss paint finish of the front exterior grille and bumper cover should be handled carefully as excessive contact will create smooth paint surfaces and effect gloss level.

ROUSH® recommends hand washing your vehicle. Please be aware that automatic car washes can damage the vehicle in a number of ways; often the tire tracks used are too high and could damage the body components or are too narrow; the washing elements and rotating brushes can snag or catch on body components or accessories and pull them off or scratch the paint (which is especially visible on darker paint colors). If your vehicle is equipped with decals, such as stripes, do not use a commercial or high-pressure wand on the stripped surfaces or stripe edges. Damage resulting from an automatic car wash or high-pressure wand is not covered under your warranty.

**Some Other Suggestions:**

Some types of car washes apply both high pressure and high temperatures to the vehicle, which can result in heat distortion and loosening of the body styling components on the vehicle body. Therefore, be sure to observe the following precautions:

- Maintain a minimum distance of approximately 16 inches (40 cm) between the vehicle body and the wash nozzle.
- When washing around the door glass, increase the distance to 40 inches (1m) and spray at right angles to the glass surface.

## **Waxing**

ROUSH® recommends that you wax your vehicle at least twice a year, or when painted surfaces do not shed water well. Make sure your vehicle is clean and dry before waxing. As with washing, do not apply wax in direct sunlight.

Normal wear and tear may result in your vehicle's finish having some minor scratches or chips. Many times, minor scratches can be removed with a fine polishing compound available at your local automotive store. Chips can be touched up with paint readily available from your local Ford dealer. Your vehicle's paint color code is noted on your driver's door label installed by Ford at the time of manufacture. Never apply wax to any matte finish decals as it could cause permanent discoloration and damage.



## **Fender Flare Trim Tool**

The Fender Flare Edge Trim tool is a small plastic tool that is in the glove box of select packages. This tool is used to move the rubber edge trim back into position in the case it happens to become dislodged.

Using the supplied edge trim tool, seat the edge trim against the vehicle by hooking the curved edge trim at one end of the flare and progress across the arch until the seal has returned to its fully seated position.

## **How to Use the Lugnut key**

The Lugnut Key is required to remove the locking/anti-theft style wheel lug nut, and can be found in a small black bag in the glove box. The key will fit directly over the lugnuts on your wheels and can be taken off with the tool provided by Ford within the vehicle or similar.

## **Installation of the ROUSH® Hitch Cover**

The ROUSH® Trailer Hitch Cover is shipped in the glove box of the vehicle and does not require a hitch pin or clip for installation. For the F-150, the cover simply fits over the receiver tube for easy installation. **Note: Super Duty has two hitch styles, the cover will fit over the 2" style insert, but not the larger 2.5" insert. The retention ring will stretch around the 2.5" hitch for retention, with plug inserting into the 2" receiver.**

## **Installing a Front License Plate (2023+ F-150 packages)**

1. Locate the front license plate hardware kit provided in the glove box of your new ROUSH vehicle. The kit includes two (2) Front Plate Mounting Brackets, two (2) M6x18 Front Plate Mounting bolts, two (2) foam pads and two (2) 10/32 J-Bracket Mounting Nuts.
2. Reaching through the lower bumper front opening, look up and locate the two threaded studs that will be used to mount the brackets.
3. Slip the Mounting Bracket onto the stud and secure using one of the 10/32 nuts. Tighten until snug using a nut driver or similar tool. Repeat for other side.



4. Place the foam pads provide on the backside of your license plate or directly onto the bumper cover to aid in preventing any squeaks and rattles between the front plate and the bumper.
5. Secure the front plate to the mounting brackets using the two (2) M6 bolts.



## **SECTION 5 – GENERAL INFORMATION ABOUT THE ROUSH® LIMITED WARRANTY**

ROUSH® is proud to offer you one of the most comprehensive warranties in the performance business, which is subject to certain limitations and disclaimers further identified below.

This section provides an overview of the ROUSH® Limited Warranty. For specific details, you can refer to the ROUSH® Limited Warranty Section below or contact your authorized Ford Dealer who sells ROUSH® Vehicles. We also offer a toll-free customer service number for any consumer questions. You can reach us between the hours of 8 AM and 5 PM Eastern Standard Time, Monday through Friday, at 800.59.ROUSH (800.597.6874).

### **Maintaining Your Vehicle Properly**

Your glove box contains a Ford Schedule Maintenance Guide for reference and recording maintenance work performed on your vehicle. Proper vehicle maintenance is the sole responsibility of the vehicle owner. ROUSH® Performance Products and/or Ford Motor Company may deny you warranty coverage if you fail to keep records and receipts that verify vehicle maintenance specified in the Ford Schedule Maintenance Guide has been performed.

### **When Does Your ROUSH® Warranty Begin?**

Your ROUSH® warranty begins either the day you take delivery of your new vehicle or the day it is first put into service (for example, as a dealer demonstrator), whichever occurs first. The vehicle's original in-service date or Warranty Start Date (WSD) is determined by Ford dealer OASIS (Online Automotive Service Information System) report.

Should you ever require warranty repairs to any ROUSH® part on your vehicle, we recommend that you take your vehicle to an authorized Ford Dealer that sells ROUSH® Vehicles for service.

### **Who Pays For ROUSH® Warranty Repairs?**

You will not be charged for covered warranty repairs made during the warranty periods identified in the ROUSH® Limited Warranty for those ROUSH® parts installed by ROUSH®. All initial warranty claims are processed through your dealer and the ROUSH® Performance corporate office in Livonia, Michigan, regardless of where in North America the vehicle was purchased.



## **Vehicle Service**

Authorized Ford Dealers that sell ROUSH® Vehicles have been selected because they share our vision of quality and are best equipped to service ROUSH® products. If a service need arises, we recommend you contact the original selling dealer of your ROUSH® Vehicle. If this is not possible, we recommend that you take your vehicle to any authorized Ford Dealer for service. If you have a warranty claim, please contact your local authorized Ford Dealer that sells ROUSH® Vehicles or contact ROUSH® Performance Customer Service between 8 AM and 5 PM Eastern Standard Time, Monday through Friday, at 800.59.ROUSH (800.597.6874). Please have available the vehicle identification number found in the front windshield base or driver's door jamb.

## **Emergency Repairs**

If you encounter an emergency where neither an authorized Ford Dealer that sells ROUSH® Vehicles, nor any authorized Ford Dealer is available to repair your vehicle and you must have repairs made by someone else, ROUSH® may reimburse you for the cost of repairs (within reason) and with prior approval from ROUSH®. Be sure to obtain the parts that were replaced along with a receipt for the repairs. Present both to your local authorized Ford Dealer that sells ROUSH® Vehicles, who will work with ROUSH® to determine if the repair is warrantable and reimbursement is justified.

## **Customer Service**

Authorized Ford Dealers that sell ROUSH® Vehicles have been selected because they share our vision of quality and are best equipped to service your ROUSH® products.

If you have any questions or issues relating to your ROUSH® Vehicle, we suggest you follow these steps:

1. First, contact your selling Ford Dealership salesperson or service advisor.
2. If your concerns remain unresolved after Step 1, please contact the dealership's Sales Manager or Service Manager.
3. If you are still unable to resolve your concern, please feel free to contact ROUSH® Performance Customer Success between the hours of 8AM and 5 PM Eastern Standard Time, Monday through Friday, at 800.59.ROUSH (800.597.6874). A ROUSH® representative will assist you in resolving your concern.

## **Production Changes**

ROUSH® and those authorized Ford dealers that sell ROUSH® Vehicles reserve the right to make changes in vehicles at any time without incurring any obligation to make the same or similar changes on vehicles previously built or sold.

### **Does The ROUSH® Warranty Apply in Other Countries?**

The ROUSH® Limited Warranty described here applies to your vehicle if the vehicle was originally sold or leased by a Ford dealer in the United States or U.S. Federalized Territories that sells ROUSH® Performance Products, and it was originally registered/licensed and operated in the United States, U.S. Federalized Territories, or Canada.

If you meet this requirement, you have ROUSH® warranty coverage when you travel with your vehicle outside of the United States or Canada. In some cases, you may have to pay the servicing authorized Ford Dealer in a foreign country for a repair that is covered under the ROUSH® warranty. If this occurs, be sure to save the paid repair order or invoice. For refund consideration, you should present your receipt to your U.S. or Canada authorized Ford dealer that sells and services ROUSH® vehicles.

## **SECTION 6 - ROUSH® LIMITED WARRANTY**

### **Who is Covered**

The vehicle is covered for the original purchaser of a new, genuine ROUSH® Vehicle that has been upfitted by the ROUSH® factory with genuine ROUSH® parts and components (individually and collectively called "ROUSH® Part(s)") and purchased from an authorized Ford Dealer that sells ROUSH® Vehicles. This Limited Warranty is transferable from the original purchaser to subsequent owners within the warranty period. The term "ROUSH® Part(s)" as used in this Limited Warranty includes all ROUSH®-installed parts and components on the vehicle, unless the part is separately called out in this warranty.

### **Warranty Period and Coverage for Non-Emission Roush® Part(s)**

The warranty period for ROUSH® Part(s) (other than emissions-related ROUSH® Part(s)) will be the first to occur of 3 years or 36,000 miles; subject to the limitations of coverage and exclusions identified below. The Warranty Start Date is determined by the Ford dealer OASIS (Online Automotive Service Information System) report (as stated in Section 5 - "When Does Your Warranty Begin").

When installed, ROUSH® Part(s) will void the Ford warranty as it pertains to that specific part or component (e.g., a ROUSH® suspension package will only void the Ford suspension warranty). The ROUSH® warranty only covers defects in materials and workmanship of ROUSH® Part(s) and their installation, from the date and mileage your vehicle is first put into service. During the warranty period ROUSH® will in its sole discretion repair, replace, or adjust any defective ROUSH® Part(s) on the vehicle or other substantially damaged areas on the vehicle that arise as a direct result of interaction with the defective ROUSH® Part(s). A replaced ROUSH® Part or component assumes the remaining warranty of the original replaced ROUSH® Part(s). ROUSH® reserves the right to improve or modify any ROUSH® Part(s) without assuming any obligation to update or replace any previously manufactured and installed ROUSH® Part(s).

**ALL ROUSH® VEHICLE WARRANTY COVERAGE IS SUBJECT TO THE FOLLOWING LIMITATIONS**

- **Alignment.** ROUSH® will provide reimbursement for one front-end alignment under warranty during the first 12 months or 12,000 miles, whichever occurs first, on vehicles that include a ROUSH®-installed suspension system. ROUSH® requires a before-and-after alignment printout to accompany the service invoice.
- **Wheel Balancing.** Wheel and tire assemblies are balanced by ROUSH® and typically will not require adjustment. If balancing is needed, ROUSH® will pay for one wheel balance on each tire during the first

12 months or 12,000 miles, whichever occurs first.

- **Tires.** The tires fitted to your ROUSH® wheels are separately warranted by the tire manufacturer, which is included in the owner literature that came with your vehicle. If the tire warranty information is not in your owner's literature, call the tire manufacturer directly to request information. If a tire is damaged during the warranty period as a result of a ROUSH® Part(s), ROUSH® will replace the tire on a pro-rated mileage basis.
- **ROUSH® Painted Body Components.** Paint defects that are cosmetic in nature, such as runs, fisheyes, and similar issues, are warranted for 12 months or 12,000 miles, whichever occurs first.

### **What is Not Covered?**

The following circumstances are intended to parallel standard Ford warranty exclusions and are not covered by this warranty, including but not limited to:

- Abnormal operation, road hazards, misuse, abuse, neglect, accidents, collision, fire, theft, freezing, vandalism, riot, explosion, or objects striking the vehicle;
- Participating in or preparation of the vehicle for racing (off-highway, track, or otherwise), other competition, off-highway performance driving, or any other competition conditions;
- Misusing the vehicle, such as driving over curbs, overloading, racing, 'brake torquing', or using the vehicle as a stationary power source;

- **Altering, disassembling, or modifying the ROUSH® Part(s) after the vehicle leaves the Ford Dealer's or ROUSH's control;**
- **Tampering with the vehicle or with other parts (OEM or ROUSH®) that affect the ROUSH® Part(s) including without limitation the emissions systems or other parts that affect these systems;**
- **Defects caused or induced by failures, breakdowns, or damage by other parts, components or the vehicle;**
- **Vehicle recall or service campaign warranty claims negotiable on an incident-by-incident basis;**
- **Subjecting the ROUSH® Part(s) to excess moisture or water or any motor vehicle fluids (e.g. oil, anti-freeze, battery acid, brake fluid, etc.) or driving through water deep enough to cause water to be ingested into the engine;**
- **Acts of God, acts of war or terrorism, natural disasters, sandstorms, and other similar causes beyond the reasonable control of ROUSH®;**
- **Application of chemicals that affect the ROUSH® Part(s) including without limitation, caustic (acid-based) cleaners on chrome, coated, or finished surfaces;**
- **Lack of maintenance or lack of fluids;**
- **Failure to follow recommended maintenance of the ROUSH® Part(s) including without limitation periodic cleaning and polishing;**
- **Damage resulting from a collision (including operation of such an impaired vehicle will void this**

- warranty), owner is responsible for ensuring no further damage occurs once damage has occurred; and
- Installation or modification with aftermarket components including ROUSH® Retail Performance Parts may void the Powertrain Warranty.

This warranty does not cover surface deterioration of paint, finish, trim, and appearance items on any ROUSH® Part(s) that result from use and/or exposure to environmental elements such as stone/rocks, bird droppings, lightning, hail, berries, leaves, earthquakes, windstorm, road salt, brake dust, tree sap, water, flood, etc. Furthermore, related damage, including but not limited to stone chips, dings, dents, discoloration, surface corrosion, normal wear and tear, etc., is not covered by this warranty.



## **MAINTENANCE/WEAR**

The ROUSH® Limited Warranty does not cover: (1) parts and labor needed to maintain the vehicle; and (2) the replacement of parts due to normal wear and tear. You, as the owner, are responsible for these items. Some examples of maintenance and normal wear are:

- Oil changes
- Oils, lubricants, and other fluids
- Oil/air filters
- Cleaning/polishing
- Clutch linings
- Wiper blades
- Tire rotation/inflation
- Brake friction materials

## **SECTION 7 - HOW TO GET SERVICE FOR NON-EMISSIONS ROUSH® PART(S)**

For warranty service, ROUSH® recommends that you bring your vehicle to an authorized Ford Dealer that sells ROUSH® Vehicles, or if one is not available, to any authorized Ford Dealer. The dealer will review and submit all claims for defects in, or damage arising from ROUSH® Part(s) or their faulty installation. ROUSH® will promptly assess the claim and make a determination regarding the claim. To the extent Ford's warranty is involved, the final action will be determined by a combined analysis of the Ford Dealer, Ford Motor Company, and a ROUSH® Performance representative. The Ford Dealer must receive ROUSH®'s written authorization before beginning any work to be billed to ROUSH®.

ROUSH® reserves the right to transport your vehicle to the ROUSH® factory for any repair, replacement, or adjustment of ROUSH® Part(s). However, ROUSH®'s warranty does not cover the cost of rental cars or towing during the performance of any such repair, replacement, or adjustment service, whether performed at ROUSH®'s factory or a Ford Dealership.

For further information about ROUSH® Performance Vehicles and products, call us between the hours of 8AM and 5PM Eastern Standard Time, Monday through Friday, at **800.59.ROUSH (800.597.6874)**, or locate us at **[www.ROUSHPerformance.com](http://www.ROUSHPerformance.com)**.

## **SECTION 8 - ROUSH'S WARRANTY COVERAGE AND AFTERMARKET PARTS/RACING**

ROUSH® Vehicles are engineered for street performance and are not intended or warranted for use on a racetrack, off-road, or otherwise. ROUSH® does not recommend modifying or racing ROUSH® Vehicles, as they are designed to be driven as built and delivered from ROUSH®.

Although the installation of aftermarket parts by itself will not void the ROUSH® Limited Warranty, failures that result from these parts or modifications may result in a denial of warranty coverage by ROUSH® for such damage. The best rule of thumb is to consider whether any modification you do may cause any component to fail, and if it does, recognize that ROUSH® will likely deny warranty coverage for any subsequent damage.

If you intend utilize the ROUSH® Vehicle for off-road use, racing (off-highway, track, or otherwise), track preparation and participation, off-highway performance driving, or any other competition conditions, and the loss of warranty coverage is not a concern, ROUSH® recommends that you make those modifications necessary to ensure that the vehicle can be driven safely under such conditions. Again, subjecting the vehicle to such conditions will void the ROUSH® Limited Warranty; therefore, all repairs to the vehicle will be non-reimbursable.

## **SECTION 9 - WARRANTY DISCLAIMER AND LIMITATION OF LIABILITY**

The ROUSH® limited warranty and its remedies described in this ROUSH® owner's guide supplement are exclusive and in lieu of all other warranties, remedies, and conditions, whether oral or written, statutory, expressed or implied, as permitted by applicable law. ROUSH® specifically disclaims all express, statutory, or implied warranties, including, without limitation, the warranties of merchantability, fitness for a particular purpose, and warranties against hidden or latent defects. ROUSH® disclaims the implied warranty of fitness for a particular purpose (even if your vehicle is equipped for racing). If ROUSH® cannot lawfully disclaim any statutory or implied warranties then to the extent permitted by law, all such warranties shall be limited in duration to the warranty period and the warranty coverage described herein. Except as provided in this warranty and to the extent permitted by law, ROUSH® is not responsible for special, indirect, consequential, incidental, or punitive damages resulting from any breach of warranty or condition, or under any other legal theory including, without limitation, loss of earnings, personal damages, personal injury (including death), personal expenses (food, room, medical, dental), or rental vehicle expenses. ROUSH®'s maximum liability to you for any and all loss or damage, whether as a result of breach of contract, warranty, tort (including negligence and strict liability) or otherwise, shall be limited to the actual price paid by you for the ROUSH® package of ROUSH® part(s) installed on the ROUSH® Vehicle that gave rise to the claim.

## **SECTION 10 – CUSTOMER ASSISTANCE AND HOW STATE LAW APPLIES**

If you are not satisfied with the handling of a warranty matter, please contact ROUSH® Performance Customer Success between the hours of 8AM and 5PM Eastern Standard Time, Monday through Friday, at 800.59.ROUSH (800.597.6874).

This ROUSH® Limited Warranty gives you specific legal rights, and you may have other rights which vary from state to state.

## **SECTION 11 – ROUSH® Vehicle or ROUSH® Truck Definition**

As used in this manual, “ROUSH® Vehicle” and “ROUSH® Truck” means a Ford vehicle that has been altered by ROUSH® and certified for compliance with FMVSS (Federal Motor Vehicle Safety Standards) and applicable EPA/ARB regulations.

## **SECTION 12 – CALIFORNIA PROPOSITION 65 WARNING STATEMENT**

**WARNING:** Some constituents of engine exhaust, certain vehicle components, certain fluids contained in vehicles, and certain products of component wear contain or emit chemicals known to the State of California to cause cancer and birth defects or other reproductive harm.

## **SECTION 13 – CONTACT US**

### **ROUSH® Performance**

Phone: 1-800-59-ROUSH (597-6874)

Email: [RPPcustomerservice@ROUSH.com](mailto:RPPcustomerservice@ROUSH.com)


Web Contact Form: <https://www.ROUSHPerformance.com/help/contact.html>

Web Site: [www.ROUSHPerformance.com](http://www.ROUSHPerformance.com)






***REGISTER YOUR ROUSH®***







**800.59.ROUSH**  
**ROUSHperformance.com**



**[facebook.com/ROUSHperformance](https://facebook.com/ROUSHperformance)**



**[twitter.com/ROUSHperf](https://twitter.com/ROUSHperf)**



**[youtube.com/user/ROUSHperformance](https://youtube.com/user/ROUSHperformance)**



**[@ROUSHPERFORMANCE](https://instagram.com/@ROUSHPERFORMANCE)**