

# ACART



Specification Guide

**Linen Series**

## Table of Contents

Single Linen Hampers	3
Double / Quad Linen Hampers	3
Step-On Covered Single Hamper System	4
Linen Bags	4
Patient Apparel Carts	5
Uniform / Coat Racks	5
Coat Rods	5
Hanger	5
Mini Starcarts	6
Regular Starcarts	6
Heavy Duty Starcarts	7
Econocarts	7
Bulk Handling Starcarts	8
Jumbo Starcarts	8
Convertible Linen Trucks	9
Easy Access Starcarts	9
Doublewall Starcarts	10
Elevated Starcarts	10
Heavy Duty Elevated Starcarts	11
Scale Starcarts	11
Next Generations Starcarts	12
Duracarts	12
Starcart Add-Ons	13

## Single Linen Hampers

MODEL #	D x W x H (In.)	LID	DESCRIPTION
CA20	12 x 19 x 38	Without lid	Basic chrome wire hamper with 4 x 3" swivel casters
CA20-N	17-1/2 x 14-1/2 x 34	With lid	Mobile tension hamper stand, wire tension arms 7/8" tubular steel
CA21	12 x 19 x 38	With lid	Basic chrome wire hamper with 4 x 3" swivel casters



## Double / Quad Linen Hampers

MODEL #	D x W x H (In.)	DESCRIPTION
CA23	22 x 27 x 38	All welded tubular double bag hamper
CA24	22 x 27 x 38	All welded tubular double bag hamper with foot pedal
CA29	27 x 43 x 38	All welded tubular quad bag

### FEATURES

- Permits separation of patient bed linens or sortation as needed.
- 1" tubular chrome construction.
- Wrap-around bumper to protect doorways and halls.
- 4 x 3" swivel casters.

## Step-On Covered Single Hamper System

Complete System for Identification, Containment and Collection.

MODEL #	D x W x H (In.)
HS50	20-1/2 x 19 x 38

### FEATURES

- Chrome plated steel
- Step-on opening feature
- 2" casters provide complete mobility
- Bottom rack to support heavy loads
- Storage rack for extra bags



HS50

## Linen Bags

Size 30" x 40". Custom sizes available.

MODEL #	DESCRIPTION
BAGS	10 denier with cord and lock
BAGS-HD	400 Denier (with leakproof coating) with cord and lock
BAGS-MH	Nylon mesh

## Patient Apparel Carts

Designed for efficient distribution of patient apparel using a system of individual compartments for folded clothing and an area for hanging garments.

MODEL #	DESCRIPTION
2460-12CH	12 individual compartments on 24" x 30" shelves with label holders. 30"W hanger bar. Bottom and top shelf 24"D x 60"W, 4 posts 63"H
2460-35CH	35 individual compartments with label holders. Compartments separated by chrome divider rods 60"H (23 each). 60"W hanger bar. Bottom and top shelf 24"D x 60"W, 4 middle shelves 14"D x 60"W, 4 posts 63"H, 2 posts 59"H. Donut bumpers.

### FEATURES

- 24"D x 60"W x 69"H
- 4 each 5" swivel casters, two with brakes
- Optional Dolly base with wrap-around bumper available for mobile applications



2460-12CH



2460-35CH

## Uniform / Coat Racks

Convenient means of storing - transporting lab coats, uniforms or any hanging garments. Includes 4 posts, 2 wire shelves, coat rod with brackets, donut bumpers and 5" swivel casters, two with brakes.

MODEL #	D x W x H (In.)
UR36CH	18 x 36 x 79
UR48CH	18 x 48 x 79
UR60CH	18 x 60 x 79

## Coat Rods

Coat Rod can be added to any wire shelving unit. Specify depth of shelf when ordering.

MODEL #	WIDTH (In.)
5036CH	36
5048CH	48
5060CH	60


## Hanger

Hangers sold separately

MODEL #
Chrome
CHCH



CHCH



5048CH

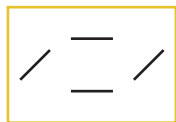
## Mini Starcarts

Small but mighty! Mini Starcarts come equipped with 4 all-swivel threadguard casters mounted on a plated steel undercarriage giving them excellent manoeuvrability. Mini Starcarts are moulded from polyethylene giving them the strength to hold up under tough conditions. Stocked in grey.

MODEL #	B.U.	C.U.	L x W x H Inside Dim. (In.)	L x W x H Outside Dim. (In.)	MAX LOAD (Lbs.)	SHIPPING WEIGHT (Lbs.)	CASTER SIZE (In.)
100A	4	5	18 x 18 x 23	21 x 21 x 23	200	20	3
105A	5	6	30 x 16 x 24	33 x 19 x 28	200	25	3
350A	6	7	30 x 20 x 20	33 x 23 x 24	300	35	3
108A	6	7	22 x 22 x 34	24 x 24 x 38	200	30	3
110A	7	8	31 x 21 x 21	35 x 25 x 25	300	30	3
115A	8	9	45 x 16 x 24	48 x 19 x 28	300	40	3



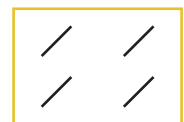
Caster Pattern:  
Diamond



125A



Caster Pattern:  
All Swivel



100A

## Regular Starcarts

A seamless rotomoulded 3/16" thick body and a treated plywood base ensures these carts are built to last. With 3" threadguard casters you'll find these carts easy to maneuver. Lids are available for models 125A and 154A. Stocked in grey.

MODEL #	B.U.	C.U.	L x W x H Inside Dim. (In.)	L x W x H Outside Dim. (In.)	MAX LOAD (Lbs.)	SHIPPING WEIGHT (Lbs.)	CASTER SIZE (In.)
125A	10	12	35 x 23 x 25	39 x 27 x 30	400	40	3
135A	12	15	37 x 25 x 26	41 x 29 x 31	400	45	3
345A	14	16	38 x 26 x 28	43 x 31 x 33	400	50	3

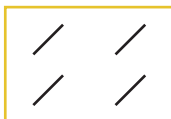
## Heavy Duty Starcarts

These carts offer all the same great features as our Regular Starcarts, with twice the height carrying capacity. Features include thicker walls, larger and higher load rated casters, a treated plywood undercarriage and a small taper for nesting, minimizing required storage space and shipping costs. Heavy Duty Starcarts are perfect for moving extra-large or extra-heavy loads. All High Duty Starcarts are stocked in grey.

MODEL #	B.U.	C.U.	L x W x H Inside Dim. (In.)	L x W x H Outside Dim. (In.)	MAX LOAD (Lbs.)	SHIPPING WEIGHT (Lbs.)	CASTER SIZE (In.)
125B	10	12	35 x 23 x 25	39 x 27 x 31	800	50	4
135B	12	15	37 x 25 x 26	41 x 29 x 32	800	55	4
145B	14	16	38 x 26 x 28	43 x 31 x 34	800	60	4
155B	16	19	38 x 26 x 30	43 x 31 x 36	800	65	4
160B	18	22	54 x 30 x 25	59 x 35 x 32	800	70	5
180B	19	24	48 x 30 x 30	53 x 35 x 38	800	85	5
195B	38	46	72 x 36 x 33	78 x 42 x 42	1600	115	6



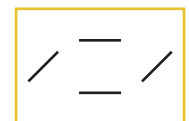
**Caster Pattern:  
All Swivel**



**Caster Pattern:  
Corner**



**Caster Pattern:  
Diamond**



Or

## Econocarts

Our most economical Starcart! Sharing some of the same great features as our Regular Starcarts, our Econocarts are designed for lighter loads and priced accordingly. Econocarts are rotomoulded from black recycled plastic and each feature all-swivel threadguard casters.

MODEL #	B.U.	C.U.	L x W x H Inside Dim. (In.)	MAX LOAD (Lbs.)	SHIPPING WEIGHT (Lbs.)	CASTER SIZE (In.)
111ECS	8	9	36-1/2 x 24-1/2 x 26	175	23	2-1/2
125EC	10	12	39 x 27 x 29	200	30	3

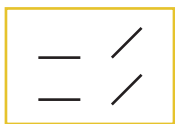
## Bulk Handling Starcarts

Acarts Bulk Handling Starcarts are the perfect combination of accessibility and strength. These carts are designed to be tough under any condition with heavy ribbing and an extra rugged moulded plastic base. Bulk Handling Starcarts offer the maximum in durability! The sidewall cut out gives easy access to the cart's contents, while the 2 rigid and 2 swivel non-marking neoprene casters make it easy to quietly maneuver as well! Stocked in blue.

MODEL #	B.U.	C.U.	L x W x H Inside Dim. (In.)	L x W x H Outside Dim. (In.)	MAX LOAD (Lbs.)	SHIPPING WEIGHT (Lbs.)	CASTER SIZE (In.)
1700B	30	37	47 x 27 x 46	48 x 28 x 55	1000	120	6
1800B	37	46	47 x 27 x 57	48 x 28 x 66	1000	145	6



Caster Pattern:  
Corner

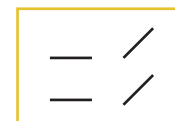


1800B



850B

Caster Pattern:  
Corner



Caster Pattern:  
Diamond



Or

## Jumbo Starcarts

The Jumbo Starcart is our largest cart and capable of holding up to 1500 lbs. This cart comes stocked with 2 rigid and 2 swivel threadguard casters mounted on a recessed plywood undercarriage. Don't let the size of this cart fool you; you'll be surprised how easy it is to maneuver! Options: 1 tier cut-out, 2 tier cut-out, 1 side cut-out or 2 side cut-out.

MODEL #	B.U.	C.U.	L x W x H Inside Dim. (In.)	L x W x H Outside Dim. (In.)	MAX LOAD (Lbs.)	SHIPPING WEIGHT (Lbs.)	CASTER SIZE (In.)
840B	30	38	60 x 40 x 28	62 x 44 x 38	1200	180	6
850A	48	60	62 x 42 x 42	65 x 45 x 52	900	170	5
850B	48	60	62 x 42 x 42	65 x 45 x 54	1500	200	6



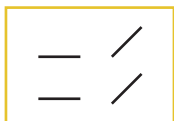
## Convertible Linen Trucks

The reinforced plastic shelves drop down and slide into place, creating a strong and secure door. This truck is equipped with heavy duty, non-marking, neoprene casters and the smooth design eliminates the chance of linen snags. The moulded heavy duty ribbing provides maximum durability while the moulded in handles make for easy manoeuvrability. Options: closed or open top, cart colour, shelf colour.

MODEL #	B.U.	C.U.	L x W x H Outside Dim. (In.)	MAX LOAD (Lbs.)	SHIPPING WEIGHT (Lbs.)	CASTER SIZE (In.)
1750A	37	46	48 x 28 x 73-1/2	1500	200	6



Caster Pattern:  
Corner



1750A



165B

Caster Pattern:  
Corner



Caster Pattern:  
Diamond

Or



## Easy Access Starcarts

Our Easy Access Starcart was designed with you in mind! This ergonomic design ensures the best possible material handling experience. The sidewall cut out gives easy access to the contents, reducing stress and strain on your lower back, while minimizing excessive bending. These popular carts are mounted on the treated plywood base with your choice of caster pattern, allowing you to customize these Starcarts to fit your needs. Stocked in grey.

MODEL #	B.U.	C.U.	L x W x H Inside Dim. (In.)	L x W x H Outside Dim. (In.)	MAX LOAD (Lbs.)	SHIPPING WEIGHT (Lbs.)	CASTER SIZE (In.)
150B	16	19	38 x 26 x 29	43 x 31 x 36	800	52	4
165B	18	21	41 x 27 x 32	46 x 31 x 39	900	75	5
175B	21	24	41 x 27 x 42	46 x 31 x 49	900	85	5
185B	21	24	58 x 27 x 32	63 x 31 x 39	900	100	5

## Doublewall Starcarts

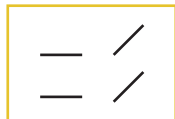
When you need a cart that can handle even the roughest jobs, you can't go wrong with the Doublewall Starcart. Designed to handle abuse, the reinforced doublewall thickness can stand up to just about anything. Model #1000B has a painted steel base with 6" threadguard casters in your choice of corner or diamond caster pattern. Model #1200B has a thread plywood base with 6" threadguard casters, in a diamond caster pattern.

MODEL #	B.U.	C.U.	L x W x H Inside Dim. (In.)	L x W x H Outside Dim. (In.)	MAX LOAD (Lbs.)	SHIPPING WEIGHT (Lbs.)	CASTER SIZE (In.)
1000B	12	15	35 x 25 x 30	39 x 29 x 39	1500	90	6
1200B	24	24	49 x 30 x 29	52 x 32 x 37	1500	125	6



1200B

Caster Pattern:  
Corner



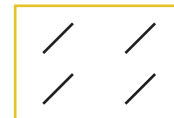
Or

Caster Pattern:  
Diamond



300E

Caster Pattern:  
All Swivel



## Elevated Starcarts

A removable plastic body at the back-friendly height makes our Elevated Starcarts the perfect solution for dozens of material handling needs. The 3" all-swivel casters mounted on a power coated steel frame provides long-lasting durability and maximum manoeuvrability. Stocked in grey.

MODEL #	B.U.	C.U.	L x W x H Inside Dim. (In.)	L x W x H Outside Dim. (In.)	MAX LOAD (Lbs.)	SHIPPING WEIGHT (Lbs.)	CASTER SIZE (In.)
300E	4	5	30 x 16 x 16	33 x 19 x 28	200	25	3
350E	6	7	30 x 20 x 20	33 x 23 x 29	200	35	3

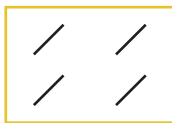
## Heavy Duty Elevated Starcarts

These Heavy Duty Elevated Starcarts are perfect for heavier loads. The Heavy Duty Elevated Starcarts have all the same great features as the regular Elevated Starcarts except with larger all-swivel threadguard casters and a reinforced steel frame, giving them the ability to handle 4 to 5 times the weight of the regular models. Stocked in blue.

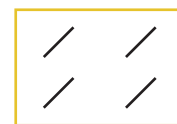
MODEL #	B.U.	C.U.	L x W x H Inside Dim. (In.)	L x W x H Outside Dim. (In.)	MAX LOAD (Lbs.)	SHIPPING WEIGHT (Lbs.)	CASTER SIZE (In.)
310E	4	5	35 x 23 x 10	39 x 27 x 29	800	55	4
320E	2	3	45 x 22 x 5	48 x 24 x 34	800	60	4
330E	7	9	45 x 22 x 15	48 x 24 x 36-1/2	1000	70	4



**Caster Pattern:  
All Swivel**



**Caster Pattern:  
All Swivel**



## Scale Starcarts

Scale Starcarts make weighing your materials easier. Instead of having to lug your materials to a stationary scale, these carts bring the scale to the materials without the hassle. These carts are adjustable for tare weight so you'll get an accurate measure of your load up to 250 lbs! The removable plastic body is equipped with a power coated steel base, and mounted on all-swivel threadguard casters. Stocked in grey.

MODEL #	B.U.	C.U.	L x W x H Inside Dim. (In.)	L x W x H Outside Dim. (In.)	MAX LOAD (Lbs.)	SHIPPING WEIGHT (Lbs.)	CASTER SIZE (In.)
300SC	4	5	30 x 16 x 16	33 x 19 x 29	250	35	3
350SC	6	7	30 x 20 x 20	33 x 23 x 33	250	45	3

## Next Generations Starcarts

The Starcart that has it all! You'll find these carts more durable and impact resistant because we've combined a single wall body with a double wall box-style lip. You'll have better rollability and manoeuvrability because we've paired two heavy duty casters in the front with two larger wheels in the back. Add ergonomic moulded-in handles and you have what we believe to be the best poly cart on the market. Stocked in blue.

MODEL #	B.U.	C.U.	L x W x H Outside Dim. (In.)	MAX LOAD (Lbs.)	SHIPPING WEIGHT (Lbs.)	CASTER SIZE (In.)
730B	14	16	48 x 31 x 34-1/2	1000	80	10 + 5
750B	19	24	60 x 31-1/2 x 35-1/2	1000	100	12 + 5
770B	32	39	72 x 35-1/2 x 40	1500	130	12 + 6



770B



DC-12

DC-14

**Caster Pattern:**  
Corner



## Duracarts

These carts are seriously durable! Acart Duracarts offer a solution for many of your material handling needs. Handles moulded into the cart create a sleek design, while the 2 swivel and 2 fixed non-marking casters mounted on a recessed plywood undercarriage deliver excellent manoeuvrability. To top it off this cart is a work horse! All Duracart models have a 400 lb load capacity. Stocked in blue.

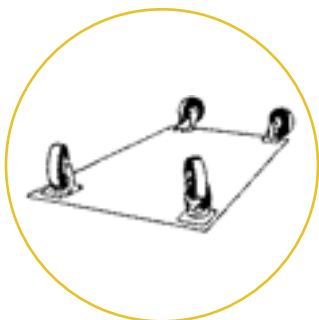
MODEL #	B.U.	C.U.	L x W x H Outside Dim. (In.)	MAX LOAD (Lbs.)	SHIPPING WEIGHT (Lbs.)	CASTER SIZE (In.)
DC-10	10	12	43 x 28 x 30.5	400	40	3
DC-12	12	15	45 x 30 x 31.5	400	45	3
DC-14	14	16	46 x 31 x 36.6	400	50	3

## Starcart Add-Ons

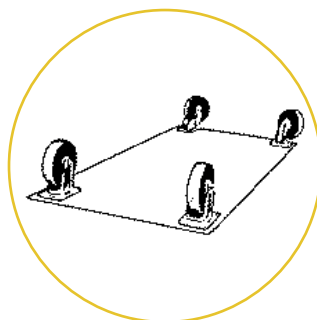
### Choosing the Perfect Starcart

- 1 Consider the material you want to move; consider size or volume restrictions for the inside of your desired cart and compare these to our listed inside cart dimensions.
- 2 Be sure to consider where you'll see the cart; doorways, hallways, elevators and spaces in between pose their own restrictions. Compare these to our listed outside cart dimensions.
- 3 Think about the maximum weight of the materials you'll be handling. If you require at least a 300 lb load capacity, a cart with a 800 lb load capacity will roll easier (larger wheels) and last longer (thicker walls). In the long run this may be better value for you.
- 4 Would an easy access cut out or a spring lift platform be advantageous to you? Think of how high your materials may be piled or how much bending is required by the material handler. These options really allow you to maximize the height of your cart.
- 5 Also consider the best caster pattern for your application, and the type of surface you'll be using the cart on. Starcarts are available in 3 caster patterns. The Corner pattern offers 2 swivel and 2 rigid casters mounted on each of the 4 corners. Corner casters deliver the most stability for safety moving heavy loads, and can handle distances well. The All Swivel pattern offers 4 all-swivel casters mounted on each of the four corners; all swivel casters are best for tight areas. The Diamond pattern offers 2 swivel and 2 rigid casters mounted in a diamond configuration. Diamond casters turn easiest and can handle long distances well.

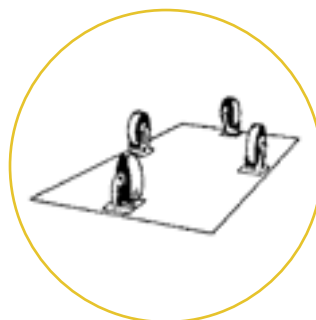
### Caster Patterns



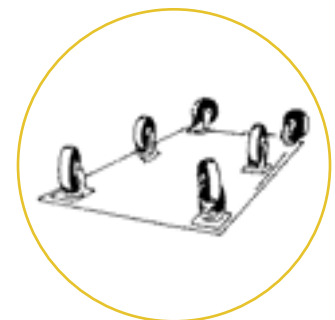
**Corner  
Pattern A  
4 Swivel**



**Pattern B  
2 Rigid, 2 Swivel**



**Diamond  
Pattern C  
4 Swivel**



**Pattern D  
4 Rigid, 2 Swivel**

### Spring Lift Platforms

Also known as back savers, these Spring Lift Platforms make all kinds of material handling easier and less strenuous on your back because they eliminate excess bending! When loading materials the platform automatically lowers with the weight. When the materials are removed the platform automatically rises, bringing your materials up to the top of the cart. Spring Lift Platforms are available for just about all Starcarts. They are easy to install; simply hook over the lip of the cart.

