

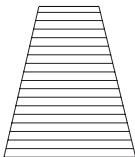


RECIPE INSPIRATION.

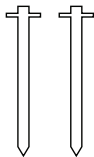


waves wall hanging.

ingredients.



2 x 1ply bumps



1 x set of 45mm needles

abbreviations.

sts - stitches | k - knit | YO - yarn over

recipe.

Cast on 16

row 1: k all sts

row 2: k1, *YO once, k1, YO twice, k1, YO three times, k1, YO twice, k1, YO once*, k6,
repeat from * to *, k1.

row 3: k all knit sts, dropping all YO from needle

row 4: k all sts

row 5: k all sts

row 6: k6, YO once, k1, YO twice, k1, YO three times, k1, YO twice, k1, YO once, k6.

row 7: k all knit sts, dropping all YO from needle

row 8: k all sts

rows 9-16: Repeat rows 1-8

rows 17-20: Repeat rows 1-4

PATTERN NOTES.

RECIPE FOR CARE.

This yarn is designed to have a low pilling* quotient however, its tough to avoid forever. Pilling occurs as a natural result of friction. A careful snip with scissors will restore your item to its original glory. If required, gently hand wash in cold water then lay flat in the shade to dry.

Handle with care and try not to bring into contact with sharp objects.

*Pilling does not constitute a defect

// plumpandco.com

  [plumpandco](#)