

# PATTERN NOTES.

---

---

---

---

---

---

---

---

# RECIPE FOR CARE.

This yarn is designed to have a low pilling\* quotient however, its tough to avoid forever. Pilling occurs as a natural result of friction. A careful snip with scissors will restore your item to its original glory. If required, gently hand wash in cold water then lay flat in the shade to dry.

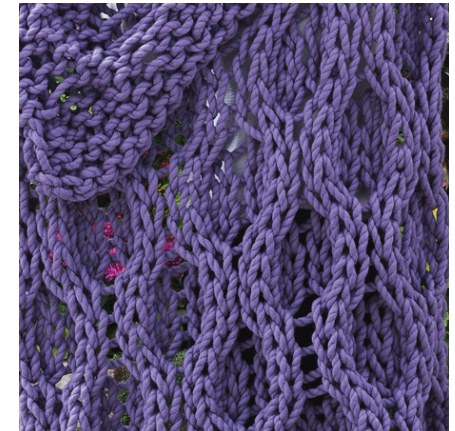
Handle with care and try not to bring into contact with sharp objects.

\*Pilling does not constitute a defect

// [plumpandco.com](http://plumpandco.com)

  [plumpandco](https://www.instagram.com/plumpandco)


# RECIPE INSPIRATION.



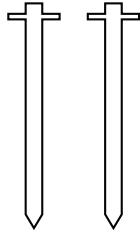
## busy bee blanket - large.

approx 145 x 155cm

### ingredients.



5 x 2ply bumps



1 x set of 45mm needles



1 stitch holder

### abbreviations.

**k** - Knit

**p** - Purl

**cb4** - slip 2 sts onto cable stitch holder and hold to back. K next 2 sts, then k2 off cable stitch holder

**c4f** - as above but hold stitches to front



### recipe.

cast on 32 stitches

row 1: k

row 2: p

row 3: [c4b, c4f] x 4

row 4: p

row 5: k

row 6: p

row 7: [c4f, c4b] x 4

row 8: p

row 9: k

row 10: p

rows 3 -10 is pattern, repeat 3 times for rows 11-34

row 35-41: repeat rows 3-9

cast off

block blanket and shape to size

### recipe created by.

The lovely Amie McCarron

Follow Amie  createdbyamie

© This pattern may not be reproduced for commercial purposes without permission