

# PATTERN NOTES.

---

---

---

---

---

---

---

---

# RECIPE FOR CARE.

This yarn is designed to have a low pilling\* quotient however, its tough to avoid forever. Pilling occurs as a natural result of friction. A careful snip with scissors will restore your item to its original glory. If required, gently hand wash in cold water then lay flat in the shade to dry.


Handle with care and try not to bring into contact with sharp objects.

\*Pilling does not constitute a defect

// [plumpandco.com](http://plumpandco.com)

  [plumpandco](#)

# RECIPE INSPIRATION.

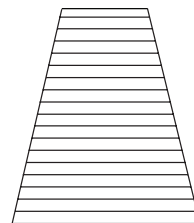





## **big blue blanket.**

approx. 160cm x 190m

### **ingredients.**



5 x 2ply bumps



1 x set of 45mm needles

### **abbreviations.**

k - Knit      p - Purl

### **recipe.**

Put aside 8 x 60cm lengths of yarn for corner tassels

cast on 25 stitches

row 1: k1, \*pass yarn to front, p1, pass yarn to back, k1\*; rep\* to \* A

repeat row 1 until you have at least 5 metres of yarn left

cast off

add 2 lengths of tassels to each corner then separate 2ply strands

block and shape to size

### **recipe created by.**

The lovely Amie McCarron

Follow Amie  createdbyamie

© This pattern may not be reproduced for commercial purposes without permission