









FEED CHART

Feeding Schedule

Application Rate

	TRANSPLANT	WEEK 2	WEEK 4
VEG			
	WEEK 6	WEEK 8	WEEK 10
BLOOM			
	WEEK 12		
HARVEST			

POT SIZE	AMOUNT
1/2 GAL	1 TBSP
1 GAL	2 TBSP
2 GAL	3 TBSP
3 GAL	1/3 C
5 GAL	1/2 C
7 GAL	2/3 C
10 GAL	1 C
15 GAL	1 1/2 C
20 GAL	2 C
45 GAL	4 C
65 GAL	6 1/2 C
100 GAL	8 C