




# Product Overview

## Glass Modular Rooflight




# Modern and precisely engineered, Raylux is the ideal affordable solution for any project.


The blend of optimal functionality with easy installation makes it suitable for both new build and refurb projects. Featuring high performance materials with exceptional functionality – create light and welcoming spaces with this highly adaptable, affordable and aesthetically pleasing rooflight.

Sleek and stylish, the frame of the Raylux unit is available from stock in the current colour of choice – anthracite grey, or white. You can be assured that comfort and safety go hand in hand with superior non-fragility ratings and excellent thermal properties.

With 252 different configurations, you can be confident that you will find a suitable specification for your new build or refurbishment project. The fixed, manual or electric ventilation options will ensure a comfortable environment whenever Raylux Glass is installed. Be the envy of your friends with our smart home app, or go with our cost-effective, standard comfort controls.

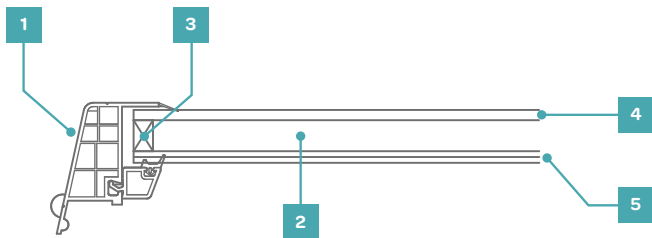


# Colours & glazing



RAL 9010  
white

RAL 7016  
anthracite grey



1	Frame	PVC
2	Gas	Argon
3	Warm spacer	✓
4	Toughened outer pane	✓
5	Laminated inner pane	✓
	Install pitch (upstand)	5-15°
	External frame colour	RAL 7016 anthracite grey RAL 9010 white
	U-Value	1.26W/m²K

# Sizes & upstands

- Thermally broken upstands, incorporating fixing flange
- Installation options available to suit either a site-formed builder's upstand, or proprietary insulated upstands with vertical sides.
- Proprietary upstands are 150mm high, meeting the minimum requirements for building regulations

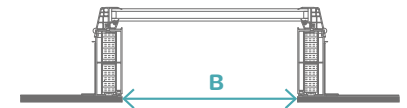
💡 Can be fitted to builder's upstand – unique to the Raylux Glass.

## Builder's upstand



External curb size

## PVC 150mm upstand



Roof opening size

Size ref	To suit external upstand size (mm) A
----------	--------------------------------------

Square	Size ref	To suit external upstand size (mm) A
	RX S2	600 x 600
	RX S4	700 x 700
	RX S5	800 x 800
	RX S7	900 x 900
	RX S8	1000 x 1000
	RX S9	1100 x 1100
RX S11	1300 x 1300	

Rectangular	Size ref	To suit external upstand size (mm) A
	RX R5	700 x 1000
	RX R6	700 x 1300
	RX R7	800 x 1100
	RX R16	1000 x 1300
	RX R17a	1100 x 1600
	RX R19	1100 x 2100
RX R23c	1300 x 2300	

Size ref	To suit roof opening size (mm) B
----------	----------------------------------

Square	Size ref	To suit roof opening size (mm) B
	RX S2	500 x 500
	RX S4	600 x 600
	RX S5	700 x 700
	RX S7	800 x 800
	RX S8	900 x 900
	RX S9	1000 x 1000
RX S11	1200 x 1200	

Rectangular	Size ref	To suit roof opening size (mm) B
	RX R5	600 x 900
	RX R6	600 x 1200
	RX R7	700 x 1000
	RX R16	900 x 1200
	RX R17a	1000 x 1500
	RX R19	1000 x 2000
RX R23c	1200 x 2200	

# Ventilation

- Available as standard fixed unit
- Electrically opening units operated by 230v slimline chain actuator, powder coated to match colour of internal framework
- Manually opening units incorporate winding spindle opening to approximately 200mm

Voltage (v)	230
Power requirements (amps)	0.32
Stroke length (mm)	300
Cable requirements	3 core

Controls available – see page 7



# Accessories

## Standard comfort controls

- For electric opening
- Option of retractive switch or comfort kit including a control panel, remote control and rain sensor



## Premium comfort controls

- For electric opening
- Wireless controls which include open/close manual switch and internal and external temperature
- Wireless weather station which includes wind and rain sensor
- Option of handheld remote

## Smartphone app

Fully controllable opening from your smartphone

- Remote operation
- Programmable alerts & notifications
- Can be linked to other smart home devices





Whitesales, Europa House  
Alfold Road, Cranleigh, GU6 8NQ  
Tel 01483 917580 Fax 01483 271771  
sales@whitesales.co.uk  
[www.whitesales.co.uk](http://www.whitesales.co.uk)

**Opening times: 07:00 - 16:30**



**Nationwide coverage and next-day delivery**

Service and delivery you can trust from the UK's leading rooflight supplier. Our delivery depot carries large volumes of stock, allowing us to supply your order at short notice – including next-day delivery if ordered by 2pm, in most cases.

