

TLE/MF DRY VERGE

Out with the Old and in with the New!

With a whole host of benefits, the new Sandtoft TLE/MF Dry Verge is Thinner, Stronger and more Attractive than ever before.

Features and Benefits:


- With a new thinner design, our dry verge boasts a much enhanced aesthetic.
- The new verge is **twice** as strong as its previous version making it more resistant to high speed wind.
- Compatible with a number of Sandtoft thin leading edge roof tiles (20/20, TLE, Cassius and Rivius).
- Boasting the biggest gauge variation on the market, the new TLE/MF Dry Verge is more adjustable than any other competitor.
- Our new verge is compatible with the entire 20/20 batten gauge range, allowing for installation at minimum pitch.
- The new TLE/MF Dry Verge replaces both the 'TLE' and 'Medium Format' dry verge meaning only one product needs to be stocked instead of two.
- Primary fixing screws are now provided within each unit, ensuring fixing instructions can easily be adhered to (secondary eaves unit fixings are excluded).

Comes in a choice of five colours to suit all ranges


Brown




Dark Grey /
Antique Slate



Natural Red



Rustic /
Flanders



Tuscan



EAVES UNIT (LEFT AND RIGHT
HANDED VERSIONS AVAILABLE)

VERGE UNIT (LEFT AND RIGHT
HANDED VERSIONS AVAILABLE)

RIDGE CLOSURE COMB

35 X 4 MM STAINLESS STEEL SCREW
(ATTACHED TO EACH UNIT)

Technical Details

Minimum roof pitch	Suits the minimum roof pitch of all compatible tiles
Compatibility	TLE Cassius Rivius 20/20
Gauge	295 - 345 mm
Gauge (with Vertical Batten Installed)	210 - 345 mm
Size of Unit	420 x 128 x 44 mm
Colours	Dark Grey / Antique Slate Rustic / Flanders Tuscan Natural Red Brown
Primary Fixing (Supplied)	35 x 4 mm Screw
Secondary Eaves Fixing (Not Supplied)	Minimum 45 mm Length Screw
Box Quantity	50
Material	HIPS

☎ 01427 871200

✉ sandtoftorders@wienerberger.co.uk

@WienerbergerUK