

# VELUX manual 2-in-1 roof window GPLS

Glazing 66SG



Enjoy the best view with the manual panoramic VELUX 2-in-1 roof window GPLS with two windows in one frame. The elegant handle at the bottom of the window allows it to be opened up to 45° for an extra spacious balcony feeling.

- Open the window outwards up to 45° to enjoy a panoramic view and a feeling of space.
- One frame module allows a simple well-known installation process with few components.
- Enjoy an extensive view to the outside and more daylight due to extra slim frame profiles
- Easily rotate the window 180° for safe cleaning of the outer glass from the inside.
- The glazing comes standard with premium features like safety lamination, toughened glass, UV filter, easy to clean, anti-dew and our unique rain noise reduction.
- One-piece top cover and slim profile covers feature a very aesthetic integration in the roof.
- Adjust the bottom handle position to ventilate your home without opening the window.



## Application guidance

The window can be installed in roof pitches between 15° and 55° (75°) to the horizontal.



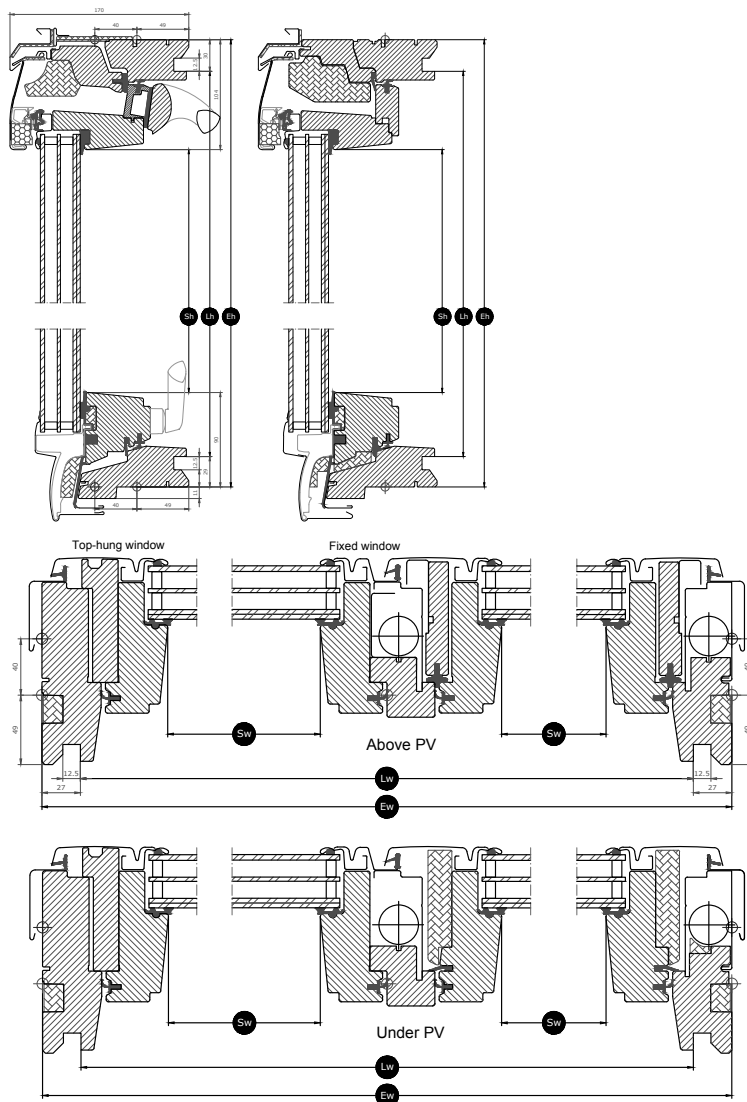
VELUX 2-in-1 manual roof window GPLS opens outwards for an unobstructed, panoramic view. It consists of two windows, one openable, bottom-operated and one fixed, in one frame. This provides extra daylight and an extensive view while offering all the benefits of our bottom-operated windows. To benefit optimally from the wide view, we recommend an installation height that allows for a clear sight line to the outside from both a standing and seated position.

## Available sizes and daylight area

	1270	1390	1510	1552
1178	GPLS FFK06  (0.94)	GPLS FMK06  (1.06)	GPLS MMK06  (1.18)	GPLS FPK06  (1.22)
1398	GPLS FFK08  (1.16)	GPLS FMK08  (1.30)	GPLS MMK08  (1.44)	GPLS FPK08  (1.50)

All measurements are in mm. ( ) = Effective daylight area, m<sup>2</sup>












# Cross section dimensions



Width		FFK--	FMK--	FPK--	MMK--
Sw	Sash aperture width	481, 481	481, 601	481, 763	601, 601
Lw	Distance between lining grooves, width	1216	1336	1498	1456
Ew	External frame width	1270	1390	1552	1510

Height		--06	--08
Sh	Sash aperture height	984	1204
Lh	Distance between lining grooves, height	1119	1339
Eh	External frame height	1178	1398

## Glazing features

Glazing 66SG		
	<b>Heat insulation</b> The low energy glazing unit reduces heat loss through the window and enhanced indoor comfort.	$U_g = 0.6$
	<b>Solar gain</b> In colder climates and in rooms with large window areas, solar gain provides a better indoor climate during winter periods.	<b>0.44</b>
	<b>Solar protection</b> In warm climates and in rooms with large window areas, a sun protective glazing unit provides a better indoor climate during summer periods.	★★★★☆
	<b>Security</b> Thicker laminated inner glass increases resistance to manual attack (burglary).	★★★★☆
	<b>Safety lamination</b> Prevents glass from falling into the room in case of accidental breakage.	✓
	<b>Toughened glass</b> Adds strength to the outer glass surface to protect from wayward balls and extreme weather such as heavy storms and hail.	✓
	<b>UV filter</b> Protects your interior furnishings from fading due to the sun's harmful UV rays.	✓
	<b>Rain noise reduction</b> Rain noise reduction creates a barrier between the window and the weather outside for undisturbed moments during rainy days – or nights.	✓
	<b>Easy-to-clean</b> Dirt-repellent coating lets you spend less time cleaning and more time enjoying the view.	✓
	<b>Anti-dew</b> The anti-dew coating significantly reduces the days with dew on the outer glass and thus gives you a clear view.	✓

### Glazing structure

Glazing unit	Variant composition
Triple-glazed	6.8mm laminated float glass - 13mm Argon - 3mm heat strengthened glass - 13mm Argon - 4mm toughened glass

## Technical values for the window

---

Overview of technical values for the product, covering among other, CE marking in accordance with EN 14351-2.

Window characteristics	Performance
Thermal transmittance	1.1 W/(m <sup>2</sup> K)
Light transmittance	0.62
Total solar energy transmittance	0.44
Sound insulation	36 (-1;-5)
Air permeability	4
External fire performance - British	NPD
External fire performance - European	NPD
Impact resistance	3
Load-bearing capacity of safety devices	✓
Reaction to fire	C-s1,d2
Resistance to snow load	See glazing composition
Resistance to wind load	C3
Water tightness	9A

NPD: No performance determined


## Visible features

---



### **Operating handle, top-hung, bottom**

Easy to operate handle allows for effortless opening and closing of the window.



### **Detachable sash**

The fixed sash is detachable and can be taken out for an easier process during service or installation from the inside.




### **Lifting device, top-hung**

The lifting device facilitates the opening of the top-hung sash, once engaged with the spring rods.



### **Blind bracket, manual**

Easily install blinds on the window without the need for extra tools. Simply click on the blind in the pre-fitted brackets.



### **Ventilation flap**

The full-width ventilation flap can be used for ventilation even with a closed window. The ventilation flap is connected to the top sash with the lock casing.



### **Frame hinge, centre-pivot, side**

Durable hinge design allows for reliable operation and enables the sash to be rotated for easy cleaning of the outer glass.



### **Interior insulation, frame top**

Innovative ThermoTechnology™ insulation is integrated into the top frame of the window to increase energy-efficiency.

### **Barrel bolt**

The barrel bolt can be placed into the integrated barrel bolt bushing to secure the window for cleaning of outer glass surface or for safe ventilation.

## Interior finish

---

Material Description	White-painted Finished with triple coat, white painted.
Colour code NCS, inner surface	S 0500-N
Colour code nearest RAL, inner surface	9003


## Exterior covers

---

Material Description	Aluminium, dark grey Dark grey
Colour code NCS, outer surface	S 7500-N
Colour code nearest RAL, outer surface	7043

## Cleaning and maintenance

---



To clean the outer glass surface from the inside, rotate sash and secure in cleaning position with barrel bolts. The fixed sash can be cleaned outside by opening the operable window.



VELUX repair and maintenance kits are available.

## Guarantee period


---



The full terms and conditions of the VELUX Product Guarantee are available on our website [www.velux.co.uk](http://www.velux.co.uk) or [www.velux.ie](http://www.velux.ie)

## Flashings and installation products

---



### **Flashings**

Install the VELUX roof window in virtually any roofing material by using genuine VELUX flashing solutions. Our flashings are designed specifically for the exact size and shape of the roof windows to create perfect, watertight fit. Flashings can also be used to combine multiple roof windows.

### **Installation products**

Ensure a proper installation and an air- and watertight connection between the window and roof with VELUX installation products. All installation products are designed to perfectly fit the roof window for a reliable and durable result.

## Blinds, awnings and shutters

---

Complete the VELUX roof window installation with roller shutters and awning blinds for heat protection and interior blinds for light dimming or blackout. Choose from a wide range of manually operated or remote-controlled products that are made to fit the particular window type and size. Please contact your local VELUX sales company for more details about compatibility.

## Further information

---

We reserve the right to make technical changes.

For more information on our products, please visit <https://www.velux.co.uk> or <https://www.velux.ie>.