



CastleFlex

Rubber promenade tiles


FLAT ROOF BALCONY ROOF TERRACE PATIO WALKWAYS

castle
COMPOSITES


Castleflex Rubber Promenade Tiles are manufactured from recycled rubber granulate. Installation is made simple with the integrated connector pins meaning there is little or no need for adhesive. Drainage channels on the underside of the tile ensure that water is removed quickly whilst maintaining sufficient load bearing capacity for foot traffic and garden furniture. If in the future the area needs to be extended or a tile needs to be replaced this can be done with ease due to the installation method. Castleflex Rubber Promenade Tiles also have the added benefit of being soft therefore very safe for children and the elderly.



Carbon Black



Rustic Red




Forest Green




Charcoal Grey



Golden Brown



Chocolate Brown



- *Drainage channels on underside for quick water removal and good weight distribution*

- *Simple Installation with four integrated connector pins.*
- *Long Life (Even at below freezing temperatures).*
- *Reduced danger of injury due to the soft nature of the tiles.*
- *Noise Deadening and Thermal Insulation.*
- *Recycled environmentally friendly product.*
- *Comfortable and safe to walk on.*
- *Reduced on site labour and equipment.*

Castleflex® Technical Information

Dimensions

Length: 500mm
Width: 500mm
Thickness: 30mm

Weight

20.0 kg per m² approx
5.0 kg per tile approx

Composition

Recycled PU bound rubber granulate in a range of colours.

Fire Classification

Efl based on EN 13501

Insulation Value

Rd 0,15 EN13165
U 3,13 EN6946

Slip Resistance

Dry: 102 Wet: 62 (Low Potential For Slip)
EN 1339 Pendulum Test

Safety

30mm thick = Critical fall height 1 metre
(Thicker tiles available where greater fall height required)
Complies with Safety Standard EN1177

Smoke Classification


S2

Density


800kg per m³

Water Permeability

565mm per hour EN 12616



Castleflex® Ramp Edge Tiles & Trim




Edge Ramp


Ramp edge tiles are available for applications where a ramped access is required to the layout from adjacent walkways or stairs. Available in 500 x 500mm in all six colours. Ramp edge tiles are also supplied with interlocking pins.



Corner Ramp



25 x 25mm plastic edge trim is available for installation with our rubber tile range. Our edge trim helps prevent debris migrating under the tiles and improves the appearance of visible edges. Available in White, Silver, Grey and Black in 1 metre lengths. Installed by simply sliding under the tiles and bonding with adhesive.



Castleflex® Technical Information

Before laying tiles please ensure that the supporting surface is in good condition, can drain water properly and is compatible with rubber tiles.

We recommend that the tiles are laid in a brick bond formation to ensure good interlocking between tiles. However they can be laid in standard squares where required.

Begin laying the tiles in a corner of the area to be covered. Use the interlocking pins to lock the tiles together. When the first row has been laid check for alignment before proceeding.

Castleflex Rubber Promenade Tiles can be cut easily using a low speed coarse toothed jig-saw, handsaw or craft knife. To ensure straight lines use a straight edge down the section that needs to be cut.

To achieve improved stability we recommend adhering the first and last row of the layout using Castle XP - 2435 PU Adhesive where no edge restraint exists.

Castle XP 2435 adhesive is available in 1 litre bottles with nozzle for application. Adhesive should be applied to the tile taking care not to block the drainage channels. Adhesive should be allowed 24hrs to cure before trafficking.

Loose dirt, dust, foods and other materials can be removed using either a heavy duty vacuum cleaner, soft brush and diluted liquid detergent or pressure washer.

To clean with brush and detergent simply brush the surface with warm water and rinse thoroughly. When using a high pressure washer do not allow the nozzle to get closer than 40cm to the tile. Dirt blaster nozzles should also be avoided. When using a vacuum cleaner please ensure the mechanical brush is soft enough to avoid damage to the tiles.

Due to the recycled nature of the products colour may vary slightly between batches and can wear in areas of high traffic. SBR rubber tiles contain carbon that may leach in certain areas.



Whilst Castleflex tiles are ideal for use on flat roofs and balconies, for those who would like something extra special we have Castleflex EPDM range.


Castleflex EPDM are also 500 x 500 x 30mm (interlocking) and are manufactured from virgin rubber. As no recycled rubber is used in the EPDM range we are able to offer a wider range of colours including our mixed colour options. The EPDM tile has a similar drainage channel design to the Castleflex Premium Tiles.

The EPDM option contains only virgin rubber which gives a high quality surface finish which is long lasting, more UV stable and has better flammability and smoke classification performance.

EPDM is an abbreviation of Ethylene Propylene Diene Monomer. Our EPDM tiles have a top layer as per your colour choice. The remainder of the tile will be EPDM rubber in black.



Beige



Black




Sea Blue




Mid Grey



Grey Fleck



Sunburst



Dimensions

Length: 500mm
Width: 500mm
Thickness: 30mm

Weight

20.0 kg per m2 approx
5.0 kg per tile approx

Composition

Recycled PU bound EPDM rubber granulate in a range of colours.

Fire Classification

Cfl based on EN 13501

Insulation Value

Rd 0,15 EN13165
U 3,13 EN6946

Slip Resistance

Dry: 102 Wet: 62 (Low Potential For Slip)
EN 1339 Pendulum Test

Safety

30mm thick = Critical fall height 1metre
(Thicker tiles available where greater fall height required)

Complies with Safety Standard EN1177

Smoke Classification

S1

Density


800kg per m3

Water Permeability

325mm per hour EN 12616

Roofway

Access Walkway Tiles



Roofway is a porous self draining roof matting system which is used on flat roofs to provide safe access for maintenance of roof top plant.

Manufactured from recycled rubber granulate and yellow EPDM rubber edges they provide a self draining, slip resistant walkway that clearly identifies safe access areas. As the Yellow edges contain only EPDM rubber they will be resistant to fading or discolouration.

Roofway Tiles are supplied with interlocking pins for installation. When laying Roofway in more exposed locations we recommend adhering them to the roof using our 2435 PU Adhesive for extra stability.

Both straight and corner tiles are available to suit your project. Tiles can easily be cut on site using a craft knife or fine toothed saw.



Roofway

Access Walkway Tiles

Dimensions

Length: 1000mm
Width: 600mm
Thickness: 30mm

Weight

20.0 kg per m² approx
11.5 kg per tile approx

Composition

Recycled PU bound rubber granulate with yellow EPDM rubber edges

Fire Classification

Efl based on EN 13501

Slip Resistance

Dry: 102 Wet: 62 (Low Potential For Slip)
EN 1339 Pendulum Test

Safety

30mm thick = Critical fall height 1 metre
(Thicker tiles available where greater fall height required)

Complies with Safety Standard EN1177

Smoke Classification

S2

Density

800kg per m³

Water Permeability

565mm per hour EN 12616





SAMPLES



As photographs cannot always show the true colour and texture of our products we are always happy to supply samples to ensure suitability.

If you would like some samples please contact us via phone or email to arrange delivery. Sample Tiles are sent via 24hr courier to keep delivery time to a minimum.

Samples are free of charge for UK Mainland for the first order.

SUITABLE SURFACES

Bituminous Felt



Timber



Asphalt



Lead



EPDM / Rubber



Single Ply Membranes



Please check with manufacturer prior to laying

Concrete



Fibre Glass



SUPPLIED BY:

**Castle
Composites
Limited**

Visit our website for further information:
www.castlecomposites.co.uk
sales@castlecomposites.co.uk

Unit 1
Nisbet Way
Ravenstruther
Lanark
ML11 7SF

Telephone:
01555-870003

Fax:
01555-870040