

BEOLAB 50

Beauty on the outside - beast on the inside



FOR THE SOUND ENTHUSIAST

From the magical moment the Acoustic Lens majestically ascends, discreetly opening up to face the audience, you know the stage is set for an extraordinary performance.

BeoLab 50 is our high-end active loudspeaker blending radical audio technology, elegant aesthetics and meticulous craftsmanship. Tailored and truly ear-catching performance for all the ways you enjoy sound in the home: Sweet spot music listening, unforgettable house parties and cinematic experiences par excellence.




BANG & OLUFSEN




MEASUREMENTS

in cm

bang-olufsen.com/beolab50



SPECIFICATIONS

Designer	Weight	Placement
Noto GmbH	61 kg	Floor
Wireless Input (Master and Slave speaker)	Digital Input (Master and Slave speaker)	Analogue Input (Master speaker)
Wireless Power Link (24 bit / 48 kHz) WiSA (24 bit / 96 kHz)	Digital Power Link (24 bit / 192 kHz)	Power Link RCA
Digital Input (Master speaker)	Amplifiers	Speaker Drivers
USB Audio (24 bit / 192 kHz) S/P-DIF (24 bit / 192 kHz) Optical (24 bit / 96 kHz)	For tweeter 1 x Bang & Olufsen ICEpower 300 watts For midranges 3 x Bang & Olufsen ICEpower 300 watts For woofers 3 x Bang & Olufsen ICEpower 300 watts	Tweeter 1 x 3/4-inch - double motion Acoustic Lens Technology Midrange 3 x 4-inch Woofer 3 x 10-inch
Digital Signal Processor	Effective frequency range	
DSP type 1 x Analog Devices ADSP-21489 - 400 MHz	15 - 43,000 Hz	
Sampling rate 192 kHz fixed		
Materials		
Fabric front:	 Black	
Aluminium shell:	 Natural	
Side panel:	 Oak lamella	

FEATURES

Acoustic Lens Technology with directional sound beam control

On top of BeoLab 50 you find the motorized acoustic lens, which appears when the loudspeaker is switched on. The side 'cheeks' adjusts to wide or narrow, when you apply the unique Beam Width control, which decides whether you are having a sweet spot listening experience (narrow Beam Width) or are going for a wider sound dispersion aiming at multiple listening positions in front of the speaker (wide Beam width).

Control

Use the Bang & Olufsen app for IOS and Android for controlling and setting up specific listening positions and adjusting the beam width. In addition you can operate your BeoLab 50 with either the BeoRemote One or BeoSound Essence Remote..