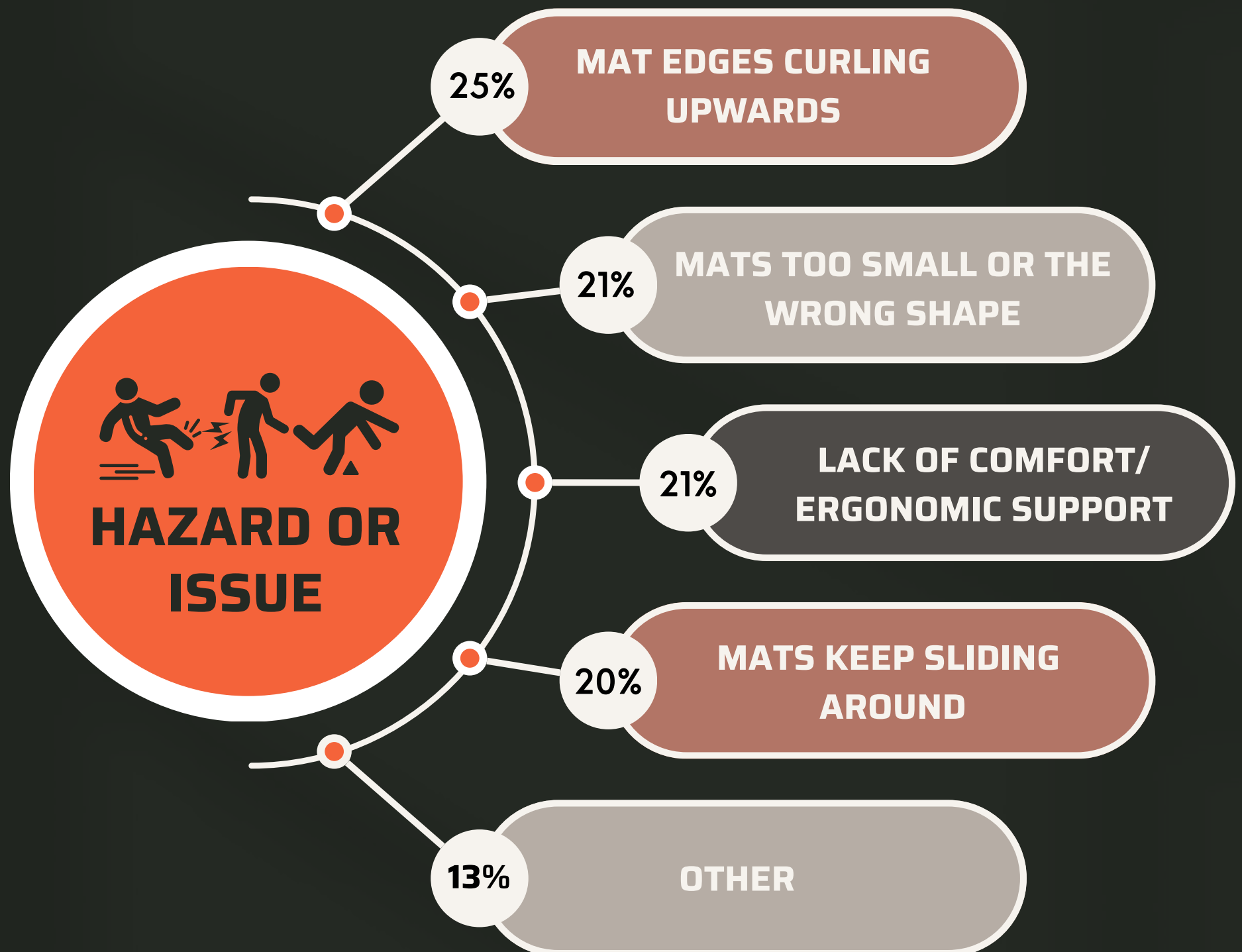




5 Ways to Stop Your Anti-Fatigue Mats From Curling



What's the most common complaint you receive about your ergo mats?





Curling mat edges is the most common anti-fatigue mat complaint and safety hazard. It's also 100% preventable with the right materials, design and research. Ahead, 5 ways to make sure your mats remain flat.





1. Confirm you have the right materials

The durability of your anti-fatigue mats – i.e., how they perform *in your environment* – is the most important factor in preventing curling. For example, a look at the 3 most common mat materials: PVC foam, PVC/nitrile blends, and 100% nitrile rubber foam.





PVC foam is the most highly used material. It's versatile, inexpensive and can last 2-3 years in dry, low-intensity settings. However, PVC isn't impervious to liquids and chemicals. In areas with oil, grease and solvents, these chemicals absorb into the mat – causing them to buckle, bloat, shrink and lift the mat edges off the ground. **PVC/nitrile blends**, while more durable, often suffer from the same issue due to their open cell construction.





100% nitrile rubber foam is molded without a PVC component. The closed cell construction of pure nitrile is impervious to liquids and chemicals – it's literally incapable of absorbing either, eliminating threats of bloating, buckling and curling. In settings where liquids/oils are present, closed cell materials like pure nitrile are critical to preventing curling.








Waterproof Test

We soaked 100% nitrile in water for 72 hours to see if it held up to the claims. See the results in a 2-minute video on our YouTube channel.





2. Look closely at the design of your mats

If mat material is No. 1 in importance, mat design is 1A. The two work hand-in-hand and should always be evaluated collectively. Even the best mat materials poorly designed will curl and cause trip hazards over time.





As an example, the most popular diamond-plate mat design is the “waterfall.” The anti-fatigue pad, often made from PVC foam, is smaller than the diamond tread surface and glued underneath (as shown on the next slide). As the PVC pad buckles and shrinks from particles / chemicals, the edges lift off the floor.







Waterfall

At AcroMat, we have an exclusive design process that allows us to guarantee (and warranty) our borders will never curl. We extend the pad and diamond-plate surface collectively to the edge of the mat, then bond 100% nitrile borders. This eliminates the pull upward as seen with the waterfall design.





Cut-and-bond







3. Review the warranty

Every anti-fatigue mat should have a warranty that protects you from safety hazards like curling. Unfortunately, it's often considered a "wear and tear" issue and thus rarely covered. Watch out for ambiguous language as well as statements like, "We reserve the right to void the warranty at our discretion."





Real Warranty Examples

1. Lifetime Warranty

“...Installing may void warranty ... Does not include normal wear and tear.” In brief, once you unbox and lay your mat out, the supplier can void the “lifetime” warranty. No protection against “wear” like curling, flattening, erosion.



A photograph of a warehouse interior. In the background, a worker is visible near a computer monitor. The scene is filled with industrial equipment, shelving, and materials. A large red 'X' is drawn over the right side of the image.

Real Warranty Examples

2. Lifetime Limited Warranty

“...One-time product replacement warranty that guarantees product will be free of manufacturing defects for the life of the product ... Does not apply to regular wear that affects the ergonomic integrity.” I.e., You’re only protected against the mat being made wrong. Going flat? Curling? No protection.






Real Warranty Examples

3. Lifetime Limited Warranty

“This lifetime warranty protects against delamination or bond failure, and does not cover issues unrelated to the bond such as wear or tears.” In brief, the warranty protects your mats from coming apart where they were glued together. Curling or going flat is your problem, not theirs. Another “lifetime” warranty that only protects you from the mat being made wrong.



AcroMat 2-Year Warranty



“The AcroMat 2-year full replacement warranty guarantees: The edges of your mat will NOT curl, the mat will NOT flatten, and the bonds along your mat will NOT come apart. No ambiguity or easy outs.” The clear, concise warranty holds our team accountable to the outcome. Every warranty should do the same.





4. Ask questions. Then ask more.

Your provider should be thrilled to answer questions about the design and construction of their mats. Before your next investment, get clarity on these 5 questions.





How does the durability of your *materials* actively prevent curling?



Can you show me how the *design* actively prevents curling?



Does your product *warranty* protect against curling mat borders/edges?



Will your mats *absorb* liquids or chemicals over time?



What are our options if your mats begin to *curl* over time?





5. Put a free sample mat to the test

Only 33% of safety and production leaders say their anti-fatigue mats are lasting the promoted lifespan. One reason why is you're bypassing the sample process. Get a free, full-sized sample mat and put it to the test *in your production environment*. Expose it to heavy use, products and chemicals for months – not weeks or days.





Putting an end to curling is an immediate and critically important way to reduce slip, trip and fall hazards – the No. 1 preventable workplace injury. It starts with mat materials and design. From there, thorough research and continuous testing to make sure the claims hold true.





ACROMAT

OUTPERFORM. OUTLAST.



Creating a new standard in comfort and durability, precision cut to fit your workspace.